


Ελευθερία-Κλειώ Κολοβού

Άννα Κρανιώτου



ΑΓΓΛΙΚΑ
English 5th Grade



Ε΄ Δημοτικού

Pupil's Book



English 5th Grade

Pupil's Book

ΣΤΟΙΧΕΙΑ ΑΡΧΙΚΗΣ ΕΚΔΟΣΗΣ

ΣΥΓΓΡΑΦΕΙΣ	Ελευθερία Κλειώ Κολοβού, Εκπαιδευτικός ΠΕ6 Κρανιώτου Άννα, Εκπαιδευτικός ΠΕ6
ΚΡΙΤΕΣ-ΑΞΙΟΛΟΓΗΤΕΣ	Μελίνα Παπακωνσταντίνου, Μέλος ΔΕΠ Παρασκευή Λεοντίου-Φερεντίνου, τ.Σχολική Σύμβουλος Παναγιώτα Γκουντή, Εκπαιδευτικός ΠΕ6
ΕΙΚΟΝΟΓΡΑΦΗΣΗ	Ελισάβετ Βαβούρη, Εικονογράφος
ΦΙΛΟΛΟΓΙΚΗ ΕΠΙΜΕΛΕΙΑ	Χρυσάνθη Αυγέρου, Εκπαιδευτικός ΠΕ6
ΥΠΕΥΘΥΝΟΙ ΤΟΥ ΜΑΘΗΜΑΤΟΣ ΚΑΤΑ ΤΗ ΣΥΓΓΡΑΦΗ	Ιωσήφ Ε. Χρυσοχόος Πάρεδρος ε.θ. του Παιδαγωγικού Ινστιτούτου Πέτρος Μπερερής Σύμβουλος του Παιδαγωγικού Ινστιτούτου
ΥΠΕΥΘΥΝΟΣ ΥΠΟΕΡΓΟΥ	Χρυσούλα Κούτρα, Εκπαιδευτικός ΠΕ6
ΑΝΑΔΟΧΟΣ	Σ. ΠΑΤΑΚΗΣ Α.Ε.Ε.Ε
ΠΡΟΕΚΤΥΠΩΤΙΚΕΣ ΕΡΓΑΣΙΕΣ	ΒΙΒΛΙΟΣΥΝΕΡΓΑΤΙΚΗ Α.Ε.Π.Ε.Ε.

Στη συγγραφή συνεργάστηκαν και οι **Francis Baker** και **Παρασκευή Μουστακίδου**

Γ' Κ.Π.Σ. / ΕΠΕΑΕΚ II / Ενέργεια 2.2.1 / Κατηγορία Πράξεων 2.2.1.α: «Αναμόρφωση των προγραμμάτων σπουδών και συγγραφή νέων εκπαιδευτικών πακέτων»

ΠΑΙΔΑΓΩΓΙΚΟ ΙΝΣΤΙΤΟΥΤΟ
Δημήτριος Γ. Βλάχος
Ομότιμος Καθηγητής του Α.Π.Θ
Πρόεδρος του Παιδαγωγικού Ινστιτούτου

Πράξη με τίτλο:

«Συγγραφή νέων βιβλίων και παραγωγή υποστηρικτικού εκπαιδευτικού υλικού με βάση το ΔΕΠΣ και τα ΑΠΣ για το Δημοτικό και το Νηπιαγωγείο»

Επιστημονικός Υπεύθυνος Έργου
Γεώργιος Τύπας
Σύμβουλος Παιδαγωγικού Ινστιτούτου

Αναπληρωτής Επιστημονικός Υπεύθυνος Έργου
Γεώργιος Οικονόμου
Σύμβουλος Παιδαγωγικού Ινστιτούτου

Έργο συγχρηματοδοτούμενο 75% από το Ευρωπαϊκό Κοινωνικό Ταμείο και 25% από εθνικούς πόρους.

ΣΤΟΙΧΕΙΑ ΕΠΑΝΕΚΔΟΣΗΣ

Η επανέκδοση του παρόντος βιβλίου πραγματοποιήθηκε από το Ινστιτούτο Τεχνολογίας Υπολογιστών & Εκδόσεων «Διόφαντος» μέσω ψηφιακής μακέτας, η οποία δημιουργήθηκε με χρηματοδότηση από το ΕΣΠΑ / ΕΠ «Εκπαίδευση & Διά Βίου Μάθηση» / Πράξη «ΣΤΗΡΙΖΩ».



Ευρωπαϊκή Ένωση
Ευρωπαϊκό Κοινωνικό Ταμείο



ΕΠΙΧΕΙΡΗΣΙΑΚΟ ΠΡΟΓΡΑΜΜΑ
ΕΚΠΑΙΔΕΥΣΗ ΚΑΙ ΔΙΑ ΒΙΟΥ ΜΑΘΗΣΗ
επένδυση στην κοινωνία της γνώσης
ΥΠΟΥΡΓΕΙΟ ΠΑΙΔΕΙΑΣ & ΘΡΗΣΚΕΥΜΑΤΩΝ, ΠΟΛΙΤΙΣΜΟΥ & ΑΘΛΗΤΙΣΜΟΥ
ΕΙΔΙΚΗ ΥΠΗΡΕΣΙΑ ΔΙΑΧΕΙΡΙΣΗΣ

Με τη συγχρηματοδότηση της Ελλάδας και της Ευρωπαϊκής Ένωσης



ΕΣΠΑ
2007-2013
Ευρωπαϊκό Κοινωνικό Ταμείο

Οι διορθώσεις πραγματοποιήθηκαν κατόπιν έγκρισης του Δ.Σ. του Ινστιτούτου Εκπαιδευτικής Πολιτικής

ΥΠΟΥΡΓΕΙΟ ΠΑΙΔΕΙΑΣ, ΘΡΗΣΚΕΥΜΑΤΩΝ ΚΑΙ ΑΘΛΗΤΙΣΜΟΥ
ΙΝΣΤΙΤΟΥΤΟ ΕΚΠΑΙΔΕΥΤΙΚΗΣ ΠΟΛΙΤΙΚΗΣ

Ελευθερία-Κλειώ Κολοβού Άννα Κρασιώτου

ΑΝΑΔΟΧΟΣ ΣΥΓΓΡΑΦΗΣ:



Η συγγραφή και η επιστημονική επιμέλεια του βιβλίου πραγματοποιήθηκε
υπό την αιγίδα του Παιδαγωγικού Ινστιτούτου

English 5th Grade

Pupil's Book

A. Εισαγωγή στο Βιβλίο του Μαθητή

Αγαπητά μας παιδιά,

Το βιβλίο αυτό ελπίζουμε να σας βοηθήσει να αγαπήσετε την Αγγλική γλώσσα, να μάθετε λέξεις και τρόπους να εκφράζεστε στην Αγγλική γλώσσα, να μιλήσετε και να γράψετε σε παλιούς και καινούριους φίλους και να γνωρίσετε πολλούς πολιτισμούς λαών που μιλάνε την Αγγλική γλώσσα.

Με το βιβλίο αυτό επιθυμούμε να σας βοηθήσουμε να ασχοληθείτε με πολλά θέματα που σας απασχολούν στην καθημερινή σας ζωή αλλά και με θέματα που απασχολούν όλη την ανθρωπότητα, όπως η υποβάθμιση του φυσικού περιβάλλοντος και τα προβλήματα των σημερινών κοινωνιών. Μέσα στις σελίδες των 2 βιβλίων (PUPIL'S BOOK & WORKBOOK) θα βρείτε ιστορίες, τραγούδια, παιχνίδια και πληροφορίες αλλά και πολλές ιδέες για να δουλέψετε ομαδικά σε projects και να χρησιμοποιήσετε τις γνώσεις σας από άλλα μαθήματα του σχολικού σας προγράμματος, όπως Ιστορία, Γεωγραφία, Μαθηματικά, Μουσική, Γυμναστική, κλπ.

Το βιβλίο έχει 10 κεφάλαια (units) και το κάθε κεφάλαιο αποτελείται από 3 μαθήματα (lessons). Κάθε κεφάλαιο έχει το δικό του χρώμα και αυτό φαίνεται σε όλες τις σελίδες του κεφαλαίου πάνω – πάνω. Σε κάθε κεφάλαιο παρουσιάζεται ένα θέμα που ελπίζουμε να σας ενδιαφέρει και ο τρόπος με τον οποίον μπορείτε να ασχοληθείτε με αυτό το θέμα, διαβάζοντας, γράφοντας, μιλώντας και ακούγοντας στην Αγγλική γλώσσα. Στο τέλος κάθε κεφαλαίου υπάρχει ένα Self Assessment Test που σε βοηθάει να σιγουρευτείς για όσα έχεις μάθει ή για όσα πρέπει να ξαναδιαβάσεις, να ρωτήσεις και να διευκρινίσεις ή να ξανακουβεντιάσεις με τον καθηγητή ή την καθηγήτριά σου.

Οι πρωταγωνιστές του βιβλίου είναι τρία παιδιά της ηλικίας σας: ο Κώστας από την Ελλάδα, η Nadine από τη Γαλλία και ο Mark από την Αγγλία, που συνομιλούν μέσω των ηλεκτρονικών υπολογιστών τους και τελικά συναντιούνται στις διακοπές τους. Νομίζουμε ότι και οι τρεις θα είναι μια πολύ καλή παρέα για όλη τη σχολική χρονιά. Στο τέλος του βιβλίου υπάρχουν παραρτήματα με γραμματική, χάρτες, κατάλογο ανώμαλων ρημάτων και βέβαια ένα ξεχωριστό παράρτημα με ασκήσεις και δραστηριότητες για κάθε κεφάλαιο ξεχωριστά, που ο κάθε ένας/ η καθεμία από εσάς θα αποφασίζει με ποιον τρόπο θα τις δουλέψει (differentiated activities, με ένα * οι πιο εύκολες, με δύο ** οι πιο δύσκολες). Εκείνο που πρέπει να θυμάστε ως μαθητές είναι να προσπαθήσετε να γνωρίσετε τον τρόπο με τον οποίο ο κάθε ένας από σας μαθαίνει καλύτερα- γιατί δεν μαθαίνουμε όλοι με τον ίδιο τρόπο ούτε με τον ίδιο ρυθμό- δηλαδή να ανακαλύπτετε στρατηγικές μάθησης για να είστε αποτελεσματικοί και να εργάζεστε εποικοδομητικά σε ομάδες, βοηθώντας ο ένας τον άλλο και μαθαίνοντας ο ένας από τον άλλο, γιατί όλοι μαζί, ενώνοντας τις δυνάμεις σας, μπορεί να έχετε καλύτερα και ομορφότερα αποτελέσματα.

Σας ευχόμαστε να έχετε μία καλή και ευχάριστη σχολική χρονιά!

Οι συγγραφείς

It's your choice!

- Find the way you learn best
- Share your ideas with others
- Check your self-assessment tests
- Spend sometime reading books listening to songs, writing e-mails and talking to your friends.
- Don't be afraid to use English
- Don't be afraid to make mistakes



UNIT	LESSON	SKILLS	LANGUAGE Functions
UNIT 1 INTERNET FRIENDS AROUND EUROPE Pupil's Book pp. 13-24	LESSON 1 • pp. 13-17 Do you like computers?	READING: scanning for specific information – an e-mail LISTENING: looking for specific information to fill in table SPEAKING: asking about preferences and interests – forming clubs WRITING: an e-mail to a friend abroad	Expressing likes, dislikes and preferences
	LESSON 2 • pp. 18-21 Inrenet friends	READING: looking for general meaning – a children's newspaper article LISTENING: looking for specific information – a dialogue SPEAKING: about nationalities and flags WRITING: a list of questions about school habits	Talking about school life
	LESSON 3 • pp. 22-24 The United Kingdom Self assessment	READING: for gist and for specific information to fill in charts – a short text about a country	
UNIT 2 SCHOOL LIFE AND THE WORLD AROUND US Pupil's Book pp. 25-36	LESSON 1 • pp. 26-29 School life and feelings	READING: Scanning a newspaper LISTENING: For specific information about places	Expressing Feelings
	LESSON 2 • pp. 30-33 Talking about habits - Good & Bad	WRITING: Making lists from an interview	
	LESSON 3 • pp. 34-36 Customs around the world Self assessment	READING: Scanning a website about national customs	
UNIT 3 PLACES Pupil's Book pp. 37-48	LESSON 1 • pp. 38-41 The place we live in	SPEAKING: playing a guessing game WRITING: writing a small note following a model text WRITING: suggestions and opinions about how to improve daily life PROJECT: make a presentation on cardboard about issues related to everyday problems in big cities	Expressing opinions and making suggestions
	LESSON 2 • pp. 42-44 How can I get to...?	LISTENING: locating places on a city map – directions SPEAKING: asking and giving directions using maps of different cities WRITING: a small note giving directions	Asking and giving directions to places using maps
	LESSON 3 • pp. 45-48 Talking about a city in Greece Self assessment	READING: skimming and scanning for specific information – a guidebook text READING: matching activity – a guidebook text	
UNIT 4 CHRISTMAS EVERYWHERE Pupil's Book pp. 49-60	LESSON 1 • pp. 50-53 Getting ready for Christmas	LISTENING: Gist and specific information WRITING: A postcard.	Instructions in the Kitchen
	LESSON 2 • pp. 54-57 Kostas is in New York for Christmas	LISTENING: Reorganising jumbled text.	Describing Procedures
	LESSON 3 • pp. 58-60 A Christmas song Self assessment	READING: Learning Christmas songs SPEAKING: Memorizing a poem	
UNIT 5 READY FOR ACTION Pupil's Book pp. 61-72	LESSON 1 • pp. 62-64 An ambitious class project	LISTENING: for gist and for checking understanding – a dialogue SPEAKING: role playing part of a dialogue and proposing ideas WRITING: a list of intentions PORTFOLIO: a friendly letter about environmental work at school	Expressing intentions, plans and arrangements, predictions and hypotheses
	LESSON 2 • pp. 65-69 Let's do it!	READING: preparing a questionnaire to raise awareness LISTENING: checking understanding – part of a dialogue SPEAKING: planning a campaign about the environment WRITING: preparing posters	Expressing abilities, obligations and advice
	LESSON 3 • pp. 70-72 My work can make a difference Self assessment	WRITING MEDIATION: making a list of problems for people who cannot understand instructions in Greek	


FOCUS		CROSSCURRICULAR LEARNING		
Structures	Vocabulary	Concepts	Projects	Other related subjects
Like/don't like/ enjoy/ hate + ...ing/ noun Prefer + ...ing/ noun + to + ...ing/ noun	Words related to computer parts and internet use	Communication and Systems and the use of computers	Writing a text for a guide book about a country	Greek Language, Maths, History, Geography, Computer Science, Art
Present Simple tense – affirmative, interrogative, negative	Words related to countries and nationalities, school subjects and time	Similarities and Differences between nations	Collect items and products from various countries and display them – Appendix, page 134	
	Words related to geography and landforms			
Simple Present with Prepositions On, In, At	Feelings	Communication and feelings. Culture and healthy eating habits	Creating a Menu	
Adverbs of Frequency	Phrases to use in Interviews		Setting up an interview with a Famous Person	
		Development and customs, past and present	National Customs in Different Countries	
I (don't) think/ It seems to me that..., In my opinion Why don't you..?, Let's..., How about..?	Words related to places, services, occupations and methods of transport.	Space and healthy living environments	Writing a text for a guide book about a city	Geography, Greek Language, Maths, History, Computer Science, Drama, Road Safety Instructions
	Words related to directions and location	Space and directions		
	Words related to texts included in guidebooks – nouns, adjectives and verbs.			
Instructions in the Kitchen	Christmas items			Christmas Traditions around the World
Describing Procedures	Adjectives to go with verbs expressing Feelings	Culture and how people in different countries celebrate Christmas	Making koulouria in class!	Christmas and the Underprivileged
			Christmas traditions in different countries.	
Present Progressive tense, "be going to" with Future sense.	Words related to recycling, litter and environmental projects	Communication and taking action about the environment	Preparing posters or a letter of action to sensitize people and authorities in your area about environment and its protection	Environmental Studies, Geography, Greek Language, Maths, History, Computer Science, Drama, Art
Modal verbs – can, must, should/ shouldn't	Words related to environmental problems around the world	Organisation and what needs to be done to save Planet Earth		
	Words related to environmental problems and organization of campaigns	Organisation and taking the right steps to protect pristine environments in Greece		

UNIT	LESSON	SKILLS	LANGUAGE Functions
UNIT 6 GOOD, BETTER, BEST! Pupil's Book pp. 73-84	LESSON 1 • pp. 74-77 Choosing a present	READING: scanning data from packets LISTENING: for specific information from a conversation between friends WRITING: making lists from articles SPEAKING: comparing data from charts	Persuading by comparing and contrasting
	LESSON 2 • pp. 78-81 World records	READING: skimming a website WRITING: creating a slogan and listing advantages of a product	Persuading through an advert
	LESSON 3 • pp. 82-84 A knowledge quiz Self assessment	WRITING: creating questions with multiple answers	Forming questions with possible multiple answers
UNIT 7 GOING BACK IN TIME Pupil's Book pp. 85-96	LESSON 1 • pp. 86-89 Famous People of the Past	READING: looking for specific information WRITING: preparing a presentation LISTENING: looking for specific information SPEAKING: game using questions with yes/no answers	Preparing a Presentation
	LESSON 2 • pp. 90-93 Past Experiences	WRITING: filling in charts based on information given in a text LISTENING: listening to re-order information SPEAKING: role play, discussion and group work	Expressing sequences of events
	LESSON 3 • pp. 94-96 Alexander the Great Self assessment	READING: reading with a critical approach	Expressing opinion and the reasoning behind it.
UNIT 8 ALL ABOUT STORIES Pupil's Book pp. 97-108	LESSON 1 • pp. 98-101 Fairy Tales	READING: reading for prediction SPEAKING: acting out a story	Learning to tell stories and act them out. Learning to express own feelings through drama.
	LESSON 2 • pp. 102-105 What an experience!	READING: reading an e-mail chat WRITING: retelling a story in narrative form using an online chat conversation	Learning to relate your experiences and express your feelings about them.
	LESSON 3 • pp. 106-108 A traditional story Self assessment	READING: for specific information about foreign customs	Talking about Easter customs in your country.
UNIT 9 AMAZING PEOPLE AND PLACES Pupil's Book pp. 109-120	LESSON 1 • pp. 110-113 She has helped save gorillas	READING: for specific information WRITING: about one's own achievements SPEAKING: describing personal experience without specifying the time the actions happened	Being able to express oneself about achievements in the past which impact on the present.
	LESSON 2 • pp. 114-117 A trip to Dubai!	READING for specific information about a children's art competition SPEAKING: game, talking about one's personal achievements	
	LESSON 3 • pp. 118-120 Newspapers & headlines Self assessment	SPEAKING: game with headlines & "announcements" WRITING: putting together a classroom newspaper	
UNIT 10 SUMMER IS HERE! Pupil's Book pp. 121-132	LESSON 1 • pp. 122-125 At the airport	READING: reading announcement boards WRITING: preparing a presentation using information given in a chart	Being able to welcome friends. Presenting a place using data.
	LESSON 2 • pp. 126-129 Tourists love visiting places	READING: menus LISTENING: for specific information about a painting SPEAKING: debating the return of the Parthenon marbles	Being able to describe a place. Expressing opinions. Making suggestions.
	LESSON 3 • pp. 130-132 Myths and legends Self assessment	WRITING: collecting information about other civilizations	Narrating stories.

FOCUS		CROSSCURRICULAR LEARNING		
Structures	Vocabulary	Concepts	Projects	Other related subjects
Comparatives	Comparatives, regular and irregular	Similarities and Differences between places.	Comparing towns in Greece or overseas	
Superlatives	Superlatives, regular and irregular		Creating an advert	
			Creating a quiz	
Past Simple in the Affirmative Form - Regular Verbs	The Theatre and Artists	Similarities and Differences between the Theatre of Ancient Greece and Elizabethan England.		Theatre, History, Art.
Past Simple in the Negative and Question Forms	Crime and Alibis			
	Alexander the Great and his military campaigns	Communication and Alexander the Great's skills as a Leader. Civilization: Alexander's legacy.	Analysis of films made on Alexander the Great: a critical approach. Preparing a presentation on a famous figure in history.	
Using the Past Continuous.	Lexis in books and stories: to describe characters and appearance, weather, theatre.	Communication and Culture and Shadow Puppet Theatre	Preparing a Karagiozis shadow puppet play, with puppets and stage.	Greek Language, Literature, Drama, Music Arts & Crafts, Storytelling and Storywriting.
Using both Simple Past and Past Continuous.	Adjectives expressing feelings.		Write a short story.	
Using Past tenses for Story Reading and Story Writing.	Easter customs around the world.	Culture and how people in different countries celebrate Easter.	Easter customs in other countries and in other continents.	
Present Perfect: Affirmative Form.	Gorillas. Mikis Theodorakis: his life and achievements.	Development and the protection of rare species of animals.	Researching for athletes or teams with multiple records.	Science, History, Sports, Geography, Art.
Present Perfect: Negative and Question Form. Adverbs frequently used with Present Perfect Form.	Modern cities and their attractions	Organisation and a famous national art exhibition.		
	Basic newspaper words.	Organisation and putting together a classroom English newspaper.	Classroom English newspaper	
Revision of verb tenses.	Idiomatic expressions. Time prepositions.	Similarities and Differences between places.	Presenting an airport. Presenting a place using your senses.	Art, Geography, History.
Expressions with prepositions of place.	Vocabulary to talk about holidays, places, museums, restaurants.	Civilization and the return of the Parthenon marbles.		
		Culture and Myths and Legends from other countries.	Talking about myths in other civilizations.	


The Symbols of the Book


▶▶ : Lead-in Activity

 : Reading Activity

 : Writing Activity

 : Listening Activity


 : Speaking Activity


 : Role-play


 : Group Work


a : Vocabulary

 : Debate

 : Portfolio

 : Mediation

 : Game

 : Project

INTERNET FRIENDS AROUND EUROPE

- In this unit:**
- ✓ We learn about computers
 - ✓ We learn how to write an email
 - ✓ We talk about things we prefer, like or dislike at school

What are Mark, Kostas and Nadine talking about?



Mark



Kostas



Nadine



Scale 1: 19,500,000

Lambert Conformal Conic Projection,
standard parallels 40°N and 56°N

0 300 Kilometers

1 Unit

Lesson 1

DO YOU LIKE COMPUTERS?

A LEAD-IN ▶▶

- Have you got a computer?
- Do you know how to use a computer or the Internet?

This is a computer store. Let's find out together how much you know about computers. Work with your fellow classmate. Look at the picture and match the words with the various computer parts. Write the words in the space provided.

screen mouse scanner printer microphone & headphones

speaker keyboard tower

400€ 100€

a. b. c.

250€ 50€ 250€

d. e.

20€ 30€ 20€

f. g. h.

B SPEAKING: COMPUTERS IN OUR LIVES



How useful are computers in our lives? Discuss the following statements in pairs. Decide whether the statements are True (✓) or False (✗).

- Computers and the Internet help us visit museums around the world.
- Computers can do our homework.
- We can write an e-mail on the computer and send it through the Net.
- We can talk to people from various parts of the world through the computer.
- In our free time we can play computer games.
- Computers are bad for our eyes.
- We can play computer games for hours.

Can you think of other uses for computers in our lives?
Do you feel lonely when you play on the computer?

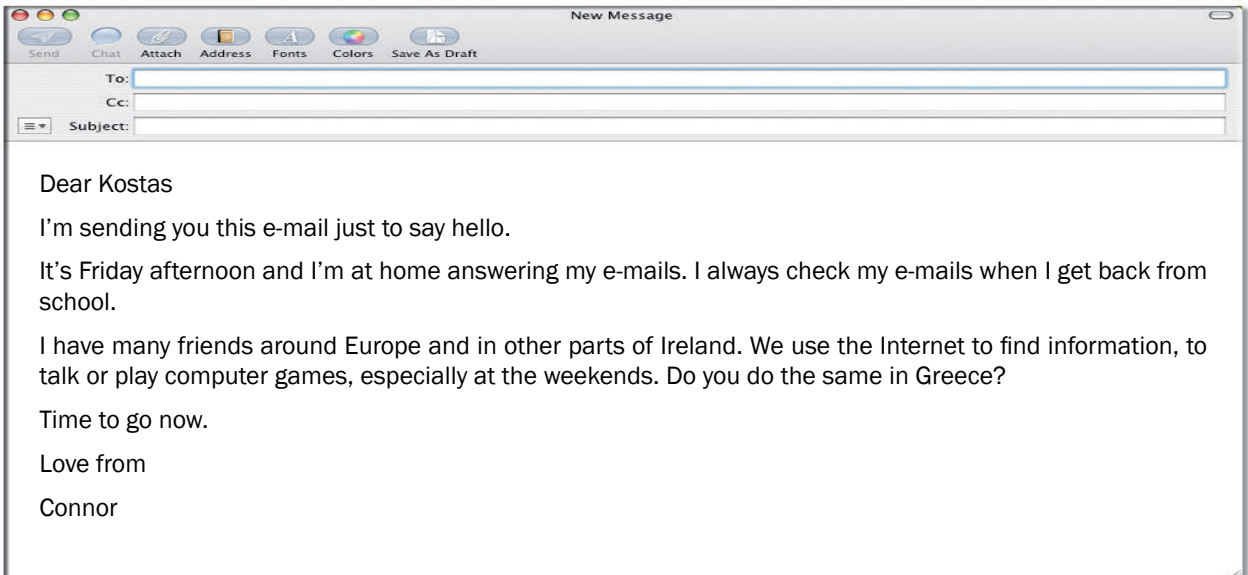


C READING



An e-mail from an Irish friend

Kostas got this e-mail from his friend Connor who lives in Ireland. He writes about the e-mails and the Internet. Read it and see how many things he does with it.



List four things Connor does with e-mail and the Internet.

1.
2.
3.
4.

1 Unit

D1 PRE-WRITING: COMPUTERS ARE FUN BUT...

FREE TIME: Computers are fun but children at your age can do many other things in their free time. Check with your partner what he/she does in his/her free time and complete the table:

In your free time	Me	My friend
a. You draw		
b. You do puzzles		
c. You watch TV		
d. You do sports		
e. You help with the housework		
f. You listen to music		
g. You play with your friends/brothers/sisters		

D2 LISTENING



Two pupils from a school in England talk about themselves. Listen and fill in the chart to find out what they like. Compare their freetime with your class freetime to find out if you share common interests.

Name	Age	Likes	Favourite freetime

If you find this exercise too difficult, go to Appendix, UNIT 1, Activity A (page 133)

E WRITING



FREE TIME: Form a small group and make a free time activities survey. How many pupils enjoy/prefer/ do not like/prefer doing what?

In our group:

Three pupils *enjoy playing computer games.*.....
 One pupil *enjoys*.....
 pupils *enjoy*.....
 pupils *don't like* -ing.....
 pupils *don't like* -ing.....
 pupils *prefer* -ing to -ing.....

The majority of our class

We don't like

We prefer to

Likes, Dislikes and Preferences

Study the following examples to remember how we express likes and dislikes and learn how we can express preferences in English.

GRAMMAR
FOCUS

I like watching tennis on TV.	I don't really like playing chess.
You like playing computer games.	People hate walking in a big, noisy street/in big noisy streets.
She enjoys listening to her MP3 player.	He doesn't usually like watching the news on TV.
I prefer table tennis to chess.	
They prefer playing with my friends in the park to sitting at home watching TV.	

F SPEAKING



WE LIKE THE SAME THINGS - WE ARE GOING TO FORM A CLUB!

1. Work with your partner. Find 3 pastimes which you have in common. Ask each other questions using the structures given above.
2. Find another 2-3 people in your class who have the same interests.
3. Get together with them and see whether you all want to form a club.
4. Decide what the aim of the club is. Is it to share news, to learn from each other, to go play sports together? For example, if you have a chess club you will be interested in playing together. How regularly do you want to meet? Decide who is the secretary of the club.
5. Present your club on a poster and stick it on the classroom wall.



The Children's Art Village ("CAV") is based in California. CAV helps children using art in orphanages throughout the world.

G WRITING



Now answer in full Connor's e-mail in Activity C (p. 15). Give information about your favourite free time activities. Say what you like or don't like doing.



1 Unit

Lesson 2

INTERNET FRIENDS

A LEAD-IN ►►

- These are sites where you can write to other young people.

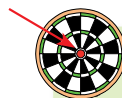
For example: <https://www.cbeebies.com/>

<https://www.bbc.co.uk/learningenglish/features/childrens-stories>

<http://www.iky.gr>

Ask your teacher to help you find some other internet addresses.

- Think about some things you want to tell the new friends you make on the Net.
- Will the English language help you in your Internet journey?

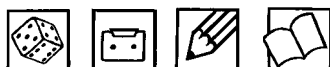


Learning strategies

I LEARN ENGLISH BECAUSE I LIKE...

- Learning about other places & people
- Filling in charts
- Listening for specific information

B MEMORY GAME



Pupils from different countries in Europe are using their computers and speaking to each other using the Net. Look at the following chart and see what is missing. Then close your books and listen. How much can you remember? Fill in the chart with the missing information. Then open your books and check your answers in the dialogue.

Names of Friends	Ages	Where from: Country	Their Likes and Dislikes
Mark	12		
(you)			

Mark: That's great! Three European friends! Greek, French, and English!

So, how old are you, Kostas?

Kostas: I'm eleven. I'm a pupil in the 5th grade of Primary School.

Mark: I see. Well, I'm twelve and I'm a pupil at West Wimbledon Primary School.

How about you, Nadine?

Nadine: Oh, I'm twelve and I'm a student in the second year of Collège.

That's like your middle school.

Mark: Wow, that sounds difficult!

Nadine: Well, not really Mark. Actually, I like going to school and I love studying.

Mark: Well, I don't really mind studying, Nadine, but I hate tests and homework.

How about you, Kostas?

Kostas: Hm, the only thing I like about school is spending time on our computers.

Hello, there! It's Kostas, from Athens in Greece.



I'm Mark from London in England. Hi, Kostas!

Hi, you two. I'm Nadine from Marseilles.



Mark: That means you're a computer expert. That's cool!
Kostas: Not really. I can hear our school bell.
 Can we all get together again tomorrow?
Nadine & Mark: Good idea! Let's speak again tomorrow!
 ✎ For extra activity see Appendix Activity B (page 133).

C INTERNET FRIENDS FROM ALL OVER EUROPE

Here are some more internet friends.

a) Fill in the nationality of each person.

Example: Mark is from Great Britain and he is British.

1. Pablo is from Portugal and he's
2. Svetlana is from Russia and she's
3. Hans is from Holland and he's
4. Carmen is from Spain and she's
5. Gunther is from Germany and he's
6. Maria is from Switzerland and she's.....
7. Armando is from Albania and he's
8. Isabella is from Italy and she's
9. Kostas is from Greece and he's



b) Now use a Geography book or a map and match the countries from above which border with each other. Discuss with your partner and check your results.

c) Finally, draw and colour in the flags of three of these countries. Don't show the flags you are colouring. Give your book to your partner and see if he/she can guess the countries of your flags. Can he/she write the names both in English and in Greek?

Names: _____ - _____ - _____

✎ Do you know how to say "Good Morning" in any other languages? Go to Appendix, UNIT 1, Activity C (page 133).

Simple Present Tense

Study the sentences to see how we can talk about student life in English.

I **go** to school **on** weekdays.

You **do** your homework after school.

A pupil **studies** in the afternoon

A teacher **works** in a school.

We **have** classes on weekdays.

Schools in Greece **finish** in June.

Do you go to school by school bus?

Does a teacher work on a farm?

I **don't go** to school on Sundays.

You **don't do** your homework at night.

A pupil **doesn't study** at night.
or in the evening.

A teacher **doesn't work** in a café.

We **don't have** classes on Sundays.

They **don't finish** in March.

Yes, I do / No, I don't.

No, he/she doesn't. He/she works at a school.

Note the different endings!

I watch - he **watches**

we teach - Helen **teaches**

you go - it **goes**

you play - she **plays**

I enjoy - he **enjoys**

they stay - it **stays**

they study - John **studies**

we carry - she **carries**


I fly - the bird **flies**

D WRITING



Write 3 sentences talking about what you do in...

- your school programme,
- your afternoon activities and
- during your weekends.




a. School programme

b. Afternoon activities

I do karate.....

c. Weekends




Then make a list of activities you want to do but can't do.

E A DAY IN MY LIFE

Here is a page from a pupils' newspaper of a school in Dublin, Ireland. The title is: "A Day In My Life". Read and compare. How different is your everyday life? Discuss with your classmates and teacher.

Points to discuss:

- ✓ Times
- ✓ School subjects
- ✓ Activities



Classroom in India

A Day In My Life Ireland

My name is Richard. I am 12 years old next month. I get up at 7:30 every morning. I eat my breakfast. Then watch some tv. Then I go to school.

Morning Time

School Time

At school we learn Maths Irish, English, History, Geography and Religion. School starts at 9:15 and ends at 2:45. In school we have one teacher who teaches all subjects.

When I get home from school I do my homework. I play football with my friends. I like to read 'Harry Potter'. In my spare time I play my Playstation two.

Afternoon Time

Evening Time

Before I go to bed I watch t.v. I like to watch programs such as Father Ted, Only fools and horses and footballs matches. At ten O'clock I go to bed.

F WRITING



In your free time, you've made contact with an Internet friend from outside Europe, for example Asia or Australia. What questions would you like to ask him/her?

Name of Net friend: Vijay (from India)

Example: Does Vijay have a favourite football team?

- 1)
- 2)
- 3)



G PORTFOLIO



You can use your answers for questions in ex. D (p. 20) to write about A Day in your Life. You can put it in your Portfolio or in the English Newspaper of your school.

1 Unit

Lesson 3

THE UNITED KINGDOM

A LEAD-IN ▶▶

Read this text quickly, without understanding every word. Where can you find a text like this?

Visit the British Isles!

The British Isles are situated on the west side of Europe.

Geographically the British Isles are made up of two main islands, Great Britain and Ireland.



Politically the two islands are made up of:

- the United Kingdom, which includes Great Britain (with

England, Scotland and Wales) and Northern

Ireland

- the Republic of Ireland, in the southern part of Ireland.

The population of the United Kingdom is about 59 million. That's 6 times more than Greece. About 10-12 million people live in London, its capital. London is about twice as big as



Athens. The Republic of Ireland has a population of 3.7 million. One third of its people live in its capital, Dublin.

- Each country has a national flower. The national flower of England is the rose; for Wales, the daffodil; for Scotland, the thistle and for the Republic of Ireland, the shamrock.



Go to Appendix, page 134, for additional information on the symbols of Great Britain.

B READING



Find the information in the text above and complete the table below.

	United Kingdom	Ireland	Your prefecture*
Capital city			
Population			

* prefecture=νομός

C VOCABULARY

Find words or phrases in the text that fit in the four categories of the table below.

countries	geography terms	size/ number	national flowers

PROJECT

1. How about a leaflet from Greece?
2. Now go to Appendix, UNIT 1, PROJECT (page 134).





SELF-ASSESSMENT TEST



Name:..... Class:.....

Date:..... Score:...../ 100

A. Read and decide: True (✓) or False (✗)



Pedro is an eleven-year-old boy from Spain. He lives in Barcelona with his father and his twin sisters Maria and Granada.

Pedro is a pupil in the fifth class of Primary school. He loves school and he is very good at maths and languages. He can solve mathematical problems very quickly and he can also speak English and French. In his free time, Pedro loves riding his bike and drawing. He is also fond of surfing the Net and chatting to children from all over Europe.

E.g. Pedro is Spanish (✓)

1. He lives with his family in a big city
2. He's got a brother and a sister
3. He is very good at English and Italian
4. His favourite hobbies are cycling and drawing
5. Pedro is very good at computers



Points: / 20

B. Computers. Look at the pictures and tick the right box.

1.  modem
 tower

3.  keyboard
 mouse

2.  screen
 printer

4.  speakers
 microphone & headphones

5.  scanner
 printer

Points: / 10

C. Countries and Nationalities. Fill in the spaces.

- Someone who comes from Great Britain is while someone who comes from is French.
- What nationality is your uncle? He is and lives in Rome.
- Athens is the capital, Lisbon is the capital, Berlin is the capital of and Amsterdam is the capital.
- People in Moscow speak
- Franz lives in Switzerland. He's
- A lot of people who live and work in Greece come from Tirana in

Points: / 30

D. Answer the following questions. Write true answers.

- What time does school start ?
- How do you go to school?
- Which school subject do you like best?
- Do you do your homework alone?
- What do you do in the afternoons?

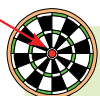
Points: / 20

E. Match the sentences

- | | |
|---|---|
| 1. Hi ! I'm Greek! Where are you from? | a. Red, white and blue. |
| 2. Which do you prefer? Maths or Science? | b. Well, I don't really like it.
I prefer pop music. |
| 3. Do you like school? | c. He's Swiss. |
| 4. Nadine comes from Marseilles. | d. I'm Dutch. I am from Holland |
| 5. How about heavy metal music? | e. It's to the west of Britain. |
| 6. Sue hates going to the dentist. | f. She says it's an awful experience. |
| 7. Do you like horse riding? | g. I hate it!! |
| 8. Henry doesn't come from Germany. | h. She's French. |
| 9. Which are the colours of the British flag? | i. I prefer Maths. |
| 10. Where's Ireland? | j. Well, I don't mind school,
but I hate homework!! |

Points: / 20

Tick what's true for you:



Now I can:

- Name the various parts of the computer
- Talk about what I like and what I don't like to do in my free time
- Write and talk about my school life



Learning strategies in English

I LEARN ENGLISH BECAUSE I LIKE...

- Learning about other countries and people
- Filling in charts
- Listening for specific information
- Scanning a text
- Learning more about young people in other countries

Unit 2

SCHOOL LIFE AND THE WORLD AROUND US

In this unit:

- ✓ We read a school newspaper
- ✓ We write about good and bad habits
- ✓ We listen to pupils speaking about their school
- ✓ We speak about customs in different countries

Let's get to know each other!



Lesson 1

DO YOU LIKE COMPUTERS?

A LEAD-IN ►►

Below is a page from the English newspaper at Mark's school. What type of texts are they? To find out, match the following types of text to the letters in the newspaper.

1. invitation 2. e-mail 3. menu

B READING



WEST WIMBLEDON'S SCHOOL NEWSPAPER

NEWS FROM OUR SMALL WORLD

Nadine from France sends this email to her friends in our school

New Message

To: _____

Cc: _____

Subject: _____

Trip to Eurodisney

Dear Mark

I'm really excited about going to Eurodisney. I'm going with my class by TGV from Marseilles straight to Eurodisney. We are staying at one of the hotels in the amusement park. I'm sad my best friend can't come; she's ill. We don't want to be bored on the train so our teacher said we must bring things to do. I'm going to bring the book I am reading now. I'll send you a postcard from there!

Bye
Nadine

a.

THE SCHOOL CANTEEN

Muffin 70p

Apple pie 70p

Croissant..... 50p

Doughnut..... 50p

Orange juice..... 60p

Apple juice..... 60p

Water..... 30p

b.



School Halloween Party

Mrs Clark, the school headmistress, would like to invite all parents and children to this year's Halloween Party

Free light snacks & soft drinks will be offered by the Parent-Teacher Association

Date: Tuesday October 31st, at 6pm

Place: The School Playground

c.

Read the text carefully and answer the following questions.

- Nadine feels about the school trip.
a. sad b. bored c. excited
- Her best friend cannot come to the trip because she's
a. sorry b. ill c. excited
- She's going to bring a
a. book b. postcard c. teacher
- Mrs Clark invites all parents to attend
a. the school Halloween Party b. their children's lessons c. the rehearsal
- How much do an apple pie and a bottle of water cost at the school canteen?
a. 1.20£ b. 1.30£ c. 1.00£

C WRITING




1. Mark's class is on the bus. Look at children's faces and write how they feel:

- a b
c d
e f

2. How do you feel...

- when you get a present?
- when you get some bad news?
- when your life seems the same every day?
- when someone takes your book without asking?
- when you break a friend's favourite toy?
- when you go on a school trip?



Learning strategies

VOCABULARY

- If I don't understand a word
- I look it up in a dictionary
 - I ask my teacher

angry	sad	excited
happy	bored	sorry

D1 SPEAKING



SCHOOL ROOMS: In Mark's school you can find many special rooms/areas.

computer lab/chemistry lab/classrooms/library/school canteen/schoolyard/gym/toilets/dining room/Assembly Hall/Teachers' office/ Headteacher's office.

Do you have special rooms/areas in your school? Discuss with your partner and say what these rooms are used for. Name some objects you can find in each room.

D2 LISTENING



SCHOOL ROOMS: Let's go back to Mark's school. Some pupils in his class have not gone on the trip. Listen to the following six dialogues and find out where in the school the pupils are at the moment. Justify your answers with your partner.

1. 2. 3. 4. 5. 6.

E ROLE PLAY GAME



Mark usually buys doughnuts in the school canteen. Do you have a canteen in your school? Do you like your canteen menu? Work in pairs to role play a dialogue at the school canteen:



Canteen Menu

Muffin.....	70p
Apple pie	70p
Croissant	50p
Doughnut.....	50p
Orange juice....	60p
Apple juice.....	60p
Water	30p



Understand the difference!

BRITISH POUNDS & EUROS

To buy things in Great Britain you use pounds (£) and pence (p).
£1=100p

To change pounds into euros:
£1= (about)1,60 €
66p=1 €



Pupil A



You are the pupil. You have £2.
You look at the canteen menu
and decide to buy something.

EXAMPLE - USEFUL EXPRESSIONS

E.g. Hello! Can I have/I'd like
How much? Thank you. Bye

Pupil B



You are the canteen owner. Answer the pupil's questions and ask him/her what he/she wants.

EXAMPLE - USEFUL EXPRESSIONS

E.g. Here's your change. Next, please. Yes, sure/Here you are/Anything else? It's ...p.

GRAMMAR FOCUS

Time Prepositions

Study the following phrases to learn how we can talk about time in English

On

On Monday, Tuesday...
On May Day
On Christmas Eve
On February 12th
On my birthday
On weekdays

In

In the morning
In the afternoon
In the evening
In June/July...
In 2008
In summer, winter...

At

At night/midnight
At 9:00 o'clock
At Christmas
At Easter
At the weekend
At noon

F1 WRITING



1. Mark's parents have lost the invitation to the Halloween Party. Can you give the answers to the following questions?

- When is the party?
- What time does the party start?
- Where is the party?

F2

Kostas gets many e-mails. Some of his friends write to Kostas telling him what they love eating. Here is part of their e-mails: Which one is Mark's?

- "Our favourite foods are: pizza, fizzy drinks, popcorn, barbeque-flavoured crisps, apple pie and ice-cream."
- "I like apple-pie, doughnuts and ice-cream."



Fast food: a bad eating habit?

Kostas knows eating too much of this kind of food is unhealthy so he wants to ask his friends a few questions. Through the questions he wants to make them understand they should eat this kind of food. What are some of the questions Kostas will ask:

-
-

G PORTFOLIO



Write a small paragraph for your portfolio about your habits. Include all or some of the things you discussed with your partner. Add comments about how you feel when you do these things. You can put a title to this work and add drawings or photos.

PROJECT



EITHER Get into two teams. One team will bring magazine pictures showing feelings which are positive and the other team feelings which are negative. The first team will act out their feelings and the second team will guess the English words. At the end stick the pictures on to cardboard and write the words representing feelings under each photo.

OR You can collect pictures or you can draw food items. Then, you can work with your group and agree on making your favourite Canteen Menu. Add prices and show it to the class. Think about healthy eating. Explain to them why you prefer these things on the menu.

Lesson 2 TALKING ABOUT HABITS - GOOD & BAD

A LEAD-IN ►►

Do you like sports? Do you know any famous sports person, e.g. a runner, a basketball player or a football player? Together with your partner think of one or two questions you want to ask him or her.

B LISTENING



Mark listens to a Eurosport radio interview with a famous sports person.

Some parts were erased so listen carefully to the interview and complete the missing parts. Check your answers with your partner.

Interviewer (I): We are very happy to have such a famous person here today.

Guest (G): I am always happy to talk about sports with children!

I: How did you become so famous?

G: I practise a lot. I (1)___ well. I (2)___ healthily.

And, my family is always behind me.

I: How many hours do you (3)_____ each day?

G: Usually about (4)___ hours, plus I always go to the gym to keep fit.

I: Is the (5)_____ you eat important?

G: Yes, it is very important for a (6)_____ player to eat well, like any other professional sports person.

I: After a very successful career in Greece nearly winning the world cup, you are now living in the States.

Do you enjoy life in Houston?

G: It's different but I like it very much. I sometimes miss home.

Of course I still (7)_____ for Greece and I often come to Athens.

I: What do you (8)_____ in the evenings in Houston?

G: I often (9)_____ Greek films!!

I: What do you have to recommend to young children who want to play basketball at a professional level?

G: You can be successful only if you always (10)_____ very hard and you are passionate about the game. And of course you need to be talented as well.

I: Thank you. It was a pleasure having you here.



C WRITING



Now read the interview in Activity B. Underline all phrases that show what he usually does. Then write them in the spaces provided below. Put the good habits on the left and on the right you can write some bad habits for a sportsman you can think of. Compare your answers with those of your partner. Then write a statement about how good habits help a player become a famous sports person.

Good habits

Bad habits

D WRITING & SPEAKING



Discuss with your partner and write down three things that you think are **bad habits** for a sports person to have. Note: the same bad habits can apply to many different sports. Then compare your answers with those of other pairs and see how many things you have in common. Make a class poster with bad habits for a sportsperson.


1. swimming To have a big meal before going swimming.
2. football _____
3. basketball _____
4. other _____



E VOCABULARY



In 2005 Pélé, the famous footballer, visited Xanthi to open the new sports stadium. Imagine a famous person is coming to your town and you want to interview him/her. Look at the interview again (Activity B, p. 30) and find what phrases you could use when:



- We want to welcome someone
- We want to answer back in a polite way
- We want to ask if someone likes the place he/she lives in
- We want to know what we can do to be better
- We want to end an interview

Adverbs of frequency

GRAMMAR
FOCUS

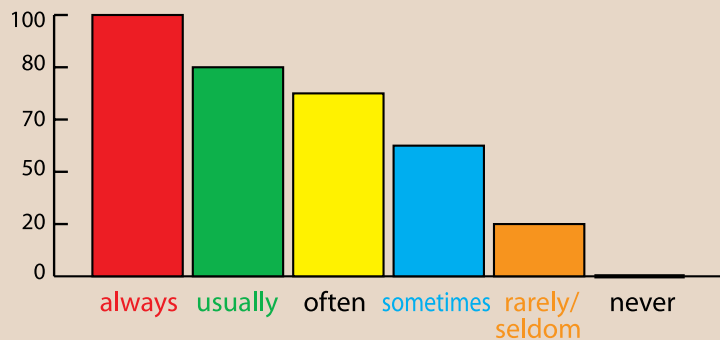
We use the adverbs of frequency to show how often we do things.

How often?

He always brushes his teeth in the morning.....	100%
They usually eat out on Sundays.	80%
She often plays tennis at weekends.	70%
I sometimes go to the theatre in winter.	50%
It rarely/seldom snows in Athens	20%
He never eats vegetables and that's bad.	0%

Look at this:

He **usually** wakes up early.
He is **never** late.
He doesn't **always** go to work
by car. Where do you
usually spend your summer
holidays?



F PUPILS' DAILY HABITS

Let's think about pupils' habits. Look at the questionnaire below and tick what's true for you.

QUESTIONNAIRE

Do you enjoy school? Find out if you have good or bad habits and see what you can do to become better at school. Put a tick next to the answer that is appropriate for you.

1. How often are you late for school?

a. often

b. never

c. sometimes

2. How often do you forget to do your homework?

a. always

b. usually

c. sometimes

3. Do you do your projects?
 - a. always
 - b. sometimes
 - c. never
4. Do you follow your teacher's advice?
 - a. usually
 - b. seldom
 - c. sometimes
5. Do you ask your teacher to help you understand difficult things?
 - a. sometimes
 - b. seldom
 - c. never
6. How often do you look up things in dictionaries , encyclopedias, the internet , biographies, etc.
 - a. seldom
 - b. sometimes
 - c. usually
7. How often do you let your parents/sisters and brothers/friends do your homework for you?
 - a. never
 - b. often
 - c. sometimes
8. Do you watch TV late at night instead of going to bed?
 - a. often
 - b. always
 - c. never

G

WRITING & SPEAKING



You will prepare a class survey. On a separate piece of paper

- 1) Write down how many pupils in your classroom answered often / usually / never / seldom / sometimes / always.
- 2) Then in pairs, for each question, draw and colour a pie chart, like the one on the right. The pie represents the whole class.
- 3) What conclusions can you come to about the "personality"/profile of your class?
- 4) Discuss with your teacher about other charts you can use.



H

PORTFOLIO



EITHER Imagine you are a reporter from the school newspaper. You are writing a similar interview with a famous person you like and admire, like the one in Lesson 2, page 30. It can be an interview with an athlete, a singer, an actor/actress, a writer, a painter, etc.

Write 4 or 5 questions and add the answers you got. Use magazines, newspapers, encyclopedias, the Internet, or the class books for your Greek lessons – eg. Anthologio for information.

You can add drawings, magazine pictures or anything else that can make your writing look nice.

OR Make a list of your good and bad habits. Think about school, home, friends, parents, pets. Make a list of them on a cardboard to put in the classroom. You can add that piece of writing in your portfolio.

2 Unit

Lesson 3

CUSTOMS AROUND THE WORLD

A LEAD-IN ▶▶


Customs around the world: What's the difference between **habits** and **customs**? Discuss in class.

Read about different customs. Do people do the same in Greece?



JAPAN

When you leave a hotel in Japan the manager usually gives you a present even if you stay for one night.



BRITAIN

When it is somebody's birthday their friends take them out and buy them dinner.



USA

The third boy in an American family usually takes his father's name.

Do you think there are some unusual customs in your country? Can you name some Greek customs?

B READING & WRITING



Look at the passage "DOs and DON'Ts in England" in the Appendix, UNIT 2, Activity A (page 135). Find 3 things that you think are the most important to tell your Net friend Nadine in France. She is going to fly to London this weekend and you think she must know about them.

British people

They

CROSS CURRICULAR PROJECT

- Talk about manners and habits in your country. How are they different from manners and habits in England? Do you know of any unusual traditions or customs in your or other countries?
- Collect some information and talk about them in class. Ask your parents, grandparents, relatives or look up in books and encyclopedias.
- Collect your material (pictures, texts, drawings etc.) and make projects in groups about strange habits in different parts of your country. Present them in class on cardboards.





SELF-ASSESSMENT TEST



Name:..... Class:.....
Date:..... Score:...../ 100

A. Say how you feel in the following situations

(Use a different word in each answer):

1. The night before Santa Claus brings your presents.
2. When someone breaks your favourite toy
3. When you don't like a party but you cannot leave.
4. When you get the best mark in the class
5. When your best friend tells you lies

Points: / 10

B. Diary: write about what you do during each day of the week.

Use *always, sometimes, never* etc.:

(ex. Meet friends, play nintendo, watch cartoons on TV, go to karate etc.)



Points: / 28

C. Complete the dialogues with the right phrase:

How much / Can I have / It was a pleasure / you enjoy life

- | | |
|---|--|
| 1. Hello! a doughnut, please?
Of course. Here you are! | 3. Do in Berlin?
Oh, yes! I enjoy it very much! |
| 2. for the croissant?
It's 0.70€ | 4. Thank you.
having you here. |

Points: / 8

2 Unit

D. Complete the questions:

1. What time? They get up at 7:00 a.m.
2. How? She goes to school on foot.
3. What? He has milk for breakfast
4. Who? They visit their friends.
5. When? He walks the dog at night.
6. What time? I go to sleep around 10 p.m.

Points: / 24

E. Correct the sentences:

1. Do you prefer be alone or with friends?
2. How many hours do you watch TV every day?
3. I doesn't like parties.
4. I leaves for school at 7:30.
5. They always eats out on Saturdays.
6. I sometimes sings karaoke.
7. Does you help your friends?
8. I'm fond of play computer games.
9. What do he like doing on Sundays?.
10. We doesn't like loud music.

Points: / 30

Tick what's true for you:



Now I can:

- talk about pupils' feelings and school life
- ask and buy things in the school canteen
- ask and answer about people's habits
- say how often something happens (with: always, etc.) in your daily life
- write a piece for the English school newspaper
- use polite expressions



Learning strategies in English




VOCABULARY

- If I don't understand a word...
- I look it up in the dictionary
 - I ask my teacher
 - I ask another student
 - I try and guess the meaning from the text
 - I ignore it
 - I understand memorization is important for the learning of new words
 - Vocabulary is as important, if not more important than grammar

PLACES

- In this unit:**
- ✓ We read about two important towns in northern Greece
 - ✓ We write about the place we live in
 - ✓ We listen to someone giving directions to a visitor in Athens
 - ✓ We speak about other cities around the world

Places and sounds. Listen and guess?



3 Unit

Lesson 1

THE PLACE WE LIVE IN

A LEAD-IN ▶▶

- Do you live in a city, a town or a village?
Do you like living there? Why?



Which is better?
The city or the village?



Do you enjoy living
in the countryside?

Yes, because my owner lets
me go everywhere!



How do you get
to the park?

I hop into the back of a car and
my owner drives me there.



B READING & WRITING



Our 3 Net friends (Mark, Kostas and Nadine) are getting to know each other better. You are interested in learning how they live and in comparing your life with theirs. Read what they say about the places they live in and about where their parents work. Keep some notes and discuss things with your classmates. Write your notes in the boxes below.

Mark: Hello there! As you both know, I live in London, a very big city.. My father is a shop owner and he always goes to work on foot. His bookstore is in our neighbourhood. Lucky fellow.....

Kostas: I live in Athens and our flat is in Nea Ionia, a suburb of Athens. My mum, who is a bank clerk in the city centre, usually drives to work and it takes her over an hour to get there. She doesn't use public transport. I don't think it's a good idea she drives to work. And she has huge problems in finding a parking place every day!

Nadine: Well, my family and I live in the centre of Marseilles, which is a big city in the south of France. My parents work in a factory outside the city and they go to work by bus. Many of their colleagues drive to work but it seems to me my parents are doing the right thing. It's better to take the bus - the traffic is so heavy!

Name	Occupation/job	Place of work	Method of transport
Mark's father			
	Factory worker		
		Athens (city centre)	

C WRITING



Now write a letter about the place you live in and about your parents.

- Where do your parents work? (in an office, in a bank, in a shop, on a farm, etc)
- How do your parents go to work? (on foot, by car, by bus, by motorbike).

With your partner:

- Listen to each other's corrections and suggestions.
- Look at the texts in the previous page and use them as models.
- Finally, write your answer in your notebook.



D LISTENING



Mark is on holiday in Greece with his parents and is visiting Kostas in Athens. Ioanna, Kostas's friend is with them. They are going to spend the day on Mt. Parnitha and are getting ready with some last-minute preparations.

Listen to the text and draw lines to link the children to the places where they need to go before they leave for Parnitha.



newsstand

Mark



home



bakery

Kostas




supermarket

Ioanna



cake shop



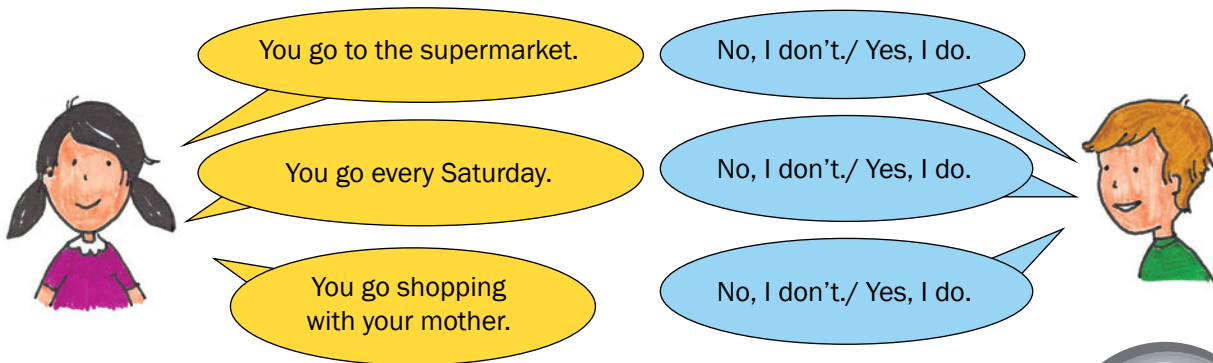
E GAME



Play with your partner. With small pieces of paper, make 5 role-play cards each. On each card write:

- 1. a place you visit
- 2. why you go there
- 3. how you get there

Ask your partner to choose one of your cards. You hold your card without your partner seeing it and get your partner to ask you questions with yes/no answers to find the answers. Keep a score to see how many questions each of you needs to arrive at the answers for all the cards. Then exchange roles. The one with the least questions wins.



GRAMMAR FOCUS

Expressing opinions - Making suggestions

Study the sentences to see how we can express opinion or make suggestions.

I think that driving to work costs a lot of money.

I don't think that driving to work is a good idea. It is tiring!

It seems to me that walking to school is a very healthy habit.

In my opinion, going to work by bus is cheap and convenient.

Why don't you use public transport instead?

How about walking to school rather than taking the bus?

Let's all go to the city centre in the metro tomorrow!


F WRITING: DO YOU LIKE THE PLACE YOU LIVE IN?



WWF (World Wildlife Fund) have an international campaign about how we can make our lives better. They want children's ideas, opinions and suggestions on problems in big cities. Discuss with your partner; write some possible answers to the problems mentioned in the following leaflet. Exchange ideas with other pairs in your class and see what they think. Use the expressions in the "Grammar Focus" table above to help you.




Give us your opinions and ideas about the following issues:



going to work by bus

taking care of trees that are planted in front of your house or block of flats



crossing a street without looking

helping elderly people in your neighbourhood with their shopping



riding your bike along a busy street or avenue.

PROJECT



Choose any of the issues mentioned above or any other problem you find important. Make a poster for your class, using drawings, magazine pictures, photos, real objects, stickers, badges, etc. Illustrate the problem for your classmates and add your suggestions about possible solutions. Use various sources such as relevant leaflets, WWF website (www.wwf.org) or the Greenpeace website (www.greenpeace.org).

3 Unit

Lesson 2

“HOW CAN I GET TO?”

A LEAD-IN ►►

What do you usually do when you don't know the way to a place or building in your neighbourhood?

B GAME: “SIMON SAYS...”



Your teacher will choose one person to be the game leader. Everyone stand up. The instructions are as follows:

- Go straight:** take one step in front
- Go back:** take one step backwards
- Turn left:** turn your body left
- Turn right:** turn your body right



The leader should always say: “Simon says” and then the instruction. Whenever he/she does NOT say “Simon says”, no one must move. Whoever moves is out of the game and and sits down. The last person left in the game is the winner.

C LISTENING



Mark is staying with Kostas at his flat in Nea Ionia, Athens. At the moment, Kostas and Mark are in Mauditou Street, outside Kostas' house. Mark wants to go to the Youth Center to play chess and meet other Greek children. Study the map. Now listen to their dialogue and with a pencil draw the route which Mark takes to go from Kostas' house to the Youth centre.



D ROLE-PLAY


1. Imagine you live in Nea Ionia. You are outside the Youth Centre. One pupil gives directions from the Youth Center to Maditou street. Role-play the conversation.
2. Imagine you live in Nea Ionia and you are outside the *Εισόδια Παναγίας Θεοτόκου* church. A passer-by asks you the way to the local stadium. Role-play the conversation with the passer-by. Use the map in Activity C.

E LISTENING

Pierre, Nadine's cousin, finds himself at the Acropolis and he is asking a passer-by for advice on a good traditional restaurant, the nearest metro station and a place where he can buy a flokati carpet for his family. Listen to the passer-by's recommendations and directions and pinpoint the 3 places on the map.



© 2006 Google - Map data © 2006 teleAtlas



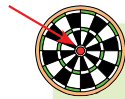
Study the examples to see how we can give directions in English.
Do you know any relevant expressions in your own language?

1. **How can I get to** the Museum, please?
2. **Go along** this street
Walk along Maditou Street
Go straight ahead
3. **Turn left/right into** Nigdis Street
4. **Take the** first/second/third **turning on** your left/right
5. The Youth Centre **is on your right/left**
The library **is at the end of this street**

F GAME: BE A TOURIST



Go to Appendix page 136, Activity A. Work in pairs and ask for and give directions: in the Map, to get to Buckingham Palace from Trafalgar Square. The expressions in the Grammar Focus may help you.



Learning strategies

WORKING IN GROUPS SUCCESSFULLY

- I try to learn from others
- I work alone and then help others
- I like to search from information



G WRITING



Imagine that Nadine is staying with you for a couple of days in your city, town or village. During her stay, she wants to visit various places in your area (e.g. museum, post office, bank, supermarket, sports centre, cinema, café, bridge, lake, church, mountain, etc).

Write a short note to Nadine giving her directions to get to two different places you feel she may be interested in, as you have to go to school and you can't be her "tour guide".

Also draw a map to help Nadine.

Exchange notes with your partner and correct each other's work.



Nadine,

To get to the

.....

Now to get to the

.....

See you after school!

Lesson 3 TALKING ABOUT A TOWN IN GREECE

A LEAD-IN ►►

Greece is not only Athens! There are many beautiful places all over the country. Look at the photos from travel office brochures. Are these towns in the north or south of Greece?

Can you tell us some other towns in Greece and if they are in the north, south, east or west of the country.



B READING



Now read about one of the towns. Which town is this text about?

The Location: “This town is situated in the north-west of Greece. It is a busy town where -120,000 people live. The town is built next to a lake called Pamvotida. In the middle of the lake there is a small island. It is the only island in a lake in Greece where people live.

The Surroundings: Around the town and its lake there are high mountains. That is why it is quite cold and wet during winter. There is snow on the mountains for over four months of the year.

The Town Old and New: The town is over 15 centuries old and it has a beautiful old castle overlooking the lake. The view from its top is fantastic. There are many old houses inside the castle and life there is peaceful and quiet. There are also modern neighbourhoods, with blocks of flats, shops, cars and busy streets.”

The text above is divided into three paragraphs. Read it again and match the topics with the paragraphs. You will understand the way we organize our text about a place.

- | | |
|--|----------------|
| 1. The old and the new parts of the town | a. paragraph 1 |
| 2. Where the town is built | b. paragraph 2 |
| 3. The environment surrounding the town | c. paragraph 3 |

What information in the text helped you do the matching activity?

Find words in the text that you can write under the following categories. Then you will know the type of words we need in order to write about the place we live in. You will need them for the Project.

Nouns	Adjectives	Verbs
lake,	busy,	

CROSS CURRICULAR PROJECT

● In small groups collect similar information about another Greek city or a city or town in another part of Europe or the world. ● The pictures below give you some suggestions. ● You can use encyclopedias, websites, travel guides or any other source you may think of. ● Present the information in class using pictures and other interesting material.

Sydney



Moscow



Thessaloniki



New York



 For more practice, go to Appendix, page 137, Activity A.



SELF-ASSESSMENT TEST



Name:..... Class:.....

Date:..... Score:...../ 100

A. Spot the mistakes and rewrite the sentences

1. Takes the first turning on the right.

.....

2. My dad doesn't think going to work by car is cheaper.

.....

3. In my opinions, walking is too slow.

.....

4. How abouts taking the bus?

.....

Points: / 20

B. Provide the missing questions or answers

1. How do you usually go to school?

2.? Mark's father is a grocer.

3.? Well, go down this street and you can see the bank on your right.

4. What do you think I should buy for my dad's birthday?

5. How long does it take Kostas' mother to get to work?

Points: / 20

C. Ways of going to school. Look at the images. Write your opinions. Why is it a good or a bad idea to use these ways to go to school?



1. I think that _____



3. In my opinion _____



2. It seems to me _____



4. I don't think _____

Points: / 20

3 Unit

D. Re-arrange the bubbles to make a dialogue between you and your friend who wants to come to your party on Saturday. Write numbers in the circles.

It's a small house on your right. Just ring the bell on the gate.

Well, go down Ermou street and then take the first turning on the left.

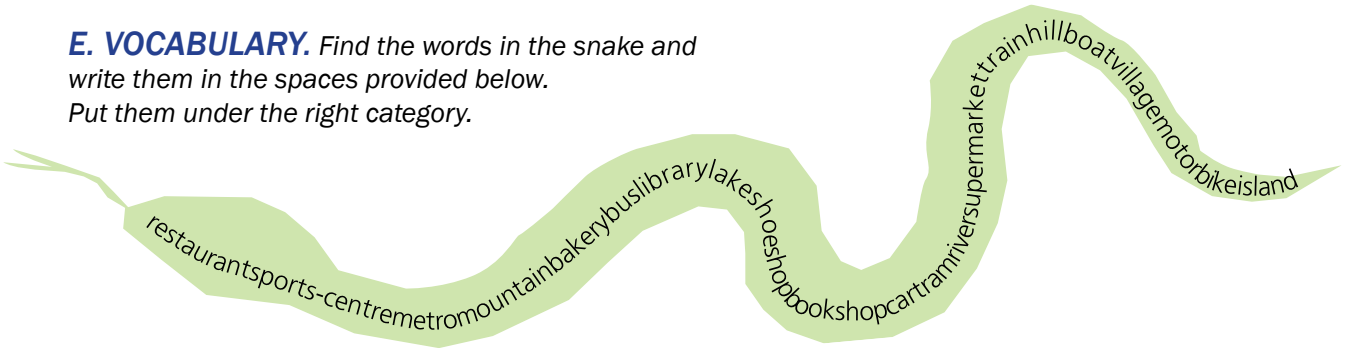
Thanks a lot. See you there!

And then?

How do I get to your house?

Points: / 20

E. VOCABULARY. Find the words in the snake and write them in the spaces provided below. Put them under the right category.



Places	Means of transport	Geographical words

Points: / 20

Tick what's true for you:



Now I can: (tick what's true for you)

- Talk about places where I live
- Express my opinion to make our lives better
- Ask and give simple directions in town
- Write a letter giving directions how to go somewhere in Athens
- Write a text about a city / town/ village
- Read the names of streets on a town map
- Read a text about a city / town/ village
- Listen to directions and follow them on a city map



Learning strategies in English

WORKING IN GROUPS SUCCESSFULLY...

- I work well with others
- I do the same amount of work as the others
- When other pupils correct my mistakes I don't get angry
- I try to learn from others
- I work alone and then help others
- I like to search for information

CHRISTMAS EVERYWHERE



- In this unit:**
- ✓ We read about the way dolphins can help children with special needs
 - ✓ We write about our holiday abroad
 - ✓ We listen to children making Christmas preparations
 - ✓ We sing Christmas songs

Children have fun at Christmas. Why?



Lesson 1 GETTING READY FOR CHRISTMAS

A LEAD-IN ►►


What do you need to make Christmas decorations? Put the correct words in the right spaces. Ask your teacher to help you. Can you guess why Nadine needs these things?

a. glue

b. scissors

c. card

d. string



1. 2. 3. 4.

B LISTENING


Susan from England is staying with her friend Nadine in Marseilles, France.

With your books closed listen to what Nadine and Susan say about what they usually do and what they are doing this year for Christmas.

Decide whether the following statements are True (✓) or False (✗). Use the text to justify your choices.

Discuss with your classmates before making a decision.

1. Jacques is helping Nadine with the Christmas decorations. _____
2. Nadine usually buys her decorations at the supermarket. _____
3. This year Nadine is buying her decorations at the stores. _____
4. Christmas decorations at the supermarket are expensive. _____
5. Susan always makes her own decorations. _____




C READING COMPREHENSION



Susan and Nadine both love dolphins. They are finding out more about them. Susan is reading a book about dolphins. It has a lot of interesting information. She shows Nadine one of the pages.



Dolphin Therapy for Persons with Special Needs



Dolphins have a special way of making people feel more positive about life. There are several organisations which help people with special needs by getting them to play with dolphins.

People with special needs often live routine lives in hospitals or day centres where they follow set programmes. Depending on their illnesses they get up at fixed times, eat at fixed times, do physical exercise at regular times throughout the day and go to bed at the same time. They lead very regular lives.

What are some of these people with special needs doing today? They're in Florida and they're playing with dolphins. A charity association has organised this day as a Christmas present for them. The children are having fun swimming with the dolphins. They are holding onto the dolphins and the dolphins are pulling the children along. They are all enjoying every moment. These are people who don't always smile but who are smiling today.



Using the information in the text above, write how a dolphin can help young people be happy.

Special Needs Day to Day	Special Needs Dolphin Programme



Study the following table to see how English people talk about **facts** and **habits** vs **actions happening now** or “**around now**”.

Nadine and Jacques usually **buy** their Christmas decorations at the supermarket, but this year they **are making** them themselves.

We often **go** abroad for our Christmas holidays, but this year we **are spending** it with Maria’s parents.

Nick and Mary sometimes **sing** carols on Christmas Eve, but this year they **are helping** Mum with the Christmas dinner.

D WEEKENDS DURING THE YEAR AND A SPECIAL ONE IN LONDON



Look at the photo album of Nadine and her family and see what she usually does at weekends. This year for Christmas she is in London for three days enjoying the Christmas atmosphere with her family. Use the pictures given to talk about Nadine and her family.

Work in pairs: e.g. **Pupil A:** Nadine reads at the weekends.

Pupil B: But today she is in London enjoying the Christmas lights in Trafalgar square.

Pupil A


On a typical weekend during the year



(read/book, light/fire, sew, watch/TV)

Pupil B

During the Christmas period this year



Trafalgar Square
London

Visiting interesting
places

Buying
presents/gifts

Seeing the
Christmas lights

Carol singing



mother



father



Nadine




brother

Lesson 2 KOSTAS IS IN NEW YORK FOR CHRISTMAS

A LEAD-IN ►►

Match the pictures with the following words:

- a) δίπλες
- b) turkey
- c) κουραμπιέδες



B LISTENING: MAKING PANCAKES

Kostas is visiting his cousins John and Mary in New York for Christmas. It is Christmas Day and the children are up early before their parents.

A) Books closed, listen to the dialogue.

B) See how well you understood the order. Read the following and number the boxes 1-6.

C) List the four ingredients to make pancakes. Then make them at home yourself.



Number:



Number:



Number:



Number:



Number:



Number:

* **Butter** vs **Batter**: Do you know the difference? Your teacher will help.

C READING COMPREHENSION



The children are working in the kitchen. Next to the statements describing what they are doing, write the feelings that go with them. Look at the table below. Use **feel**, **taste**, **smell**. If necessary ask your teacher to help you.

Statements	Feelings
Kostas, John and Mary are reading the cookery book.	
Kostas, John and Mary are making pancakes	
The children are eating pancakes	



GRAMMAR FOCUS

Study the following sentences to learn how we express feelings with the verbs of senses.

I You He/She/It We You They	look(s)	good, bad, hot, cold, tired, sick, great, awful, fantastic, beautiful, pretty, horrible, happy, sad, funny, wonderful.
	taste(s)	good, bad, delicious, awful, great, sweet, salty, fantastic.
	smell(s)	good, bad, nice, sweet, awful, great, fantastic.
	feel(s)	good, bad, hot, cold, tired, happy, sad, great, bored, awful, soft, hard.

D LISTENING



Kostas and his cousin John are looking at a magazine and discussing the photos of the adverts. Which things does Kostas like and which does John like? Next to each photo put K or J. Do the two cousins have the same tastes?



E BUY A BEAUTIFUL PRESENT



Kostas wants to buy some presents for his family and relatives back in Athens. Kostas has maximum \$25 for each present. Role play a conversation between Kostas and John about this. Use the prompts listed below and then use the expressions in the Grammar Focus on the previous page.

Prompts: mother - scarf, father - after-shave, cousin Nikos - model car, sister Maria - a doll

For role-play cards, go to Appendix, page 138.

What a beautiful scarf!

It feels so soft and it's only \$20!

John

Let's get that for your mother

Kostas

F CHRISTMAS AROUND THE WORLD



Christmas is different in different parts of the world. Look at the countries below and read the sentences. See if you can match the country to the correct information.

- | | | | | |
|--------------|-------|----|---------|-------|
| 1. England | | 4. | Russia | |
| 2. Australia | | 5. | Holland | |
| 3. Spain | | | | |



Holland


- Between 1917 and 1992 they did not celebrate Christmas as a national celebration.
- Young people enjoy going surfing on Christmas day and the Christmas turkey is barbecued on the beach.
- Traditionally children open presents on December 26th, called Boxing Day.
- For the Dutch, Christmas gifts are given the night before St. Nickolas's day, December 6th.
- The Magi bring gifts on January 6th, the day of the Epiphany.

G LISTENING



Making a traditional Greek Christmas recipe

John's mother wants to make "koupauniédes" for everyone and she is asking Kostas to help her. Listen to the dialogue first and then fill in the blanks.



H LET'S MAKE KOULOURIA!



Ingredients:

- 250 gr of butter
- 1 1/2 cups of sugar
- 1 tablespoon of vanilla
- 6 eggs
- 6 teaspoons of baking powder
- 6 cups of flour
- 1 egg yolk for glaze
- 1/3 cup of sesame seeds

Procedure:

1. Cream the butter with the sugar in an electric mixer, adding sugar slowly.
2. Beat 20 minutes or until it is like whipped cream.
3. Add vanilla, then eggs one at a time. Beat well after each addition.
4. Take from mixer. With a wooden spoon or rubber spatula, fold in 4 cups of flour sifted together with baking powder.
5. Knead in remaining flour, 1/2 cup at a time, until a soft non-sticky dough is achieved. If large eggs are used, a little more flour may be necessary.
6. Pinch off dough the size of a walnut and roll pencil thin, fold in half side by side and twist.
7. Brush each one with the beaten egg yolk and press the sesame seeds on each piece.
8. Place on the cookie tray and bake at 350 degrees for 30 minutes or until golden brown. Makes 50 to 60 cookies.

(Source: Karen Brewer)

Lesson 3

A CHRISTMAS SONG

A LET'S SING A SONG!



Santa Claus is coming to town

You'd better watch out,
You'd better not cry,
You'd better not pout,
I'm telling you why:

Santa Claus is coming to town!

He's making a list
And checking it twice,
He's going to find out
Who's naughty and nice:
Santa Claus is coming to town!

For a Christmas poem, go to Appendix, page 139, Activity A.

He sees you when you're sleeping,
He knows when you're awake,
He knows if you've been bad or good
So be good, for goodness' sake!

You'd better watch out,
You'd better not cry,
You'd better not pout,
I'm telling you why:
Santa Claus is coming to town!



Learning strategies

TO REMEMBER WORDS & PHRASES

- I pronounce them out loud
- I play back in my mind their sound
- I write them down in a translation

CROSS CURRICULAR PROJECT

EITHER CHRISTMAS TRADITIONS: In Lesson 2 we read about five countries with different Christmas traditions. Can you find more differences between countries? How do people celebrate Christmas in New York, London, Athens or other European cities? Find information on the internet, encyclopedias, or in books. Work in groups and present your work in class.

OR DO THEY KNOW IT'S CHRISTMAS?

Christmas is a time when we give each other presents, eat a lot and generally enjoy ourselves. We live in a country where we can do so.

However there are many children, for example in Africa, who want to celebrate Christmas like we do but cannot.

- Do you think it's a good idea to try and help these children?
- Can you think of one thing you can do to help these children?
- Can you find websites that you, your class or your family can contact to make a difference for these children?

In small groups put together a project:

Describe one practical way you can make a difference.

B PORTFOLIO



CHRISTMAS IMAGES. From magazines, catalogues, the Internet, collect photographs and other images which are related to Christmas and stick them on A4 sheets. Under each photo, write where you got it from and say a few words about how the photo is related to Christmas. This could be either in a positive or negative way. Put these sheets in your Portfolio.



SELF-ASSESSMENT TEST



Name:..... Class:.....

Date:..... Score:...../ 100

A. Circle the odd one out:

stars, balls, angels, cars

batter, flour, milk, eggs

presents, smell, turkey, tree

look, go, taste, smell

fantastic, awful, beautiful, great

Points: / 20

B. Kostas is writing a letter to his friend Mark. Read the letter and complete the blanks:

Hi, Mark!

We usually (spend) Christmas in Athens but this year we (visit)..... my cousins in New York and it's fantastic! I (have) a wonderful time!

I (sit) by the fireplace now and I (watch) the fire glowing. It's Boxing Day and everything is quiet in the house. Mum (clean) up the kitchen with my aunt and Dad (surf) the net. The Christmas tree (look)so beautiful with its flashing lights and decorations. There is a platter on the table with kourabiedes and they (smell) great. I (feel) like eating them all!



Talk to you soon from Athens

Love,

Kostas

Points: / 30

C. What does each person say? Write the captions.



Points: / 20

4 Unit

D. Pat is asking Val what she does for Christmas. Complete the dialogue:

Pat: ?

Val: At Christmas we usually go to my father's village in Epirus.

Pat: ?

Val: It's up on a mountain.

Pat: ?

Val: We stay at my grandmother's cottage.

Pat: ?

Val: Well, in the mornings we may go for a walk in the woods or help granny with the housework.

Pat: ?

Val: Yes, it sometimes snows and we make a snowman in the garden.

Pat: ?

Val: This Christmas it's different. We are visiting our cousins in Italy. It's going to be great!

Points: / 30



Tick what's true for you:



Now I can:

- Talk about Christmas habits and customs.
- Talk about things that are happening now or "around now"
- Put instructions for a recipe in the correct order
- Use verbs which describe senses
- Sing a famous Christmas song



Learning strategies in English

TO REMEMBER WORDS & PHRASES...

- I pronounce them out loud
- I repeat them until pronounced easily
- I listen to a native speaker and try to imitate/repeat
- I play back in my mind their sound
- I write them down in a Greek translation
- I group the words by topic

READY FOR ACTION

- In this unit:**
- ✓ We read about ways of loving our planet
 - ✓ We write about ways we can protect the environment in our neighbourhood
 - ✓ We listen to ways we can reduce waste
 - ✓ We speak about what not to do when we are in a place like Zagorochoria

Listen to the problems and match with solutions.



I'm going to recycle paper and glass from now on.



We must all do everything we can to help save our planet.



If we all do our best, our planet will survive.



Lesson 1

AN AMBITIOUS CLASS PROJECT

A LEAD-IN ▶▶

What does this sign tell you? Where can you find it?
 You can check your ideas in the following website: www.greenpeace.gr



B LISTENING

1. Mark is back at home. Listen to the conversation that Mark and Kostas are having today. What are they talking about?
2. Listen again and see which of these sentences are true (T) and which are false (F).


	T	F
1. Kostas is busy today because he's studying.	<input type="checkbox"/>	<input type="checkbox"/>
2. Their teacher asked them to think about ways they can save the environment.	<input type="checkbox"/>	<input type="checkbox"/>
3. They're going to organize a project on recycling.	<input type="checkbox"/>	<input type="checkbox"/>
4. They're handing out leaflets and brochures about recycling tomorrow evening.	<input type="checkbox"/>	<input type="checkbox"/>
5. Mark is thinking about trying it out with his classmates.	<input type="checkbox"/>	<input type="checkbox"/>

C ACTING OUT ACTIVITY

Your teacher has told you that one way of saving our environment is by not producing so much rubbish. Imagine you and your partner are Mark and Kostas. Which of the following actions could you take? The teacher will provide you with a model or alternatively you can create one of your own.

Ways to produce less rubbish

- Re-use books and notebooks
- Re-use plastic bags for shopping at the supermarket
- Use re-chargeable batteries
- Buy water or refreshments in glass bottles which can be recycled.
- Check if the package of the things you buy is environmentally friendly – i.e. can be recycled.
-
-



Enrich your conversation by using expressions like:
 One thing I could do is
 Another thing is

D ADVICE FOR THE HOME



- Now write down clearly as many of the recommendations you came up with in Activity C.
- Take them home and discuss with your family.
- By the end of the school year report back into class on how many of these you and your family were able to do.

If you want to find out more about recycling, check the websites included in the Appendix, page 140.

GRAMMAR FOCUS

Study the following examples to see how we can talk about

A) PLANS AND INTENTIONS

Kostas **is going to try** to persuade his friends and neighbours to take recycling seriously.

What **are you going to do** to help save our planet?

I'm **going to collect** paper, glass, aluminium and plastic for recycling.

B) ARRANGEMENTS

We're handing out leaflets and brochures tomorrow.

I'm **meeting** my schoolmates later on today. **We're going** to the sports centre to play handball.

C) PREDICTIONS AND HYPOTHESES IN ENGLISH

I **think** I'll try out your idea with my family.

I **believe** things **will be** much better in the future.

If my plan works out, **we'll** manage to do something about our future on this planet.

You can also study DISCOVER GRAMMAR pp. 155-157.

E LISTENING



Listen to what a British child is saying to the local reporter about a campaign his school is organizing. As you listen, try to take notes. In the spaces below write A. for intentions, B. for plans, and C. their predictions. Discuss with your classmates and decide if you could also do the same at your school.

1. collect money for class trip.
2. put bins to collect used paper
3. bring old newspapers and magazines
4. manage to get the money needed.



5 Unit

F QUIZ: "WHAT A WASTE!"

Work with your partner and find how much energy will be saved if you decide to apply your plan at school. Try to make the calculations. Here are the facts you need to take into consideration:

For the production of 1 tonne (1.000 kg) of paper we spend :

- 1) 4.000 kg of wood 2) 40.000 litres of water 3) 7.000 kWatts of energy

Can you work out how many trees, how much water and how much energy we waste in Greece if we think of the 700,000 tonnes of paper we send to the landfills each year?

- 700,000 tonnes of paper =
- 1) kg of wood
 - 2) litres of water
 - 3) kWatt of energy



G PORTFOLIO

- Use all the ideas mentioned in the activities above to write a letter to an English-speaking friend of yours letting him or her know about the environmental work you are doing in your school.
- Include all information you think is necessary as well as pictures, photos and drawings.
- Let your partner check what you have written.
- If in difficulty you can ask your teacher for help.
- Then re-write it following any comments made. Your letter may start and continue as follows:

Hello, there!

How are you? Are you doing anything special at school this month?

Well, I must tell you I'm very proud of my school and myself because we're carrying out a recycling campaign. Let me tell you now a few things about it.

We're.....

We're also going to

.....

Finally, I think that we'll

.....

How about that? How do you like our work? Would you like to try it with your class? Let me know as soon as possible.

Write back

.....

Lesson 2

LET'S DO IT!!!

A LEAD-IN ►►

Do you remember Kostas' class environmental project?

Besides giving information about recycling to their fellow pupils, Kostas' class decided to do a survey about pupils' environmental attitude. Think of questions to ask your classmates.

B READING



These are some of the questions included in the pupils' questionnaire. Read them carefully and answer them to find out if you love planet Earth.

DO YOU LOVE OUR PLANET?

Let's find out together. Remember to be honest!

1. Do you turn off the light when you leave your bedroom?
 - a. Yes, always
 - b. Sometimes
 - c. No, I don't.
2. How do you usually go to school?
 - a. By car
 - b. On foot
 - c. By bus
3. What do you usually do with your rubbish from a picnic?
 - a. I leave it there
 - b. I put it in a rubbish bin
 - c. I take it home
4. Do you use both sides of a piece of paper when you write?
 - a. Sometimes
 - b. Never
 - c. I usually do
5. Do you ever use recycled paper?
 - a. What's that?
 - b. Usually
 - c. Sometimes
6. What do you usually do if there is rubbish on the beach?
 - a. I take it and put it in the litter bin
 - b. I leave it on the beach
 - c. I throw it in the sea
7. Do you buy plastic cups, knives or forks?
 - a. Yes, I do. I hate washing up
 - b. Sometimes
 - c. No, never
8. Do you watch environmental programmes on TV?
 - a. No, never
 - b. Very seldom
 - c. Yes, always
9. Do you leave the water running when you brush your teeth?
 - a. Yes, I do.
 - b. Sometimes.
 - c. No, never.
10. Do you take part in planting expeditions with your school or city?
 - a. Yes, sometimes.
 - b. No, never.
 - c. Yes, I usually do it twice a year.

(Adapted from Myles, J. (2001) *Holidays and Special Days in the USA*)

5 Unit

Check the answers in the Answer key to see whether your attitude to nature is positive or not.

Answer key			
Question 1.	a. 3 points	b. 2 points	c. 1 point
Question 2.	a. 1 point	b. 3 points	c. 2 points
Question 3.	a. 1 point	b. 2 points	c. 3 points
Question 4.	a. 2 points	b. 1 point	c. 3 points
Question 5.	a. 3 points	b. 1 point	c. 2 points
Question 6.	a. 3 points	b. 1 point	c. 2 points
Question 7.	a. 1 point	b. 2 points	c. 3 points
Question 8.	a. 1 point	b. 2 points	c. 3 points
Question 9.	a. 1 point	b. 2 points	c. 3 points
Question 10.	a. 2 points	b. 1 point	c. 3 points



24-30 points: Congratulations!!! You are a friend of the Earth after all. Keep up the good work and try to encourage other people to follow your example.

17-23 points: You take care of our planet, but not as much as you should. Why not try harder? Our planet needs your help!

10-16 points: Well, I'm afraid your attitude to Earth is not friendly. You must try hard to protect nature. After all, you belong to nature. Have you ever thought of that?

C SPEAKING & WRITING



In small groups decide how you can organize a small project to inform pupils in other schools around the world about environmental problems in our town/city/country. You must think of 2 or 3 activities that you can prepare with your partner and make a list. By the end of the school year report back into class on how many of these you and your family were able to do.

Stages:

- Choose your team
- Decide on the issues and write them down clearly
- Decide on what information you need to gain a better understanding of the problems
- Decide where you will find this information
- Elicit possible and achievable(!) solutions to the problems
- Choose solutions
- Think of who will outline and present the solutions
- Decide on who will prepare the presentation
- Decide on what realia you will need for the presentation (photos, newspaper cutouts, poster, leaflet, short video, drawings)



Project title: _____

Monday We are _____

Tuesday _____

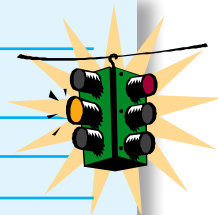
Wednesday _____

Thursday _____

Friday _____

Saturday _____

Sunday _____



See Appendix, page 140, Activity A for an alternative speaking task.

D LISTENING

Kostas and his father are talking to people who are taking part in a CLEAN UP GREECE summit meeting for the environment organized in Athens. Listen to some tips that one of the participants offers to Kostas. He believes that people should follow them when they go shopping so they can reduce waste. Put a tick ✓ next to the pictures which are positive advice or a cross ✗ next to negative action.



a.



b.



c.



Kostas




d.



e.



f.



Create a slogan and put it up on the classroom wall.

Study the following sentences to see how we can talk about

a) abilities

I can speak English.

Dogs and rhinos can swim but elephants or cats can't.

We can plant trees to make our neighbourhood prettier.

b) obligations

People must obey the laws of their country.

We must do everything we can to help the Earth survive.

c) how we can give advice in English.

You should write on both sides of a piece of paper so as not to waste any paper.

What do you think I should do?



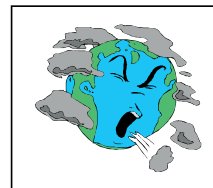
I think you should study harder to get better marks at school.

You shouldn't be so rude to your granny, Clarice! She's an elderly person and deserves your respect!

E PAIR OR GROUP WORK



- Work in pairs or groups and prepare posters using ideas from this unit or your own ideas about environmental protection.
- Discuss with your fellow pupil or pupils and decide what to include in your posters and why. You may use the expressions in the Grammar Focus to decide upon action that is absolutely necessary (obligation) or action that is worth taking (advice).
- You could also talk about environmental problems shown in the pictures below.
- You could also use your ideas from Activity C.



F READING & WRITING



Learning strategies

TO BE BETTER AT READING

- I try to guess what it's about
- I read the text once to get an idea
- I don't worry about unknown words

DIFFERENT COUNTRIES
DIFFERENT PROBLEMS
ONE SOLUTION
....ACT NOW!



text adapted from: <https://www.wwfmmi.org/?8022/Forest-fires-inthe-Mediterranean-aburning-issue>

Mediterranean Forests

The Mediterranean is one of the most important regions in the world for its forests. These forests are situated in an area between the European, African and Asian continents and are very important for their biodiversity features – plants and animals.

But the Mediterranean forests are under threat. One of the most serious threats is fires. This has caused serious problems in the area during the last few decades. Other general threats to the Mediterranean forests are:

- Climate change
- Droughts and floodings
- Extensive building development
- Atmospheric pollution



Task: Read the text, look at the photos and then make a chart listing country in the Mediterranean area and problem and (where possible) solutions. Discuss with your partner.



Italy

People cause fires




Lebanon

Violence and war destroys the natural environment



Greece

Building development threatens forests



Turkey

Too much lumbering reduces forests

5 Unit

Lesson 3 MY WORK CAN MAKE A DIFFERENCE!

A LEAD-IN ►►

Have you ever visited a forest? What can a person do and what cannot do in a forest? Think and discuss with your partners.

B SPEAKING & WRITING



You want to send this photo to your friend in Australia who is going to visit Zagorochoria next summer. Tell him what the problems are and what he should do when he is there. Make a list like the one in the Activity F, page 69.



PROBLEMS	ADVICE

For extra WWF guidelines on Zagorochoria, see Appendix p.141. Transfer these guidelines, which are in Greek, into English and fill in the boxes above.

CROSS CURRICULAR PROJECT

Work in small groups and imagine you are an English-speaking person who has moved to a new area and finds that some things must change. Look at the following issues. Choose one issue and prepare a project. Use the ideas from this unit and write to the Mayor of your town/city.

- Issues:**
1. Place recycle bins in public places
 2. Place battery-disposal bins in public places
 3. Organize a planting expedition
 4. Any other ideas you may think of

Prepare a poster encouraging people to take the situation seriously. Make sure they become aware of the problem and its solutions.

Finally, you can visit any of the websites mentioned in the Appendix and get information about environmental issues, learn about other places that face problems and what's more do the quizzes, fun activities, paint pictures and sing songs. Have fun!

For a fun **Recycling Board Game**, go to Appendix, page 142-143.



SELF-ASSESSMENT TEST



Name:..... Class:.....

Date:..... Score:...../ 100

A. Use the words in the box to fill in the following sentences.

glass, reduce, litter, chargeable, reuse, print, disposal,
recycle, friendly, pollution

1. We can do many things to save the environment from the rubbish.
The first thing is, which means “try not to use something as much as you used to”
2. The second of the three “Rs” is, which ,again means “ use it again”
3. And, finally, the third “R” is, which means “take it to special bins so that it is made into new material again”
4. The things we can recycle are paper,, aluminium and plastic.
5. Those who recycle take part in recycling projects are environmentally people.
6. The other word for rubbish is
7. We can save trees if we on both sides of our paper on the printer.
8. When we use the school bus we reduce traffic and air
9. You can take your batteries to battery- bins,
10. or else , you can use re-..... batteries.

Points: / 30

B. Spot the mistakes and rewrite the sentences in the space provided.

1. What you will do tomorrow afternoon, Jack?
.....
2. I'll meet John and we go to the sports centre.
.....
3. We must to do everything we can to help save our planet.
.....
4. Ok Mum. I promise I'm going to call you the moment we get to Korinthos.
.....
5. If his plan work out, he's going to get the first prize.
.....

Points: / 30

C. Match the sentences.

- | | |
|---|--|
| a. I'm afraid I can't answer the phone right now. | i. I think it's fabulous. |
| b. We're working on an environmental project. | ii. Would you like to come? |
| c. I think I'll try out this idea myself. | iii. No, but we're going to plant some trees up the hill. |
| d. Ann's having a barbecue tomorrow. | iv. I'm having a shower. |
| e. Are you going to hold an exhibition at school? | v. You're doing your best to save Earth. |
| f. I'm very proud of you. | vi. What's that? |
| g. How do you like my new room? | vii. Yes, all the time. |
| h. Do you ever dispose of batteries? | viii. Cars produce waste gases that can harm us. |
| i. Driving to work is not a very good idea, Dad. | ix. I'll let you know about the results as soon as possible. |
| j. Jack has made certain decisions. | x. For starters, he's going to recycle paper. |

Points: / 20

D. Write a letter to the City Council.

Tell them what they can, should and must do to protect the natural environment around the area where you live. Write at least three sentences.

Dear Sirs,

.....

.....

.....

.....

Yours faithfully,

.....

Points: / 30

Tick what's true for you:



Now I can:

- talk about recycling, the environment and take action
- talk about plans, intentions and obligation
- make hypotheses, promises and give advice on environmental issues
- change my habits at school or at home regarding rubbish
- organize a project about recycling
- answer or make a questionnaire
- use the Internet to get information



Learning strategies in English

READING: What I do to comprehend a reading passage.

- I read the title, look at the picture and try to guess what it's about
- I read the text once to get the main idea
- I look for specific bits of information
- I read and try and understand every word
- I don't worry about unknown words
- I try to guess the meaning from the context

GOOD, BETTER, BEST!


- In this unit:**
- ✓ We read about world records
 - ✓ We write up a knowledge quiz
 - ✓ We listen to two children discussing their favourite holiday places
 - ✓ We speak about the tallest mountains and longest rivers

Time for a short quiz.

The Nile.

Italy and Germany.

The Oxford English Dictionary.



6 Unit

Lesson 1

CHOOSING A PRESENT

A LEAD IN ▶▶

Tell the class the times during the week when you have to make a choice. Can you think of things that you have to choose between? E.g. What's best for my mid-morning snack at school? A banana is a lot healthier than a bar of chocolate, but I prefer chocolate!

B READING & WRITING



Look at the following pairs.

Modeling Shop

Radio-controlled model glider
Price: 50 €

Plastic model
Price: 18 €

MUSIC STORE

The Beatles (1967)
Price: 15 €

Beyoncé (2006)
Price: 22 €

COMPUTER GAMES STORE

World Rally Computer Game
Price: 35 €

War Computer Game
Price: 33 €

BOOKSTORE

Shakespeare (1623)
Price: 45 € (hardback)

Harry Potter (2005)
Price: 30 € (hardback)

Mark and his friends are going to Jim's birthday party. Mark knows Jim is interested in many different things.... but he doesn't know exactly what to get him as a present.

Mark thinks the best presents are the radio-controlled model glider and the World Rally computer game. Do you agree with Mark? Write 2 sentences. Use some of these adjectives:

exciting, modern, old-fashioned, entertaining, fast, easy, difficult

Example: *The World Rally computer game is more exciting than the war one.*

a.

b.

C LISTENING & WRITING

Listen to Mark and Dave talking about holiday places. Mark usually goes on holiday to Blackpool in north-west England. Over the phone his friend Dave (from Brighton) is telling him to come on holiday to Brighton. Mark then needs to tell his parents about Brighton. Write in the spaces below why, according to Dave, Brighton is a much better holiday place than Blackpool.

1.
.....
2.
.....



Study the following examples to see how we can compare two people, things or places in English.

Books are **cheap**. Darts are **cheaper** than books.

NewYork is a **big** city. Los Angeles is **bigger** than NewYork.

It costs **a lot** of money to live in NewYork It costs **more** money to live in Los Angeles.

Playing video games is **interesting**. Reading books is **more interesting** than playing video games.

D SPEAKING

Imagine you had been very lucky in a prize draw and you and your family had won a prize to go anywhere in Europe for one long weekend (3 days) with all expenses paid. For example, a weekend in Paris, incl. Eurodisney, or a weekend in Finland to see where Santa Claus lives or to a beautiful island in Greece. The prize cannot be exchanged and the holiday has to be taken. Where would you go and why?

1. Make a list where you categorize your 3 top destinations in order of preference. List them in the following chart.
2. Compare with your other classmates and see if others share with you the same destinations—share your thoughts about the places and compare and contrast.
3. Which destination comes out on top?



Holiday Destinations	
1.	
2.	
3.	

6 Unit

E LIVING IN THE CITY OR IN THE COUNTRYSIDE?

Mark who lives in London is chatting on the Internet with his friend Steve, who lives on a farm about 50 miles from the city and with Kostas, who lives in Athens. Mark is worried about all the problems of living in a big city. Read the chat conversation.

New Message

Send Chat Attach Address Fonts Colors Save As Draft

To:

Cc:

Subject:

Mark: Steve, do you enjoy living in the countryside?

Steve: Not so much. I don't go out much because my dad is always busy with the farm. I don't go out with friends, I never go to the cinema. All I do is spend time watching TV.

Mark: Maybe you are better off. It is not always safe to go out in London. It's a lot safer where you live.

Steve: Yes, but life is more boring here.

Mark: You breathe fresh air all the time. There is a lot of traffic where I live in London and so the air is more polluted. Also your schools have fewer problems than our schools. We have a lot of children who need to be helped by special teachers. Kostas, do you enjoy living in Athens?

Kostas: Yes, even if it is a big city, Athens is a safe city which has a lot to offer for children and teenagers. I think living in Athens is a lot better than living in the countryside. In the countryside you are cut off.

True or False. Circle the correct answer and discuss your answers with your partner. Do you agree with Mark?

Steve thinks living in the countryside is better than living in the city.	T	F
Steve sees his friends very often.	T	F
Mark thinks London is not very safe.	T	F
Mark believes pollution is a problem in London.	T	F
Kostas thinks living in Athens is better than living in the countryside.	T	F

F SPEAKING: ROLE PLAY

Kostas and Mark are talking to each other and finding out more about each other's cities. Imagine you are Kostas and Mark is a classmate of yours. Each of you say two things which compare each other's cities.

Ex. More people live in London than in Athens.

	Athens	London
Population (Greater Urban Area)	3.7 million	13 million
Highest Average Monthly Temperature	32 C	21 C
Years of recorded history	3.000	2.000
Football teams (1st division)	6	4
Metro/Tube lines	3	12
Daily occupancy of Metro/Tube	550.000	3.000.000
No. of Olympic Games held	2	3
No. of Airports	1	5



Athens Metro Map



London Tube Map

G WRITING

Write a short report comparing two Greek cities or towns excluding Athens and Thessaloniki. Working in pairs, first find information about the two cities or towns and fill in the chart below. Then write a report on the two places.

	Town A :	Town B :
Size		
Population		
River		
Average Temperature		
Mountains		

.....

.....

.....

.....

Lesson 2

WORLD RECORDS

A LEAD-IN ►►

In pairs discuss and write down the answers to the following:

1. Who is the tallest pupil in your class?
2. Who's got the longest hair? Compare your answers with those of the pupil next to you.

B READING



Read the following from the Guinness Book of Records website

1. The Tallest Woman in the World

Yao Defen is the tallest woman in the world. She is 2,36 metres tall and is 34 years old (in 2008). By the age of 11 she was already 1,85 m. tall. She works as a performer in a circus, together with her father and brother.



2. Biggest aircraft pulled

David Huxley pulled a Boeing 747-400, weighing 187 tonnes (184 tons), a distance of 91 m (298.5 ft) in 1 minute and 27.7 seconds on October 15, 1997 at Sydney, Australia. David has now retired from the strongman circuit. He currently owns and runs an event management and public relations company called Tartan Warriors, based in Sydney, Australia.



3. The Largest Palace in the World.

The Istana Nurul Iman is the largest residence in the world. It belongs to the Sultan of Brunei. It is 200.000m² and it has 1788 rooms and 257 bathrooms.



4. Heaviest Car Balanced on the Head

England's John Evans balanced a 159.6 kg (352 lb) Mini on his head for 33 seconds at The London Studios, UK on May 24, 1999. John's a gigantic guy. He's 2 meters tall and weighs 155.7 kg (343 lb) and has a 60.9cm (24-inch) neck.



5. The Longest Venomous Snake in the World

The King Cobra is the longest and one of the most dangerous snakes in the world. It lives in Southeast Asia and it can reach a length of 5.70 m. A very small amount of its poison can kill an elephant or twenty people. Like all snakes it swallows its preys whole.



(www.guinnessworldrecords.com) and fill in the correct answers in the quiz:

QUIZ

- The tallest woman in the world lives in
a. China b. America c. Africa
- She is cm tall.
a. 2.31 b. 2.63 c. 2.36
- David Huxley pulled the plane in the world.
a. lightest b. oldest c. heaviest
- The largest palace in the world has rooms.
a. 1,877 b. 1,788 c. 1,988
- John Evans balanced a on his head.
a. motorbike b. Mini c. bus
- The longest venomous snake in the world lives in southeast
a. Africa b. Australia c. Asia



Learning strategies

TO BE BETTER AT LISTENING

- I try to get the general idea
- I try not to understand every word
- I learn by listening to my teacher

C SPEAKING



In pairs, ask and answer the following questions. Then make 2-3 questions of your own about world records and ask each other.

1. Who is the tallest woman in the world? • 2. Who can pull the heaviest plane in the world?

D INTERNET RESEARCH



Check the internet address "<https://www.guinnessworldrecords.com/>" and find the two most interesting records for you. Write them here and tell your partner why they are so interesting. Then discuss in small groups and see which is the most popular record.

	Record 1	Record 2
Person		
What he/she did		
When		

E LISTENING



Mark is looking to buy a new laptop so he can work on the Internet more quickly. He's in a computer shop and the shop assistant is explaining the differences between the 3 models, the WP, the Contact and the Dory. You are with Mark. Listen to the conversation and fill in as much as you can of the chart with the information provided - use comparatives and superlatives. Which one would you buy for yourself and why?

6 Unit

LAPTOPS	WP	CONTACT	DORY
1. Cost			
2. Drive			
3. Weight			
4. Screen definition			
5. Extras			



Study the following examples to see how we compare people, things or situations to the rest of the world.

The King cobra is one of **the longest** and one of **the most dangerous** snakes in the world.

Xi Shun is **the tallest** man in the world.

Do you know who **the richest** man in the world is?

Jim is a **good** pupil. Helen is a **better** pupil than Jim.

Sophie is **the best** pupil in class.

This food tastes **bad**. This one tastes **worse** than the first one. This food here tastes **the worst** of all.

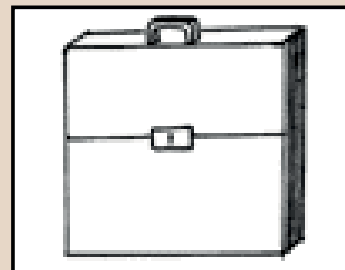
There are **a lot** of people in Africa. There are **more** people living in Asia than in Africa. China is **the most** populated country in the world.



The red bag is **the smallest** of all



The blue bag is **bigger than** the red one and **smaller than** the white one.



The white bag is **the biggest** of all.

F SPEAKING



Look at the example and tell your class about the following rivers and mountains. Use the adjectives long-short, high-low:

The Thames



(346 km)

The Amazon



(6.516 km)

The Nile



(6.695 km)

Mt. Taygetos



(2407 m)

Mt. Parnassos



(2457 m)

Mt. Olympus

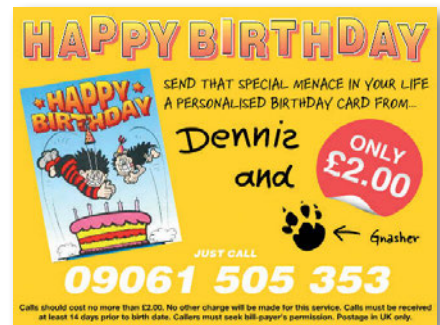


(2918 m)

G WRITING



Discuss this advertisement in class. Now create your own advertisement for toys, books, etc. by using the following steps: 1. Choose a theme. 2. Collect information. 3. Find a photo. 4. Write a slogan and some key points, using the language you learned in this lesson. See the Appendix page 144 for notes on how to write a good advertisement. 5. Lay out all the above on a piece of cardboard in the following way (but bigger) and stick up on the classroom wall.



Photo

1.
2.
3.
4.
5.

If you find this task too difficult, go to Appendix, page 144, Activity A.

Lesson 3

A KNOWLEDGE QUIZ


A

WRITING



How much do you know about the world? Complete this knowledge quiz and find out:

1. Which is the highest mountain in the world?
 - a. Mont Blanc - the Alps
 - b. Mt. Aconcagua - the Andes
 - c. Mt. Everest in the Himalayas
2. Which of these is the smallest country in the world?
 - a. Andorra
 - b. The Vatican
 - c. Malta
3. Which of these planets is hotter?
 - a. Venus
 - b. Earth
 - c. Mercury
4. Of the three planets which is the biggest?
 - a. Uranus
 - b. Jupiter
 - c. Pluto
5. Which is the deepest ocean in the world?
 - a. The Pacific
 - b. The Atlantic
 - c. The Indian
6. Which is the fastest animal in the world?
 - a. The puma
 - b. The gazelle
 - c. The cheetah
7. Which of the following is the fastest?
 - a. Ferrari
 - b. Toyota
 - c. Fiat
8. Which of these three rivers is longer?
 - a. The Acheloos
 - b. The Pinios
 - c. The Aliakmonas
9. Which is the nearest planet to Earth?
 - a. Mars
 - b. Saturn
 - c. Neptune
10. Which is the longest lake in Greece?
 - a. Iliki
 - b. Prespa
 - c. Trihonida



Check your answers with your teacher and classmates or if in doubt look on the Internet.

CROSS CURRICULAR PROJECT

GAME: Make your own knowledge quiz and play the game in class.

1. Work in groups of 4 students and prepare questions for your fellow students.
2. Look in your school books, encyclopedias, the internet and collect information for your knowledge quiz.
3. Prepare 3 questions in each of the following subject areas: People & Places, Science & Technology, Art & Culture, The Natural World, Sports. Use Comparatives and Superlatives, which you have learnt in this lesson. Ask your teacher to check your questions – to be fair, they must not be too difficult!
4. Discuss what the prize should be.
5. The group which answers the most questions correctly wins and they get the award of The Cleverest Students in Class and the prize!



SELF-ASSESSMENT TEST



Name:..... Class:.....
Date:..... Score:...../ 100

A. Complete the dialogue.

Maria and Anastasia are two children. Maria is a very sweet girl, who is proud of everything she has and knows. Anastasia is a rich, difficult child who is very jealous of Maria and doesn't like Maria. Imagine a conversation between the two. Use comparatives and superlatives in every line Anastasia says:

Example:

Maria: The snack my mother gave me today is so good.....

Anastasia: But my snack is better!

Maria: I think my chair is comfortable!

1. **Anastasia:**

Maria: I'm happy with the shoes my mum & dad bought me. They're fashionable.

2. **Anastasia:**

Maria: I'm happy with my drawing. It's colourful!

3. **Anastasia:**

Maria: I think I did my homework well!

4. **Anastasia:**

Maria: ...this book is interesting!

5. **Anastasia:**

Points: / 30

B. Correct the sentences:

1. Lina is my better friend.

.....

2. Quebec is one of oldest cities in Canada.

.....

3. The happier day of my life was when I came first in my class.

.....

4. Her pronunciation is better of mine.

.....

5. I have most friends than you.

.....

Points: / 15



6 Unit

C. Put the adjectives in the correct form (comparative, superlative):

- Her dress is (pretty) than mine.
- Cheetahs are (fast) animals we can find.
- Eating fruit and vegetables is (healthy) than eating hot dogs.
- I like milk (good) than coffee.
- China has (many) people than any other country in the world.
- The blue whale is (heavy) animal in the world.
- Which is (big), Portugal or Spain?
- Travelling by plane is (comfortable) than travelling by car.
- He is (untidy) person in class.
- Buying things from plastic is (bad) than buying things from recycled paper.
- The Nile is (long) river in the world.
- In Mark's opinion History is (difficult) than Geography. However, it is (interesting)
- Antarctica is one of (cold) places on Earth.
- Greece is (hot) than England.
- Mirror, mirror on the wall, who's (pretty) of them all?
- Elvis Presley is one of (popular) rock singers ever.
- Jenny is (tall) than Alice even though she is (young)
- Switzerland is one of (rich) countries in the world.
- People in Africa are the (poor) in the world.
- Alexander the Great was a (good) leader than Xerxes.



Points: / 40

D. Put in than, of, in:

- Who's the tallest boy class?
- Her shoes are prettier mine.
- Parachuting is the most exciting sport all.
- Which is the hottest month the year?
- Mt Olympus is higher Mt Parnassos.



Points: / 15

Tick what's true for you:



Now i can:

- compare between two things or people
- compare between things/persons
- make knowledge quizzes
- answer or write a geography questionnaire
- use the Internet to get information about things



Learning strategies in English

LISTENING...

- I try to understand the general meaning
- I try to understand every word
- I daydream
- I like it when my teacher speaks English

GOING BACK IN TIME

- In this unit:**
- ✓ We read about William Shakespeare
 - ✓ We write about a famous person
 - ✓ We listen to people talking about two famous theatres
 - ✓ We speak about Alexander the Great

Changes: from the past to the present.



1. Experiences



2. Daily Life

THE PAST

3. Historical Events



4. Changes



7 Unit



Lesson 1

FAMOUS PEOPLE OF THE PAST

A LEAD-IN: FAMOUS THEATRES & PLAYWRIGHTS ►►

Nadine is doing some research on the theatre. She downloaded some photos but forgot who/what they were. Can you help her and match the names to the photos?

a. Aristophanes, b. Epidavros Ancient Theatre, c. The Globe Theatre, d. William Shakespeare



B READING: ALL ABOUT SHAKESPEARE



Nadine is studying about William Shakespeare. She has some information about him, but she isn't sure. She writes to Mark and asks for help.

Mark,

Help! I must present something about Shakespeare but I don't know anything about him.

Thanks, Nadine

Mark sends Nadine this information.

We don't know a lot about Shakespeare but we do know the following.

- He was born in 1564 in Stratford-upon-Avon, about 150 km north west of London. He died in 1616, aged 52.
- He wrote 37 plays, one every 18 months. He wrote his first play when he was 25.
- He worked as an actor. Many times he acted in his own plays.
- He had his own theatre, The Globe in London.



Learning strategies

TO BE BETTER AT READING

- I read with a clear aim in mind
- I imagine what is coming next
- I get a good understanding of the detail

- Shakespeare wrote Comedies, Histories and Tragedies. His most famous plays are: *Hamlet*, *Romeo and Juliet* and *The Merchant of Venice*.
- There are over 60 films based on his plays.

Go to the Appendix, page 145, Activity A, for extra work and an explanation of "To be or not to be".

Preparing her presentation

Write some sentences for Nadine to help her with the presentation. Use the topics listed.

Topics	Statements
Place of Birth	Shakespeare was born in Stratford-upon-Avon
Date of Birth	He was born in 1564.
Plays	
How long to write a play	
Theatre	
Famous plays	

C TWO FAMOUS THEATRES

Listen and fill in the missing information about the Globe Theatre.

The Globe Theatre we see in London today is a copy of Shakespeare's theatre. Mark goes to the Globe Theatre. He listens to a guide who gives more information about this theatre.



	Epidaurus	The Globe Theatre
Location	Epidauros, Argolida	Southwark, London
Date built	360 BC	1599
Seats	14,000	
Rows	55	
Open or closed	Open	
Shape	Semi-circular	Circular
Made out of	Stone	
Acoustics	Excellent	
Women's roles	Played by men with masks	Played by young men

Kostas finds out Mark and Nadine are talking about theatres. There are many beautiful ancient theatres in Greece. He adds information in the same chart about the most famous ancient theatre in Greece, the Theatre of Epidaurus.

Do you remember the comparatives you studied in Unit 6? Write 3 sentences comparing and contrasting the 2 theatres.

e.g. *Epidauros is much older than The Globe.*

1.
2.
3.

Simple Past Tense (Affirmative)

Study the following sentences to learn how we can talk about people of the past.

El Greco (Doménikos Theotokópoulos)

El Greco **was born** in Hania, Crete in 1541. At that time Crete **was** part of the Republic of Venice.

As a young man he **studied** Byzantine icon painting in Hania. He **moved** to Venice in 1567 where he continued to study painting. In 1570 he **went** to Rome. He **lived** and **worked** in Rome until 1577.

In 1577 he **moved** to Spain in Toledo, near Madrid where he **lived** and **worked** until the end of his life. He **died** in 1614 at the age of 73.

El Greco **had** a very individual style. His paintings show both Byzantine and Italian styles. They also show strong Catholic religious elements from Spain.

He is one of the most famous painters of the 16th century. His paintings **influenced** many famous artists after him, for example Picasso and Cézanne.

In honour of El Greco, Nikos Kazantzakis **called** his autobiography "A Tribute to Greco".




	Present	Past
Most regular verbs	work	worked
	call	called
	show	showed
Verbs ending in "e"	live	lived
	move	moved
	die	died
Verbs ending in consonant +y	study	studied
Verbs ending in one stressed vowel	shop	shopped
+ one consonant (except w and y).	stop	stopped
	plan	planned
	refer	referred

D MORE FAMOUS PEOPLE FROM THE PAST



Work in groups. One pupil, the game leader, chooses a famous person. The rest of the group make statements and must find out who the person is. For each correct statement the game leader says yes and for each wrong statement he/she says no. E.g. (for Onassis): "He was a famous shipowner"; "Yes".



E SPEAKING: PREPARE A PRESENTATION

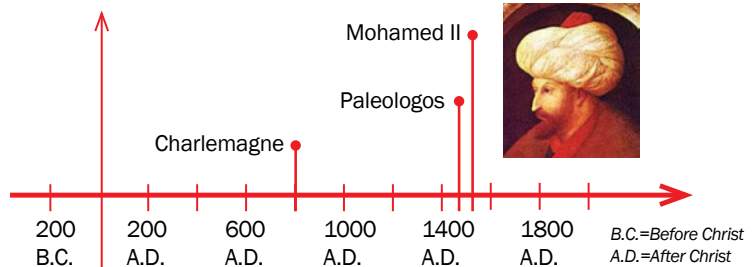


In small groups choose one of the following famous leaders and prepare a presentation about them:

1. Charlemagne (747-814)
2. Konstantinos Paleologos (1404-1453)
3. Mohamed II (1432-1481)

Use the following guidelines.

- How did he become famous?
- What did he do during that period?
- What was life like in that period?



- From the Internet find and print out an image of the person.
- During the presentation other pupils should keep notes. Then ask each other questions and discuss.



Lesson 2

PAST EXPERIENCES



A LET'S PLAY A DETECTIVE GAME ►►



A picture is a thousand words. Look at the following picture and answer the questions below.

1. Where?

- Is this person in London or Athens?
- Is this person at the Post Office or Police Station?

2. What?

- This man has done something wrong. What? Do you have any ideas?

Find out more in the rest of this lesson!



B WHAT JACK SMITH SAYS



You are watching a crime series on TV. The title of tonight's episode is "The Alibi". In this episode the scene takes place at the Police Station in Central London. It is Tuesday, 5th May.

Yesterday there was a bank robbery at twenty past four in the afternoon. The policeman is interrogating Jack Smith about the robbery.

Read the following sentences about what Jack Smith said he did between 3.30 and 5.00 pm. Jack Smith often changes his mind!!



1. He says he left the restaurant where he works at 3:30 pm.
2. First he says he got back to the restaurant at 4:00, then he agrees it maybe was 5:00.
3. First he says he stayed in his boss's brother's office for 45 minutes; then he agrees it maybe was only a couple of minutes.
4. First he says he had a chat with his girlfriend in his boss's brother's office, then he says he stayed with her for a long time out of the office, maybe for 1 hour.

Then listen to the conversation between the policeman and Jack Smith. Are all the above sentences correct?

C ROLE-PLAY



In pairs, one of you is the policeman and the other Jack Smith. Match and act out the questions and answers.

1. Where were you during the afternoon of May 4th?	a. I left at 3.30.
2. What time did you leave the restaurant?	b. We went to a café.
3. Why did you go out?	c. I left some documents.
4. What time did you get back to work?	d. I went out to buy some doughnuts.
5. What did you do in the office of the boss's brother?	e. I was out of the restaurant.
6. Where did you and your girlfriend go?	f. I got back at 5.

D LISTENING: SUE'S VERSION OF THE STORY



The police are interrogating Jack's girlfriend, Sue Adams. Listen to the conversation and put the events in the correct order, according to what she says.

- (a) Then he suggested going out for a cup of coffee.
- (b)..... He didn't say anything, he just told me he was tired.
- (c)..... He was a bit silent while we were there.
- (d).....¹ Jack turned up at my office at about half past three.
- (e)..... I asked him what the matter was.
- (f)..... He rushed out of the café.
- (g).....² He looked concerned about something, so I was worried about him.
- (h)..... We went to his favourite café opposite my office.
- (i)..... It was a quarter to four!!!
- (j)..... Suddenly, he said that he had to leave.



7 Unit

E WRITING: JACK AND HIS GIRLFRIEND'S VERSION

Compare and contrast the two versions and fill in the chart below.

The same	Different

F GROUP WORK: GIVE YOUR OWN ENDING

What do you think really happened? Does what Sue Adams say support Jack's alibi? Is Jack innocent or guilty after all? Decide in groups and explain your arguments to the other groups.



Simple Past – Negatives and Questions

Read and study the following sentences and learn how we can ask and answer questions in the past.

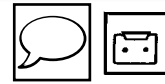
Can you guess who he is: El Greco or Theophanis the Greek?

- Where **was** he born? He **wasn't** born in Hania and he lived in Russia for 40 years.
- **Was** he a playwright? No, he **was** a painter!
- What **did he paint**? He **Painted** religious images in churches and portable icons.
- **Did he live** in Crete all his life? No, he **lived** in Novgorod, in Volotov and in Moscow.
- **Did he paint** in a Byzantine style? Yes, his pictures are famous for the peaceful look on their faces and their heavenly characteristics. His pupil Andrei Roublev was also a great Byzantine painter.



Mount Athos

G SPEAKING & LISTENING: ANOTHER WITNESS



Mrs White is being interrogated by the police about a bank robbery in London. Work in pairs and use the pictures. What do you think Mrs White said to the policeman?



Now listen and see if you were right.

H MRS. WHITE'S STORY: DIFFERENT ENDINGS



The teacher will now provide you with information for different endings to the story.


- Write a short passage describing what happened.
- Then read your passage out to the class.
- Discuss the different endings and decide which is the most likely to happen.



Mrs White

Lesson 3

ALEXANDER THE GREAT



A WHY WAS HE “THE GREAT”?

Mark asked Kostas why Alexander was such a great leader. Kostas found this text.

Alexander was born in 356 BC in Pella, Macedonia to King Philip II. At 20, after his father’s murder, he became king. From the age of 22 until his death at 33 he conquered most of the known world, reaching as far as India.

1. The Persians were his major enemy. They were very strong in sea power. Alexander did not have a strong navy. He was afraid of the Persian navy. In order to stop the Persian navy he did not attack the ships. Instead he destroyed their ports.
2. In the battle of the river Issus, he did not feel strong. So he changed tactics. He himself led a focussed attack on Darius, the Persian king. Darius’s personal guard did not hold the attack. Darius withdrew and his troops followed.
3. Alexander wanted to capture Tyre, a city on an island very near to the coast of today’s Lebanon. Tyre was very difficult to conquer. After several months of attack by sea Alexander changed tactics. He built a causeway. This way his troops marched up to the walls. They used land attack tactics Tyre was captured soon afterwards.
4. Alexander wanted to control the lands he had conquered. In order to do so, he told his troops to live there. This way the ancient Greek culture and language spread to those lands.

Choose one of the following statements which show Alexander was a great leader. Explain why.

- a. Alexander did not have a navy. Nevertheless he stopped the Persian navy.
- b. At the battle of the River Issus he defeated the Persians, who had a bigger army.
- c. Alexander captured the town of Tyre, which everyone thought impossible.
- d. He controlled the lands he conquered well.



CROSS CURRICULAR PROJECT

1. Do you remember a film about Alexander the Great? Was it a good representation of Alexander the Great and his life? Discuss with your teacher and classmates. How about Robin Hood or King Arthur? Do the films represent the historical truth?
2. Choose a personality from your History book and say what makes them unique.
 - a. Use other sources to find out more about them.
 - b. Work in groups and present the information on a cardboard using pictures and short texts giving an outline of his/her life and deeds.
 - c. You may use the above text for guidance.



SELF-ASSESSMENT TEST



Name:..... Class:.....
Date:..... Score:...../ 100

A. Do the quiz. Write complete sentences.

1. What was the name of a famous Ancient Greek theatre?
2. Where was Alexander the Great born?
3. Who wrote the "Iliad" and "Odessey"?
4. In which country did El Greco live most of his life?
5. What was the name of Shakespeare's theatre?

Henry VIII



Anne Boleyn



Points: / 20

B. Create the dialogue by putting each section in the correct order.





(Introduction: Anne Boleyn was one of the wives of King Henry VIII, 1491-1547)

..... Because I'm a ghost. But don't be afraid. I won't harm you.	A
..... Why can't I touch you?	
..... My name's Anne Boleyn.	
..... ¹ Hello! Who are you?	
..... Yes, I know. I'm very sad.	B
..... But do ghosts cry? I can see tears running on your face.	
..... Because my husband killed me.	
..... But why?	
..... Killed you? Who was your husband?	C
..... But why did he kill you?	
..... King Henry VIII. And I was his queen.	
..... Because I gave him a daughter.	
..... Killed you? That's preposterous!	D
..... Well, I suppose it made a lot of difference to my husband.	
..... Well, he didn't want a girl. He wanted a son.	
..... I don't understand. What's the difference between a son and a daughter?	
..... And he killed you himself?	E
..... Yes, I suppose he was. That's why I wander in the Tower of London, thinking of the old days. And I can only cry.	
..... Well, not exactly. He ordered his soldiers to cut off my head.	
..... Oh, my God! I can't believe it! He must have been a cruel person!	

Points: / 36

7 Unit

C. Look at the pictures and write what Nadine did last Sunday.



Last Sunday was a special day for Nadine.

.....

.....

.....

Points: / 28

D. A horrible weekend.

The Antoniou family went away for the weekend, but they had a terrible time. Match the sentences to find out why.

- | | |
|--|--|
| <ol style="list-style-type: none"> 1. The hotel room was very small 2. Everything was expensive, 3. The food was so bad that 4. They didn't swim in the sea 5. The beach was so dirty that 6. The hotel room was noisy 7. Their car had a flat tyre, 8. The nearest supermarket was half an hour away from the hotel | <ol style="list-style-type: none"> a. so they had to wait in the sun for over half an hour for the tyre to be replaced. b. so they didn't buy any souvenirs. c. they decided to sit by the pool instead. d. so they had to walk there in the hot sun. e. because it looked dirty. f. they all got a stomach ache. g. and their beds were quite uncomfortable. h. as there was a disco nearby, so they couldn't sleep at night. |
|--|--|

Points: / 16

Tick what's true for you:



Now I can:

- Talk about famous people of the past
- Talk about past / historical actions
- Write about a series of past events
- Put past events in order



Learning strategies in English

READING: Successful techniques

- I get a quick overview of the passage
- I get a good understanding of the detail
- I imagine what is coming next
- I read with a clear aim in mind

ALL ABOUT STORIES

- In this unit:**
- ✓ We read and write about a famous fairy tale
 - ✓ We speak about traditional feast throughout the world

Fairytales and stories

- Little Red Riding Hood
- Theseus
- The Secret Seven




Lesson 1

FAIRY TALES

A LEAD IN: I LOVE READING! ▶▶

Fill in the chart below with the names of the books you read recently. Then tell your classmates why you like them.



Category	Titles
Adventure	
Mystery	
Comics	
Other	

B READING: THE BEGINNING OF A FAIRY TALE



Nadine loves reading. She is fond of reading books in English, too. Below is the beginning of a story Nadine started reading last night.

Read it and work with your partner:

- Decide what kind of book it is, and
- Find a suitable title.



C A FAIRY TALE: THE STORY UNFOLDS

Once upon a time, there was a handsome young man who was the prince in a kingdom far away. He was looking for a princess to marry.

"She must be a real princess in all her qualities", said the Queen. The King agreed saying, "She must be beautiful, clever and sensitive. Yes, it is very important for her to be a true princess".

The prince rode off on his horse and went around the world to find

a princess to marry. He stopped in every castle he came across on his travels. There were many princesses, some of them beautiful and some of them clever. But he wasn't sure whether they were real princesses or not. A real princess is a very special person, and one who is not easy to find.

He came home sad and lonely because he had not found the person he was looking for. "I'll never find a real

princess", he thought.

Then one dark night there was a terrible storm. Lightning flashed, thunder boomed and the rain poured down. It was a dreadful night.

Suddenly there was a knock on the castle door. All the servants, scared

to death, were hiding because of the storm. The King himself went to see who was knocking on such an awful night.

Somebody was standing outside. It was.....

**What do you think?
Was the prince lucky
after all?
Now read on.**

Your classmates are planning to act out this story. Work with your partner to find the characters of the story and write adjectives that describe them. Use the spaces below. You could also draw their faces. Use a separate piece of paper if you have more characters.

Names: 1. 2. 3. 4.

	Characters	Adjectives
1.		
2.		
3.		
4.		

D WRITING



Decide what happened during that stormy night. Then write 2-3 sentences in the spaces below. Who do you think was at the door? What happened next?

.....

.....

.....



Compare your sentences with other classmates' work.



Study the following sentences to see how we can talk about past events that were going on for some time.

There **was** a terrible storm. The rain **was pouring** down. Suddenly they **heard** a knock on the castle door. Somebody **was standing** at the door.

While the storm **was raging**, the girl **was walking** up to the castle doors.


What **were** the servants **doing**? They **were hiding**.

Was the King **hiding**? **No**, he **wasn't**.

Was it **pouring** with rain? **Yes**, it **was**.

E A FAIRY TALE: THE ENDING

Listen to a cassette/cd of the fairy tale in this lesson, try to arrange the sketches and number them in the order you hear them happen. Then, give the tale a proper title. Do you know this fairy tale? Do you know who the writer is?



1. 2. 3. 4. 5. 6.

Now, go back to Activity C and make sure you have all the characters of the story.

F A FAIRY TALE: GETTING READY TO ACT IT OUT

Work in groups of 4 and decide who is going to take the role of the four main characters in the tale. Then, as a group, decide which scene of the ones above you would like to dramatize. You decide what you will say to each other and keep notes.

Character 1:

Character 2:

Character 3:

Character 4:

G A FAIRY TALE: ACT IT OUT

Now, in groups, you are ready to act out the scene you have chosen. You could use a simple puppet figure to represent your character. Draw or decorate your puppet so that it represents your character of the story.

When you're all ready, start role-playing and be ready to perform in front of your classmates.

Use any available material that could serve as background.



Learning strategies

DRAMA:

- I try out different roles in make-believe play
- Acting in a play often makes meaning clear

H WRITE A PLAY AND PERFORM A PUPPET SHOW



1. Write the small play in 3 Acts. Work as a group and with your partners you can write the rest of the story. Prepare the dialogues and try them out using your puppets. When you have it all ready you can add it in your portfolio. Later on, when you have prepared a small stage and added some music you can play your puppet show in front of the class. Make a puppet, glue a face and clothes on to the body, according to the character you want to have. From a paper box make a stage. Your teacher could also videotape the performance and let you put it in your Portfolio.

2. **SHADOW PUPPET THEATRE – KARAGIOZIS:** You could write a small play and put on a show where you could use the characters of the Greek Shadow Puppet Theatre (Karagiozis, Hadziavatis, Aglaia, Barba-Giorgos, etc.) www.karagiozismuseum.gr. Also check the 5th Grade book of “Θεατρική Αγωγή”, pages 99-100. Work in groups of 4-5 and write your own imaginative story. Then create your puppets to play the parts of your heroes. Use music, lights and act out your story behind a translucent screen. Your teacher could help you with all the necessary information.



Shadow puppet from Java.



Lesson 2

WHAT AN EXPERIENCE!

A LEAD-IN: GETTING SCARED ►►

Have you ever had experiences which have made you really scared? Can you describe one of these experiences?

B READING



Read Mark, Kostas and Nadine's chat on the Net. Mark writes about an experience he had when he was walking home.

From the chat it is not very clear to you how things happened. For a better understanding, number the pictures that follow 1-5 in the correct order.

Mark: Hi there! How is everything? Let me tell you about a **nasty experience** I had yesterday afternoon.

Nadine: What happened?

Mark: Someone **scared me to death**.

Kostas: What do you mean?

Mark: Someone who seemed to be sleeping inside a car suddenly sat up. She **raised** her hands as if she wanted to attack me.

Nadine: What made that so scary?

Mark: When I first saw the person, she was so still she seemed dead.

Nadine: Where was the car?

Mark: Parked in the street on the way home.

Kostas: Was it during the day or at night?

Mark: It was in the afternoon.

Kostas: What was the car like? Was it old? Did it look strange?


Mark: No, it was a very nice new **convertible**.

Nadine: Did you know the person? Was it someone who played a trick on you?

Mark: Yees, it was my cousin Susan and her sister. Silly girls! She and her sister had come to visit us. Her sister was in the car and Susan was hiding behind some bushes. They **played a trick** on me to scare me. I didn't think it was very funny!



a




b



c



d



e

C USEFUL WORDS TO RETELL THE STORY

Find out the meaning of the following words (in bold in the text). Link the numbers to the letters. Use a dictionary to help you, if necessary.

- | | |
|-----------------------------------|---|
| 1. nasty | a. lifted up |
| 2. play a trick | b. very bad, awful |
| 3. experience | c. terrified me |
| 4. scared the daylights out of me | d. to do something that makes the other person feel bad |
| 5. raised | e. something which happens to you |
| 6. convertible | f. car with folding roof |

1.^b..... 2. 3. 4. 5. 6.

You want to tell a friend about what happened to Mark. Rewrite the story using some of the vocabulary you learned above.

D I WAS FRIGHTENED



Discuss. Work with 3 or 4 other pupils.

- ✓ How would you feel if you were in Mark's shoes* when he saw the woman in the car?
- ✓ What do you think of the joke that Mark's cousin played on him?
- ✓ How do you think Mark felt when he realised what was going on? Can you blame him?
- ✓ Do you approve of this kind of humour? Have you had a frightening experience. How did it happen?

* To be "in someone's shoes" means to be in someone else's situation.



8 Unit

E LISTENING: THE BROWNS AND THE GUNSHOT



The Brown family were at home last Tuesday evening. Each member of the family was involved in their own activities when suddenly a gunshot was heard in the neighbourhood. The police arrived within minutes and interrogated all the people in the neighbourhood. Here's the conversation among some policemen and the members of the Brown family. Listen to it and match the pictures with the Browns.

Mr Paul Brown
Mrs Diana Brown
Charles Brown
Angela Brown
Sam Brown



1.



2.



3.



4.



5.

GRAMMAR FOCUS

Study the following examples to see how we can talk about past events that happened or were happening at the same time. Fill in the picture with what was happening.

A BAD DAY

While I **was waiting** for the bus:
 a car **crashed** into the lamp-post,
 a child **dropped** her ice-cream,
 a dog **bit** another dog,
 a tall young man **slipped**
 on a banana skin, a fireman
saved a cat from the tree.
 a young man **fell off** his bicycle.



F SPEAKING: PART OF A STORY



Look at the following pictures. They give you part of a story. Work in groups and tell the story, giving your own ending to it. Then share your stories with the other groups.



If you find this activity too easy or too difficult, go to Appendix, page 145, Activity A.

G WRITE A SHORT STORY



You have decided to enter a short-story competition organised by an international magazine for young readers.

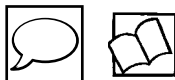
1. Work with your partners.
2. Use all the ideas you came up with in the Speaking task above to write your short story.
3. Remember to use linking words or phrases, such as *First*, *Then*, *After that*, *Finally*, *As soon as*, *While*, *When* etc. to make your story more interesting to read or listen to.
4. If you don't like the story in the task above, on a separate piece of paper write your own story (7-10 lines).
5. Use drawings or anything else you can think of to illustrate your story.



Lesson 3

A TRADITIONAL STORY

A SPEAKING: EASTER DAY



What would you say if someone asked you about Easter around the world? How much do you know about customs in Greece as well as in other countries?

Let's see what some students discovered about Easter customs working on a school project.

Κέρκυρα, το σπάσιμο των Μπότιδων

"...On Easter Day, all the people of this Greek village attended the mass and then walked to the countryside. The Easter tables were set and the men were roasting the Easter lamb. They sat down at the tables, offering Papa-Kyriakos, the priest, a special seat. And then the feast began. They were eating happily, enjoying their Easter meal after a 40-day fast. Grown-ups were drinking local wine and joking while children were playing and singing, wishing everybody "Happy Easter".

From "Εξοχική Λαμπρή" by Αλέξανδρος Παπαδιαμάντης



"...At Easter there were programs on the Norwegian TV of another kind: detective series.

Nobody quite knew why, but for some reason Easter is the most popular time for reading crime stories and detective novels in Norway. The TV stations all had at least one detective series on the air at Easter. The series and the books were referred to as "Easter-crime".

Going skiing in the mountains is for many Norwegians what Easter holidays are all about. Getting away from the city, enjoying the snow and the weather and not to mention getting a tan to show off when back at work are popular things to do during the vacation...."

From Olaf Amundsen, Norway

"...In many communities in Mexico, the full Passion Play is enacted from the Last Supper, the Betrayal, the Judgement, the Procession of the 12 Stations of the Cross, the Crucifixion and finally, the Resurrection. The enactments are often nicely staged, costumed and acted, with participants preparing for their roles for nearly the full year leading up to Semana Santa (Holy Week)...."

From Esther Martinez, Mexico City

Now discuss for a few minutes with your partner. Refer to the customs mentioned in the texts above and which you found were different from those in your country. Then talk about any other Easter customs you may know about.

Look at Appendix, pp. 146-148 more information on Easter customs in other countries. Report to the class.

COUNTRY	SIMILARITIES	DIFFERENCES
Greece		
Norway		
Mexico		

CROSS CURRICULAR PROJECT

- Now, work in groups of 3-4 pupils and make a story of your own. Imagine that last Easter you visited one of the three countries mentioned above. When you came back you wanted to write this story and send it to another friend who lives in Australia. Can you agree with your partners and write what you saw and did in the country you visited?
- Look at the Appendix, page 148, and try and memorize as many "Happy Easter" phrases as you can in different languages.



SELF-ASSESSMENT TEST



Name:..... Class:.....

Date:..... Score:...../ 100

A. Put the verbs in brackets into the correct form.

- The Titanic (cross) the Atlantic when she (hit) an iceberg.
- I (watch) a mystery film on TV the other day when the electricity (go off)
Now I'm never going to find out how the film ends.
- Sharon (be) in the room when Jack told me what happened, but she (not hear)
..... anything because she (not listen).....
- I (call) you last night after dinner, but you (not be)there. Where (you/
be)?
- I (work out)..... at the gym.
- Sue is in the living room, watching TV. At this time yesterday, she (also watch)..... TV.
That's all she ever does, I'm afraid.
- Mark (arrive) at Alice's house a little before ten o'clock, but she (not be)..... there.
She (study)..... at the library for her final examination in German.

Points: / 30

B. Write the words in the correct order to make sentences.

- Kate / rang / the / was / telephone / cleaning / when
.....

- sleeping / I / hear / because / I / his / didn't / story / was
.....

- ill / black / was / a / Bob / and / wearing / looked / coat
.....

- eating / TV / I / Leslie / was / while / watching / was
.....



5. While / cooking / was / Mum / left / I

.....

Points: / 30

C. Write the correct words into the gaps below.

did got became Once upon a time returned caught said told

(1), a very poor old couple lived in a small house near the sea. One morning, the fisherman went fishing and (2) a Golden Fish. The Golden Fish (3) to the fisherman: " If you save my life I can give you what/everything you want". The fisherman did not want anything and put the fish back into the sea. His wife however wanted a loaf of bread. The fisherman told the Golden Fish and that day his wife got a loaf of bread. But she wanted more: "I want a new washtub I can wash in". And she (4) her new washtub. She wanted more still: "I want a new house". And she got her new house. And more still:" I want to be the ruler of the province". And she (5) ruler, with beautiful clothes and many riches. And more still. She (6) her husband, "Catch the fish. I want to be the ruler of the seas". The fisherman caught the fish. But when he (7) home he saw his wife like she was at the beginning, poor and living in a little old house by the sea, with no food.

Points: / 40

Tick what's true for you:



Now I can:

- read a story or fairy tale
- work with the characters of the story
- use my imagination and think of possible endings in a story
- write my own dialogues and act them out
- write stories about past events
- narrate a story to my friends and family
- use the appropriate vocabulary and tenses when telling stories
- take part in a play or puppet show



Learning strategies in English

DRAMA:

- I try out different roles in make-believe play
- I become creative and use my imagination
- When I try out language I feel more secure
- Acting in a play often makes meaning clear
- I like working in groups
- I watch my colleagues and I correct myself

AMAZING PEOPLE AND PLACES

In this unit:

- ✓ We read about Dian Fossey who helped save gorillas in Africa
- ✓ We make a school newspaper
- ✓ We listen to people talking about Mikis Theodorakis
- ✓ We speak about past memories

How amazing!!!



MARK



KOSTAS



NADINE



Lesson 1 SHE HAS HELPED SAVE GORILLAS

A LEAD-IN ►►

Have you ever seen a real gorilla?
What do you know about gorillas?
Where do they live?



B READING



Read this interesting article that Kostas came across on the internet and after reading the article and decide whether the sentences are true (✓) or false (✗):

Dian Fossey became famous when her photo was on the front cover of the National Geographic magazine in January 1970. She was holding 2 baby gorillas. Dian was born in San Francisco, USA. After her university studies, she went to Africa where she decided to protect the mountain gorillas on the Rwanda-Congo border.



This is an article from an old newspaper from the 1970s. Dian Fossey tells a reporter a typical story about her work with gorillas.

“I am looking after this baby gorilla. Poachers* have killed 10 gorillas. There was the whole family group who was defending him. The poachers were only interested in the baby gorilla. They have received money to get young gorillas from the forests and sell them to zoos in Europe and America.

This is how it happens: European and American zoos contact forest rangers in Africa and ask them to find baby gorillas. The park rangers then contact poachers. Poachers then kill adult gorillas to steal their babies.

The poachers have looked after this baby gorilla very badly. They tied its hands and feet with metal wire. The wire has hurt its skin. It has also received very little food and no water.

I have spoken to the park ranger. I don't want this baby gorilla to leave Africa. It must go back to the forest. However, I know, because the zoo has paid the ranger, it will leave Africa and go to a zoo in America or Europe. The only thing I must do now is to make sure the baby gorilla is in good health before it leaves.

If we don't stop this traffic of baby gorillas, there won't be any gorillas left soon.”

Dian Fossey continued her work with gorillas for many years and because of her work she has saved this animal species from extinction.

Adapted from “Dian Fossey's Forgotten Gorilla Orphans” from www.ippl.org (International Primate Protection League website)

* Poachers = λαθροκυνηγοί

Decide whether the sentences are true (✓) or false (✗):



In Dian Fossey's story:

1. The baby gorilla has lost all its family.
2. The poachers have treated it well.
3. The poachers have given it a lot of food.
4. The poachers have given it a lot of water.
5. Dian wants to bring it back to good health.



The Present Perfect Tense

X.....X
Past **Present**

The Present Perfect connects the past with the present.

1. *For news*

Have you heard? He **has arrived**.

He's **won** the elections!

2. *With time words*

Have you seen Kostas recently?

Have you ever been to England?

3. *For situations "up to now"*

He came to Athens when he was twenty and he **has lived** there **ever since**.

She **has been** a teacher all her life.

Negatives:

I **have never seen** the Pyramids.

He **hasn't finished** his homework yet so he can't watch television.

Questions:

Have you ever taken a tram?

Have you ever eaten Chinese food?

9 Unit

C WRITING & SPEAKING

Write about some of the things you have or haven't done in your life upto now. Fill in the following chart.

I've been to...	I've travelled on...	I've eaten...
Countries & Cities	Transport	Foods from other countries
Italy	Bicycle	Chinese food

Share your results with your classmates and see what your classmates have done. This way you can learn more about your fellow pupils.

D LISTENING

Mark has recently watched "Zorbas the Greek" on television in England. Mark was impressed by the music. After the film, there was a short programme giving information about Mikis Theodorakis, the composer and musician. In the listening the speaker summarises the main themes of Theodorakis's life. Help Mark take down some notes.



1. His music
2. His political struggles
3. His role within Greek society.....
4. His commitments to humanity

E SPEAKING: PAST MEMORIES



Do some research at home and report back to your class. Small things make a difference in our lives. Ask your parents and grandparents about important things they did during their lives, which they want to be remembered for.

For example, Kostas's grandfather told him: "Throughout my life I've saved many dolphins from fishing nets."

F PORTFOLIO



The school year is nearing the end. What three things do you want to be remembered for this year? For example:

- I have never been late to class.
- I have always handed in my homework on time.

The three things from this year I want to be remembered for.

- 1.
- 2.
- 3.

As a class make a list of 10 things you can all be proud of which you have done during this year. Write them up on a poster and stick them up on your classroom wall.

CROSS CURRICULAR PROJECT


These are 3 famous people who have many sports records:

- **Yiannis Kouros:** The Greek ultra-distance runner, broke many ultra-distance running world records. One record: in 1996 in a stadium, he ran 294,546 kilometres in 24-hours, beating his own previous record by 8.1 kilometres.
- **Michael Schumacher:** He has won the Formula One World Championship 7 times.
- **Reinhold Messner:** He has climbed all of the 8 mountains in the world above 8000 metres.

Can you find other famous people who have many sports records like these, or any other records? Write sentences and find photos.



Everest



Michael Schumacher

9 Unit

Lesson 2

A TRIP TO DUBAI!



Part of Dubai from the air.

A LEAD-IN ►►

Tick *Yes* / *No*:

	Yes	No
Have you ever been to Dubai?		
Do you know what an artificial snow centre is?		
Have you ever been to an artificial snow centre?		
Have you ever been to a skating rink?		

B LISTENING



It's the Easter holidays in England and Ben is visiting his friend Mark at his house. Listen to the dialogue and complete the exercises that follow:

Tick *Yes* / *No*:

	Yes	No
a. Mark has been to Bahrain		
b. He's been to Dubai		
c. He's been skiing in Dubai		
d. He bought many things		
e. He's been to many beautiful places such as Dubai		
f. Ben has been alone because his parents are away for 2 days.		

C VOCABULARY

Use the words in the box to complete the sentences:
exhibition, artificial, luggage, financial, trip

- Can you help me with this _____, sir? It's very heavy.
- I've just come back from a _____ to Geneva. It was great!
- Something which is not real is _____
- His father has _____ problems at the moment because he has lost his job.
- There is a toy _____ at the mall. Can we visit it, Dad?



Past Simple and Present Perfect

Study the following examples to see how we can talk about past experiences in English.

Past Simple - "Finished actions"

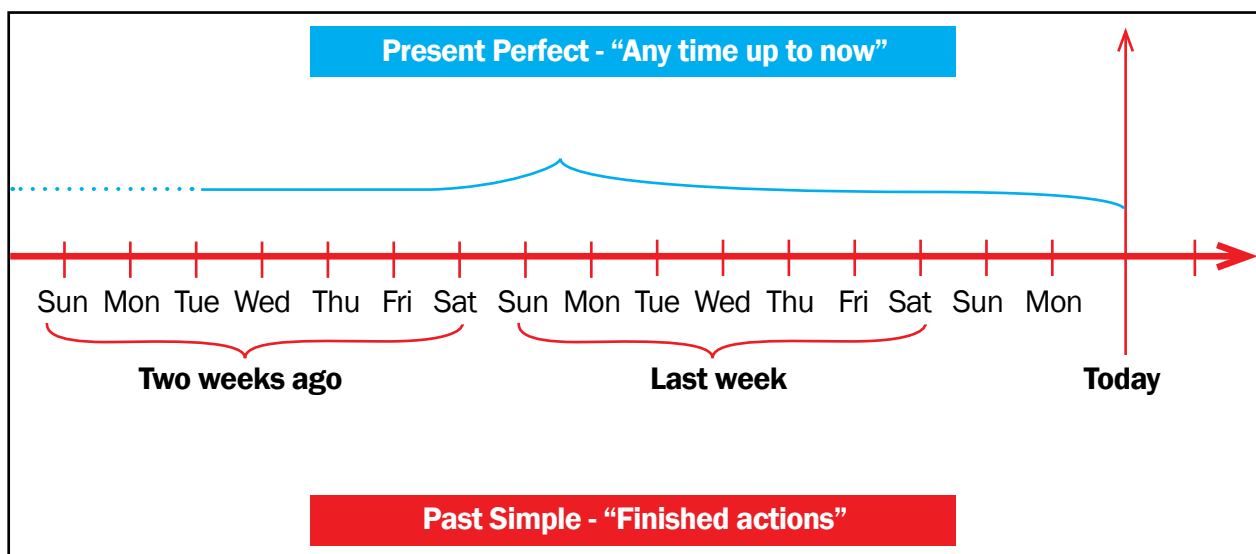
- A: **Have you ever been** on a picnic in a forest?
B: Yes, I **have**. We **went** there last Sunday and **we loved** it.
- A: **Did you do** your homework yesterday?
B: Yes, I **did**. I even **studied** for a test.
- A: **Have you ever eaten** Indian food?
B: Yes, I **have**. In fact, I **ate** some two weeks ago.
- A: **Have you seen** Mary this week?
B: No, I **haven't** but I **saw** her last week.

Present Perfect - "Any time up to now"

- A: **Have you tried** sushi?
B: No, I **haven't**, but I'd like to.
- A: Can you speak French?
B: No, I've **never studied** it.

TIMELINE

(The numbers in the timeline show when the events in the Grammar Focus happened)



D READING

Read the following article and complete the chart with the true (✓) or false (✗) questions.




Children's Art Competition in Ireland

The First Texaco Children's Art Competition ("Caltex") was organized over 50 years ago, in 1955. In 1955 there was no television and no rock and roll music. Children played with footballs, skipping ropes and other simple games. Children enjoyed using their imagination and found ways of saying what they saw and felt through drawings, paintings and other simple forms of creativity. Ireland was a quiet and peaceful agricultural nation, far away from the rest of Europe. The Caltex competition became famous immediately and brought together the children of Ireland.

Every year schools all over Ireland receive an invitation for their pupils to send in their works of art. There are several categories, depending on the children's ages. The prizes are handed out in Dublin and all the prize winners get a free trip to the capital city to attend the ceremony. Since 1955 many millions of Irish children have sent in their works. Some prize winners have become famous artists. We can say over the past 50 years children from every family in Ireland have sent in their works of art to the competition.



Bernadette Madden, now famous Irish artist, receiving her prize in 1966.



Adapted from:
www.texacochildrensart.com

	True	False
1. The Caltex competition began in 1995.		
2. The prize-winners go to London to receive the prizes.		
3. Since the competition began many millions of children have sent in their artworks.		
4. Each year, there is only one prize.		
5. Some children have become famous artists.		

E WRITING



Your pen friend has suggested exchanging your travel experiences. Write a letter to him/her talking about them. Talk about the places you have visited in your country (or abroad) so far, when you went there and what you saw:

Dear

I think your idea is terrific. So let me tell you where I've travelled so far. I've been to many places. I've been to.

Last year I went to

What about you?

Love,



Learning strategies

WRITING

- When I write a sentence, I always think about the person who will read it
- What exactly do I want to say?

F GAME: HAVE YOU EVER?



Each pupil gives the teacher 2 written questions they want to ask their classmates, to see who has done what. The questions must relate to good actions in your families and neighbourhood.

Examples:

- Have you ever helped someone who doesn't know Greek to understand street names?
- Have you ever helped clean up litter on a beach?
- Have you ever written to your local authorities about a problem in your neighbourhood?
- Have you ever written to a government official outside your local authorities?
- Have you ever helped your brother and sisters with their homework?
- Have you ever helped your parents with their housework?

Add to this list. The class must try to come up with at least 15 questions. The pupil who has done the most things wins. He/she will be the **Model Citizen of the Class!**

Lesson 3

NEWSPAPERS & HEADLINES

A LEAD-IN: The news, headlines and “announcements” ▶▶

Headlines in newspapers are often given just using the Present Simple tense. Few words make for a stronger headline. For example:

- **ITALY WIN THE WORLD CUP**
- **WAR BREAKS OUT BETWEEN AFRICAN COUNTRIES**
- **FAMOUS ACTRESS GIVES BIRTH TO BABY GIRL**

On television or the radio, headlines are usually given using the Present Perfect. Because it is official language, the sentences are not shortened but are in full.

The same headlines are as follows:

- **“ITALY HAVE WON THE WORLD CUP”**
- **“WAR HAS BROKEN OUT BETWEEN THE TWO AFRICAN STATES”**
- **“THE FAMOUS ACTRESS HAS GIVEN BIRTH TO A BABY GIRL”**

When we want to “announce” events in our daily lives we often use the Present Perfect:

“Our car has just broken down!”

“I’ve just cut myself”

Game: with your partners come up with 2 examples of “announcements”. These can be related to news headlines or from one’s daily lives. Make the announcements a little bit mysterious. See if the other classmates can guess the context.

PROJECT



Look at the Appendix, p. 149 and then make your own newspaper with interesting news from your school or town. Talk to people, make interviews and find out all the amazing stories they have experienced. Work in groups and collect the information before you write the articles. Make drawings or even stick pictures to make your newspaper more interesting.

Divide the groups as follows:

- Group 1** – News collecting group
- Group 2** – Photos group
- Group 3** – Article writers
- Group 4** – Designers
- Group 5** – Editors
- Group 6** – Salesmen (if selling it)





SELF-ASSESSMENT TEST



Name:..... Class:.....

Date:..... Score:...../ 100

A. Accomplishments. Important things that mankind has done.

Read the notes and make sentences:

Step/moon, 1. invent/telephone, 2. travel/other planets,
3. find/cure/many diseases, 4. fly/in planes, 5. cross/oceans, 6. build/skyscrapers,
7. explore/all the continents, 8. travel/in space, 9. invent/TV, 10. build/fast cars

He has stepped on the Moon.

1.
2.
3.
4.
5.
6.
7.
8.
9.
10.



Points: / 40

B. Correct the sentences (use the present perfect in all):

1. He has went to Peru.
.....
2. They has never been to the theatre.
.....
3. Did you saw the new spaceship? It's fantastic.
.....
4. How long did you live in Athens?
.....
5. They have went to the party?
.....



Points: / 15

9 Unit

C. The following are typical situations from everyday life. Look at the pictures and write what they have just done or haven't done yet:



1.
2.
3.
4.
5.

Points: / 25

D. Simple Past or Present Perfect? Fill in:

1. James is not here. He(go) jogging.
2. We(laugh) a lot at the party last night.
3.you ever (be) to Scotland?
4. Theynever (eat) sushi.
5. WhoJoanne(meet) yesterday?
6. I(not do) my homework yet.
7. Whatyou (see) at the aquarium?
8. My friends (spend) their holidays abroad last summer.
9. Theyalready(clean) their desks.
10. I(have) snails for dinner last night.

Points: / 20

Tick what's true for you:



Now I can:

- Say what I have done so far in my life
- Tell between what has happened (no specific time) and what happened (time given)
- Write and read newspaper articles



Learning strategies in English

WRITING:

- When I write a sentence, I always think about the person who will read it.
- What exactly do I want to say?
- I think about how to combine words.
- I take into account the context.

SUMMER IS HERE!

- In this unit:**
- ✓ We read about the Parthenon marbles
 - ✓ We write about ancient civilisations
 - ✓ We listen to a museum guide speaking about a famous painting
 - ✓ We speak about Athens *El. Venizelos* Airport

What is happening at Athens airport?

ARRIVALS ▾ ▲	AIRLINE ▾ ▲	FLIGHT	VIA	EXPECTED ARRIVAL ▾ ▲	SCHEDULED ARRIVAL ▾ ▲	REMARKS
New York (JFK)	Delta Airlines	DL 132		12/6/2008 09:50	12/6/2008 08:50	Arrived
New York (JFK)	Olympic Airlines	OA 412		12/6/2008 09:10	12/6/2008 09:10	Delayed
Philadelphia	US Airways	US 758		12/6/2008 09:15	12/6/2008 09:25	Arrived
Istanbul	Turkish Airlines	TK 1845		12/6/2008 09:45	12/6/2008 09:30	Cancelled
Stuttgart	Germanwings	4U 2684		12/6/2008 09:45	12/6/2008 09:40	Arrived
Thessaloniki	Aegean Airlines	A3 107		12/6/2008 09:50	12/6/2008 09:55	Arrived
Beirut	MEA	ME 251		12/6/2008 10:10	12/6/2008 10:05	Arrived
Larnaca	Aegean Airlines	A3 903		12/6/2008 10:15	12/6/2008 10:10	Cancelled
New York (Newark)	Continental Airlines	CO 104		12/6/2008 10:20	12/6/2008 10:20	Arrived

← Arrivals



Lesson 1

AT THE AIRPORT

A LEAD-IN

TOURISM IN GREECE


Look at the chart. Where do most tourists to Greece come from?

Why do visitors enjoy coming here? Discuss.

Make statements e.g. The UK is rainy, so British visitors come to Greece for the sun.

COUNTRIES	VISITORS TO GREECE
United Kingdom	1.479.452
Germany (wet/cold)	1.315.081
Italy (close)	689.376
France (no islands)	435.103
Holland (cold & windy)	382.861

Data from EOT, January - June 2005



B LISTENING




Nadine comes to Greece to spend her holidays with Kostas and Mark. Kostas meets Nadine at the airport. They speak about her flight and about Greek food. Fill in the missing questions.

..... How was your flight?

1 ?

2 ?

3 ?



A bit bumpy over the Alps.
My head is spinning
but I'll soon get over it.

Moussaka, what's that?
Is that a traditional dish?

I'm not crazy about aubergines.

That sounds delicious.

C VOCABULARY

Kostas is not sure what some of Nadine's expressions mean. Match them with their meaning and help him find out.

- | | |
|--------------------------|------------------------------|
| 1. a bit bumpy | a. not smooth |
| 2. my head is spinning | b. I don't like it very much |
| 3. I'll get over it soon | c. I feel a little dizzy |
| 4. traditional dish | d. local food of a country |
| 5. I'm not crazy about | e. I'll be fine in a minute |

1..... 2..... 3..... 4..... 5.....

D ROLE-PLAY

Mark's flight is finally here. Kostas and Nadine welcome him. Read the clues and act out the dialogue between Kostas, Nadine and Mark. The previous dialogue can help you.

CLUES

- | |
|--------------------|
| nice weather |
| watch film |
| drink orange juice |
| play video game |
| sleep |



E MEDIATION: SOMEONE WHO DOESN'T SPEAK GREEK

You are at the Athens International Airport waiting for a friend. A Canadian tourist who cannot read Greek is asking you if Flight OA661 from Mykonos has arrived. Look at the announcement board and explain to him what has happened to the flight.

ΑΦΙΞΗ ΑΠΟ	ΑΕΡΟΠΟΡΙΚΗ ΕΤΑΙΡΕΙΑ	ΠΤΗΣΗ	ΜΕΣΩ	ΑΝΑΜΕΝΟΜΕΝΗ ΑΦΙΞΗ	ΠΡΟΓΡΑΜ/ΝΗ ΑΦΙΞΗ	ΠΑΡΑΤΗΡΗΣΕΙΣ
ΜΙΛΑΝΟ ΜΧΡ	ALITALIA	AZ 728		03/02/07 18:15	03/02/07 18:25	Αφίχθη
ΝΤΥΣΣΕΛΝΤΟΡΦ	ΟΛΥΜΠΙΑΚΕΣ ΑΕΡΟΓΡΑΜΜΕΣ	OA 182	ΘΕΣΣΑΛΟΝΙΚΗ	03/02/07 18:10	03/02/07 18:30	Αφίχθη
ΜΥΚΟΝΟΣ	ΟΛΥΜΠΙΑΚΕΣ ΑΕΡΟΓΡΑΜΜΕΣ	OA 661		03/02/07 19:00	03/02/07 18:30	Καθυστέρηση
ΝΤΥΣΣΕΛΝΤΟΡΦ	AEGEAN AIRLINES	A3 541	ΘΕΣΣΑΛΟΝΙΚΗ	03/02/07 18:50	03/02/07 18:50	Αναμενόμενη
ΣΑΝΤΟΡΙΝΗ	ΟΛΥΜΠΙΑΚΕΣ ΑΕΡΟΓΡΑΜΜΕΣ	OA 559		03/02/07 19:05	03/02/07 19:05	Αναμενόμενη

CROSS CURRICULAR PROJECT

A. HOW TO PRESENT A PLACE

Organise a presentation of the Athens International Airport. Talk about the area, the buildings, the number of passengers and flights, the airlines and the facilities. Use the information in the box below. You may find www.aia.gr useful.

Differentiated Pedagogy ():** Appendix, page 150, Activity A. Here you may find an information table about the London Heathrow Airport. More competent pupils can use both tables and present a comparison between the two airports. You may find www.heathrowairport.com, the official site of Heathrow airport, useful.

Information	
1. Serves	Athens
2. Distance from Central Athens	30 km
3. Opening date	March 2001
4. Number of Runways	2
5. Length of Runways	4,000 m.
6. IATA Code	ATH
7. Awards	European Airport of the Year 2004 (ITM awards), Best Airport in Southern Europe 2005 & 2006 (Skytrax Awards)
8. Passengers in 2006	15 million
9. Planned passenger handling	50 million
10. Served by	Attiki Odos, Athens Metro, Proastiakos Railway, Express Buses

B. HOW TO ORGANISE A PRESENTATION BASED ON YOUR SENSES:

Imagine either one of these two places:

Pelion (Magnisia), Zagorochochia (Epeirus)

Imagine the following five ways of sensing:

- What can you hear?
- What can you see?
- What can you smell?
- What can you feel?
- What can you taste?

Now put your notes together and «paint» a complete picture of the place». Following that you may also want to add some information about the history of the place you have chosen.




Zagorochochia (Epeirus)

Lesson 2

TOURISTS LOVE VISITING PLACES

A LEAD-IN ►►

Have you ever visited a museum?
Where was it? What did you see there?
Was there something which impressed you?



B READING

Read this text about the Parthenon Marbles and give your opinion below.

Members of the Parliament - Early Day Motion

The present Parliament congratulates Channel 4 for the quality and the success of its recent programme «Fifteen-to-one», which was especially dedicated to the Elgin Marbles. During the telephone vote after the programme, 92.5% of the total 100,000 voters were in favour of the return of the Marbles in Greece. We believe that today the whole case about their return has been forgotten. Therefore, we call upon Her Majesty's Government to start immediately with negotiations on the matter with the Greek government.

Signed by more than 100 members of the British Parliament (London, 19/6/1996)

Now give your opinion



C DEBATE: RETURNING THE PARTHENON MARBLES



Should the Parthenon Marbles be returned to Greece or not? Now, it is your turn to discuss and decide. You can start a debate between two groups of students. The first group should support the return of the marbles and the second group should be against it. Choose a chairperson, make some notes and start the debate.

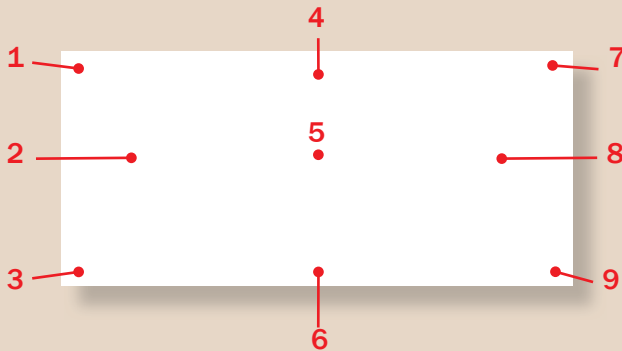


To get some ideas go to the Appendix, Activity B, page 150.

GRAMMAR FOCUS

We can talk about the position of an object (or a person) in a picture/drawing/photo using the following phrases

- | | | |
|-----------------------------------|------------------|------------------------------------|
| 1. In the top left-hand corner | 4. at the top | 7. in the top right-hand corner |
| 2. on the left | 5. in the middle | 8. on the right |
| 3. in the bottom left-hand corner | 6. at the bottom | 9. in the bottom right-hand corner |



D LISTENING

The children of a school in New York are visiting the Museum of Modern Art (www.moma.org). They are very interested in a painting of Mark Chagall called **I and the Village**. While the teacher is explaining the different parts of the painting, circle the objects she is describing.

10 Unit

E ROLE-PLAY

It is Friday evening and the children want to find a nice restaurant for dinner. Look at the following and decide which is the best choice for a healthy meal. Discuss together with your classmates.



The Minoan

Traditional Greek Taverna
Open: Tuesday to Sunday
Greek cuisine and specialities
Saturday: Greek dancing

Il Ristorante

Italian cuisine.



*Some Greek specialities, hamburgers
Quick service, good prices, live music
Open: Wednesday to Sunday*



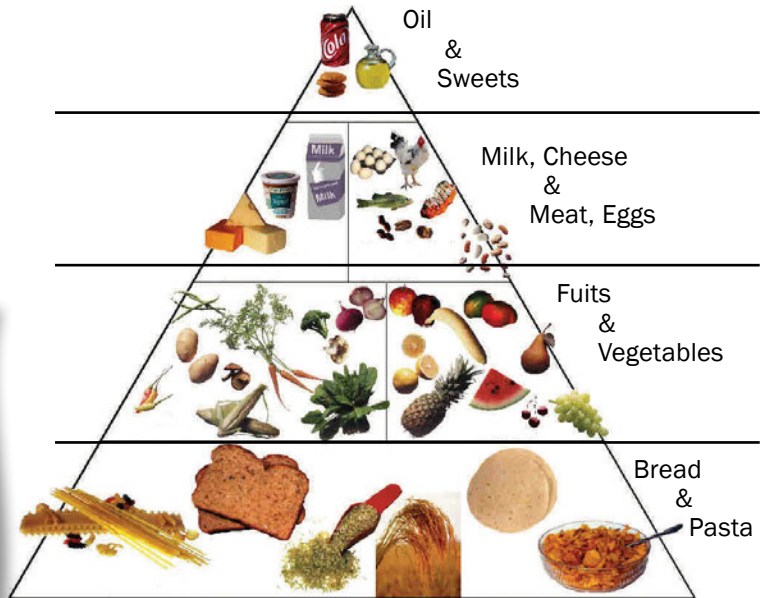
The Golden Dragon

*Chinese restaurant
Excellent service, beautiful atmosphere
Open: seven days a week*

Rock Burger

**The best burgers in town
Lively atmosphere, rock music,
cheap prices
Open seven days a week**

THE FOOD PYRAMID



F PORTFOLIO

Nadine is keeping a diary. She is writing about the places she has visited in Athens and also about the places she is going to visit the two following days. Fill in the following spaces. Look at the table in the Appendix, Activity C, page 151, to help you.

Date:/...../.....

Dear Diary,

I arrived in Athens on the 4th of July with my mother. Kostas was waiting for me at the airport with his father and Mark arrived some time later.

Eleftherios Venizelos is the airport I have ever seen.

On July 5th we visited

Yesterday we

Today we are going to

Tomorrow we are going to

There are so many places to see in Athens that it's impossible to see them all in 4 days. I feel tired already but I have lots of photos. The food is great. I love pita souvlaki and tzatziki. Write again soon.



G SPEAKING

The following week the children are visiting Crete with their parents. They are lying on a beach and they are thinking of their beautiful holidays in Greece. Look at the pictures and make the dialogues in groups of three.



10 Unit

Lesson 3

MYTHS AND LEGENDS

A LEAD-IN ►►

Travelling is a good way of getting to know the world's myths. Do you know about any of these myths? Discuss with your partner and then with the rest of your class.



B READING



Robin Hood is one of the most famous English legends for children. How did he get the name «Hood» and who were his «Merry Men»? Read the passage in the Appendix, Activity D, page 152 to find out.



Robin took his surname from

.....

The Merry Men were

.....

C PORTFOLIO



Collect information and pictures about gods from other civilizations from around the world. For example: Mexico (Aztecs), Peru (Incas), Norway (Vikings). Stick the information you find on cardboard and put it up on your classroom wall. Don't forget to show pictures.

 For extra Portfolio work, see Appendix, Activity E, page 152.

Inca god



Aztec temple





SELF-ASSESSMENT TEST



Name:..... Class:.....

Date:..... Score:...../ 100

A. Word categories: Where can we see the following?


Sculptures, quick service, passengers, goddess, traditional dishes, flights, food, temple, announcement, international cuisine, frieze, baggage

Airport	Archaeological sites	Restaurant

Points: / 24

B. Choose the correct word or phrase:

- Tony in Tokyo for five years, but he left in 2001.
 - lives
 - lived
 - is going to live
- Somebody my bicycle. Now I'll have to walk home.
 - stole
 - steals
 - has stolen
- Tomorrow we to Bermuda.
 - are flying
 - fly
 - flew
- The Titanic in 1912.
 - sinks
 - has sunk
 - sank
- She after the ice cream truck, but she couldn't reach it.
 - runs
 - ran
 - is running
- Jimmy Dubai.
 - already visits
 - has already visited
 - visited
- I my key yesterday, so I couldn't get into my house.
 - have lost
 - losed
 - lost
- Have you had the measles?
 - ever
 - never
 - yet



HMS Victory


10 Unit

9. I believe I James at the party tomorrow.
 a. saw b. see c. will see
10. I have done the washing up. The kitchen is clean.
 a. yet b. already c. never

Points: / 40

**C. Mark has been to Paris and Nadine wants to find out more.
 Fill in Nadine's questions to Mark:**

- Nadine:
- Mark: Yes, I went last Easter.
- Nadine:
- Mark: I went with my school.
- Nadine:
- Mark: Yes, we went to the Louvre the first day we got there.
- Nadine:
- Mark: No we didn't see the Mona Lisa because there were too many people.
- Nadine:
- Mark: Yes, we saw the Venus of Milo.
- Nadine:
- Mark: Yes, I'd like to go to Paris again, next time with my family.



Points: / 36



Tick what's true for you:



Now I can:

- Write a postcard, a diary
- Welcome a friend and ask him about his trip
- Read a text about the past
- Describe a picture
- Speak about my holidays
- Use the verb tenses to narrate a story



Learning strategies in English

STRATEGIES TO GET INFORMATION:

- I can read a text in Greek and present its main points in English
- I ask experts for information
- I check any information with my group
- I use encyclopaedias to get information

UNIT 1

INTERNET FRIENDS AROUND EUROPE

LESSON 1-2

Activity A.

Two pupils talk about themselves. Listen to them and fill in the chart to find out what they like. Compare their hobbies with your class hobbies to find out if you share common interests.

Name	Age	Likes	Favourite hobby
Susan	11	computers	
Tom	10	reading	

Activity B.

Fill in the chart using the information in the dialogue to find out if you have something in common:

Name	Age	Country	Likes	Dislikes
Mark		England	Tests	
	12		Studying	
Kostas				Tests

Activity C.

Good morning in 10 different languages

Can you guess which Good Morning goes with which language? Your teacher will help you! Try to read out the different languages! Remember some of them. When you meet children from those countries you will be able to say one thing in their language!

1. Albanian	A. Guten Morgen
2. Arabic	B. Ni zao
3. Dutch	C. Goedemorgen
4. Finnish	D. Buenos días
5. French	E. Bonjour
6. German	F. Dobroye utro
7. Italian	G. Buon giorno
8. Mandarin (China)	H. Mirëmëngjes
9. Russian	I. Sabaah el kheer
10. Spanish	J. Hyvää huomenta

For a more challenging version, find other expressions like these in other languages. Ask your classmates who come from other countries. Present the expressions in class.

PROJECTS

EITHER Collect similar information about Greece, or any other country you are interested in or you come from. You may use encyclopedias, Geography books, tourist guides, web sites or anything else you find useful. Present the information in class with pictures of the country and some short texts giving basic information about this country (You may use text from p. 22 for help).

OR Together with your group members try to collect labels or boxes from various products we can find at the supermarket. Then stick them on a cardboard writing down the country of origin and draw the map or flag of this country. Have a look at your Geography book and write some phrases or words in the language of this country. You can add any other information you find suitable for a good presentation of this/these countries.



Symbols of Great Britain

Black cab

The black cabs (taxis) are a characteristic feature of London. They are being modernized but they keep the same shape and colour because they are classic.



Coat of Arms

A coat of arms is a set of pictures painted on a shield, which represent a family or a town. The Royal Coat of Arms of the United Kingdom is a shield divided in four parts. A lion supports the shield on the left and a unicorn on the right. On top of the shield we can see the Royal Crown.



Cricket

Cricket is England's national sport, but it is not as popular as football. It is played in the country on Sundays from April to August. It is played by two teams of 11 players each. The players hold a bat with which they hit a ball.



Cup of tea

The afternoon tea is a tradition in England, although people today do not have time for tea at home. In fact, it is a small meal which consists of tea or coffee and scones (small cakes), sandwiches and pastries.



Fish and chips

Fish and chips is the classic English take-away food and the traditional England's national food. The fish is fried and eaten with potato chips. Traditionally it was eaten using your fingers, but today small wooden forks are provided.

Post box

A red cylindrical metal box put in public places in which people put the letters they want to send.

Prince Charles

Prince Charles, the Prince of Wales, is the eldest son of Queen Elizabeth. He was born in 1948 and he is going to be king one day. He loves gardening, sports and painting. He has two sons, Prince William and Prince Harry. He is first in line to the British throne.



UNIT 2

SCHOOL LIFE AND THE WORLD AROUND US

LESSON 3

Activity A.

DOs and DON'Ts in England

✓ Do stand in line

In England people like to form queues and wait patiently for their turn to come.
e.g. *boarding a bus.*

✓ Do say "Excuse me"

When someone blocks your way, say "excuse me" and they will move out of your way.

✓ Do say "Please" and "Thank you".

It is very good manners to say "please" and "thank you". It is rude if you don't.

✓ Do remember your table manners.

Eat with a knife in your right hand and a fork in your left hand and don't eat off someone else's plate.

✗ **Do not greet people with a kiss.**

The English only kiss people who are close friends and relatives.

✗ **Do not ask personal questions.**

Do not ask intimate questions such as “How much money do you earn?”, “How old are you?” (for older people), or “Why aren't you married?” etc.

✗ **Do not speak with your mouth full.**

✗ **Do not talk loudly in public.**

UNIT 3

PLACES

LESSON 1-2

Activity A.

Map - Central London



© 2006 Google - Map data © 2006 TeleAtlas

LESSON 3

Activity A.

Read the two texts about these two cities, Frankfurt and Venice. Then try and match the pictures below with the right text. Put numbers 1 or 2 in each picture. Discuss your choices with your partner.

1. Read about the city of Frankfurt


Welcome to Frankfurt! We would like to invite you to take a closer look at Frankfurt, the metropolis, where everybody feels at home. Frankfurt is the largest financial centre in Europe, a global village, a melting pot of cultures, languages and lifestyles.

Travelling around.

Getting around Frankfurt is easy and convenient, thanks to a modern public transportation system. You can use streetcars (trams), buses, rapid trains and the underground. The fastest way of travelling within the city of Frankfurt is the 'U-Bahn', the underground train.

The city

Frankfurt is a city of contrasts, a city of variety. Take some time to discover it. It is a city of trade fair, a financial centre, a major European metropolis but also a city of intellect, of apple wine of green spaces and of 180 nationalities.



2. Read about the city of Venice.

Venice is a very old city, full of monuments of extraordinary beauty. That is why it is a tourist attraction like no other in the entire world.

How to get around in Venice.

The only way to get around in Venice is to walk or take a boat. Many Venetians have their own boats but the visitor will have to take a taxi or a public boat in order to move around the canals of Venice. The different types of public boats are: vaporetto (water bus), motorscafo (water taxi) and gondola. The famous gondola is certainly the finest way to move about the canals of Venice on romantic moonlit nights.

For the water taxi, the fares start from 50 €. You have to be careful, though, especially in Tronchetto (the island with the biggest car park) because unlicensed water taxis are not to be trusted and sometimes they can be dangerous, too!



1.



2.



3.



4.



5.

UNIT 4


CHRISTMAS EVERYWHERE

LESSON 2


Activity A.

Role-play cards

cousin
Nick



model car



Price
\$ 19.99

father



After shave



Price
\$ 24.99

grandma



chocolate



Price
\$ 9.99

grandpa



slippers



Price
\$ 19.99

mother



Perfume



Price
\$ 24.99

sister
Maria



doll



Price
\$ 15.99

LESSON 3

 *Activity A.*

This is a beautiful Christmas poem. Read it together first and see what the poem is about. Then each student should learn 2 lines by heart. The whole class can then recite the poem off by heart!



A letter to Santa

- | | |
|---|--|
| <p>1 Snowflakes softly falling
Upon your window they play.</p> <p>2 Your blankets snug around you,
Into sleep you drift away.</p> <p>3 I bend to gently kiss you,
when I see that on the floor</p> <p>4 there's a letter, neatly written,
I wonder who it's for.</p> <p>5 I quietly unfold it
making sure you're still asleep.</p> <p>6 It's a Christmas list for Santa
one my heart will always keep.</p> <p>7 It started just as always
with the toys seen on TV,</p> <p>8 A new watch for your father
and a winter coat for me.</p> <p>9 But as my eyes read on
I could see that deep inside</p> <p>10 there were many things you wished
For that your loving heart would hide.</p> <p>11 You asked if your friend Molly
could have another Dad;</p> <p>12 It seems her father hits her
and it makes you very sad.</p> <p>13 Then you asked dear Santa
if the neighbors down the street</p> <p>14 Could find a job, that he might have
some food, and clothes, and heat.</p> <p>15 You saw a family on the news
whose house had blown away,</p> <p>16 "Dear Santa, send them just one thing,
A place where they can stay."</p> | <p>17 "And Santa, those four cookies that
I left you for a treat,</p> <p>18 Could you take them to the children
who have nothing else to eat."</p> <p>19 "Do you know that little bear I have
the one I love so dear?</p> <p>20 I'm leaving it for you to take
to Africa this year".</p> <p>21 "And as you fly your reindeer
on this night of Jesus' birth,</p> <p>22 Could your magic bring to everyone
goodwill and peace on earth".</p> <p>23 "There's one last thing before you go,
so grateful I would be,</p> <p>24 If you'd smile at baby Jesus
in the manger by our tree."</p> <p>25 I pulled the letter close to me
I felt it melt my heart.</p> <p>26 Those tiny hands had written
what no other could impart.</p> <p>27 "And a little child shall lead them,"
was whispered in my ear</p> <p>28 As I watched you sleep on Christmas
Eve while Santa Claus was here.</p> |
|---|--|

Author: Unknown
(authentic from: geocities.com)

UNIT 5

READY FOR ACTION

LESSON 2

 **Activity A.**

Students work in pairs. Each pair should decide how they can organize a small project to inform pupils in other schools around the world about environmental problems in our town/city/country. You must think of 2 or 3 activities that you can prepare with your partner and make a list. Think of using the Internet – email or chat room – sending photographs, preparing a small video, drawings, recommending relevant websites or books in English, preparing a poster or a leaflet, etc. You've only got 3 days to prepare your project. Discuss with your partner:

- Which problem(s)?
- Which activities and when? (Use the diary below) , and finally,
- Before you start tell the rest of the class about your project.

Ideas for organizing activities:

- ✓ Produce leaflets or brochures to inform people
- ✓ Produce posters for the school or other public places in your area
- ✓ Organize an exhibition with drawings showing the problem
- ✓ Collect articles, posters, pictures and other material relevant to the problem of excess rubbish and recycling
- ✓ Use material that can be recycled to make new objects and present them
- ✓ Prepare a school newspaper
- ✓ Prepare an exhibition of photographs on the problem
- ✓ Prepare a small video
- ✓ Organize an exhibition with all the material collected and give a talk or ask some expert give a presentation

**Relevant sources and websites for the Unit****Websites**

www.wwf.gr/index.php → The official site of WWF Hellas with useful advice on recycling.

www.greenpeace.gr → The official site of Greenpeace in Greece.

www.epa.gov/recyclecity/ → Full of activities and games for children that develop the idea of saving energy and reducing waste.

<https://www.glassrecycle.co.uk/> → Pupil-friendly activities and info about glass (history- production- reason for recycling).

Recycling colouring Book for Kids.

www.recyclezone.org.uk → Site for schools, children and teachers with information on the 3Rs: reduce, reuse and recycle. It includes games, practical activities and teacher-specific information.

Greek e-magazine on ecology.

Articles in Books & Magazines – Readers, etc.

- Γλώσσα Ε' Δημοτικού- «Της Γλώσσας Ρόδι και Ροδάνι» - α' τεύχος (σελ. 15) HELMEPA. (σελ. 21) Resources.
- Φυσικά Ε' Δημοτικού – «ΕΡΕΥΝΩ ΚΑΙ ΑΝΑΚΑΛΥΠΤΩ» - Βιβλίο Μαθητή (σελ. 21) Rubbish and Recycling (σελ 103) Noise
- ΟΙΚΟ ΤΗΣ ΚΑΘΗΜΕΡΙΝΗΣ , ΙΑΝΟΥΑΡΙΟΣ 2006, ΤΕΥΧΟΣ 40 (σελ 36-38)
- OXFORD BOOKWORMS FACTFILES – OXFORD UNIVERSITY PRESS.

A series of Readers dealing with environmental issues. Some titles of interest:

“Pollution” by Rosemary Border

“Rainforests” by Rowena Akinyemi



LESSON 3

Οδηγός του καλού επισκέπτη στο Ζαγόρι

- Αν θέλετε να σταθείτε για να ξαποστάσετε δίπλα σε ένα ποτάμι ή στο δάσος, αποφεύγετε τη χρήση σαπουνιών ή άλλων ουσιών που ρυπαίνουν και απειλούν την ευαίσθητη χλωρίδα και πανίδα της περιοχής.
- Όταν απολαμβάνετε μια βόλτα στη φύση, καλό είναι να είστε εφοδιασμένοι με μια σακούλα για τα απορρίμματά σας. Τα σκουπίδια είναι μεν στοιχείο του σύγχρονου πολιτισμού μας, δεν έχουν όμως καμία θέση στη φύση.
- Αποφεύγετε τη δυνατή μουσική, τις φωνές ή την πρόκληση δυνατών θορύβων. Η φύση παίζει τη δική της ωραία μουσική.
- Σε κάποιες ταβέρνες της περιοχής ίσως σας προσφέρουν παράνομο κυνήγι (π.χ. αγριόγιδο ή ζαρκάδι), σε «αλμυρή» βέβαια τιμή. Αρνηθείτε να καταναλώσετε παράνομο κυνήγι, καθώς έτσι ενθαρρύνετε την εξαφάνιση της σπάνιας άγριας πανίδας της περιοχής από επαγγελματίες που θησαυρίζουν εις βάρος όλων μας.
- Αποφεύγετε να κόβετε λουλούδια καθώς, εν αγνοία σας, μπορεί να κόψετε ένα από τα σπάνια, προστατευόμενα και ενδημικά φυτά της περιοχής.



THE RECYCLING BOARDGAME



Language Focus: Recycling



Players: 2-4



You Need: 1 board, 1 dice, 1 counter each, 1 pencil and 1 truck card each (which you can photocopy from the Pupil's book and cut out).



How to play:

1. Choose a different counter each and place it on 'start'. Then choose one of the recycling trucks (Glass, paper, Plastic or Aluminium).

2. Throw the dice once each in turn. The player with the highest number goes first.





3. Take it in turns to throw the dice and move your counter around the board.

4. When you land on a square you see what item you are on. If you have it in your truck you delete it. If not, the next player goes on to throw the dice.

5. **Bonus:** If you throw a 6, you can throw the dice again (max. 3 times).

6. The **winner** is the first to eliminate all the recycling from his/her truck.

THE RECYCLING GAME



UNIT 6


GOOD, BETTER, BEST!

LESSON 1-3

Activity A.

Think of a product that you like and write an advertisement. Try to think of as many advantages as you can to persuade your customers to buy this product. Use a lot of superlatives. Draw the product in the box or stick a photo if you have one. Use the ideas below to help you:

There are no words to describe the new
 It is the newest/best/smallest/cleverest etc. in the market.
 You canwith it. It can change your life! Buy it now!





HOW TO WRITE A GOOD ADVERT

Remember AIDA: Attention, Interest, Desire, Action.

1. **Attention:** This is generally achieved by the main title of the advert. You should make some sort of promise.
2. **Interest:** Through the main text you try and relate to what the reader thinks about the issues concerned.
3. **Desire:** The reader of the advert must want what you are advertising.
4. **Action:** decide what you want the reader to do.

Tips:

- Make the advert easy to read. Use simple language. Efficient writing enables efficient reading.
- Use language that your reader uses.
- Use short sentences.
- Use bullet points and short paragraphs.
- Get the reader involved. Refer to the reader as 'you'.
- Try to incorporate something new, innovative, exciting, challenging - people are attracted to new things.
- Stress what is unique.

UNIT 7

GOING BACK IN TIME

LESSON 1-3

Activity A.

Fill in the following box giving information about Shakespeare and his work.

Name:

Occupation: *playwright*.....

Time of birth:

Hometown:


Tragedies: *Hamlet*,.....

Comedies:

Anything else?:

“To be or not to be”

This is the beginning of perhaps the most famous monologue in literature. The words reflect the state of sadness and desperation of Hamlet, the Prince of Denmark. His father, the King, died. His mother the Queen, remarried after his father's death. This disturbed Hamlet greatly, because she married the King's brother, Hamlet's uncle Claudius. Claudius is now King of Denmark. Hamlet feels much worse when from the ghost of his dead father he learns it was Claudius who killed his father. Within this difficult situation, Hamlet now thinks about what he must do next.



UNIT 8

ALL ABOUT STORIES

LESSON 1-3

Activity A ()*

Look at the following pictures. They give you part of a story. Work in groups and give your own ending to it. Then share your stories with the other groups. You can use a dictionary or ask your teacher to help you with unknown vocabulary.



PROJECTS

- ✓ You can work with other pupils and borrow another book from the school library. You can read it and then write a small summary of the story. It can be put in the book corner board in your classroom or the school newspaper. Then your classmates will be able to know more things about this book and read it themselves.
- ✓ Make a list of Easter symbols throughout the world. Use the Internet, encyclopaedias, books or other sources of information. List your findings in a chart.
- ✓ Have traditional customs changed over the years? Make a list of customs from Greece or any other country you know well and next to this write whether these customs have changed in recent years. List what you have discovered in a chart.

Holidays & Traditions

Easter in Norway

Easter in Norway is dominated by Easter chickens, Easter eggs in all colors and occasionally Easter bunnies. Yellow chickens are everywhere at Easter time. Drawn chickens, plastic chickens, cotton chickens, chickens made of all sorts of materials can be seen in private homes, shop windows, newspapers and magazines, on plastic bags and on television. It's no wonder yellow has become the color of Easter in Norway.

Maundy Thursday, Good Friday and Easter Monday are national holidays in Norway. School children however have 6 days of Easter vacation (not counting the weekends).

The Norwegians in general do not pay much attention to the religious aspect of Easter. Of course they know the story, but only some will go to church services.

*A typical
Easter chicken with a
decorated Easter egg.*



*Easter chicken skiing -
just like the Norwegians
themselves do.*



*Easter holiday in the
mountains:
Skiing*



Easter in Mexico

Easter celebration in Mexico is held as a combination of two separate big observances - Semana Santa and Pascua. The former means the whole of the Holy Week - Palm Sunday to Easter Saturday. And the Pascua is the observance for the period from the Resurrection Sunday to the following Saturday.

For most Mexicans, this two-week period is the time for a great vacation. People enjoy this time with the community of their choice.

Semana Santa celebrates the last days of Christ's life. Pascua is the celebration of the Christ's Resurrection. It is also the release from the sacrifices of Lent.

In many communities, the full Passion Play is enacted from the Last Supper, the Betrayal, the Judgement, the Procession of the 12 Stations of the Cross, the Crucifixion and, finally, the Resurrection. In some communities, real crucifixion is included. The enactments are often nicely staged, costumed and acted, with participants preparing for their roles for nearly the full year leading up to Semana Santa.





Easter in Africa

In Africa, Easter is celebrated as a main function of the Christian communities. In the Easter Vigil hundreds of people assemble in the church building. In most parish churches the Easter Vigil is anticipated, because there are no lights, usually beginning at 3pm and finishing at dark, around 6pm. The church is decorated by Vitenge and Kanga, clothes made up in the form of butterflies, flowers, banana trees etc. Christian hymns are accompanied by the beating of drums and Kigelegele, the high-pitched sounds made by women.

HOW TO SAY "HAPPY EASTER" IN DIFFERENT LANGUAGES

- | | |
|-----------------|----------------------------|
| • Catalan: | Felices Pasques |
| • Chinese: | Fu huo jie kuai le |
| • Croatian: | Sretan Uskrs |
| • Danish: | Gldelig Pske |
| • Dutch: | Gelukkig Paasfest |
| • French: | Joyeuses Paques |
| • German: | Frohe Ostern |
| • Hungarian: | Boldog Husveti nnepeket |
| • Italian: | Buona Pasqua |
| • Lihuanian: | Linksmu Velyku |
| • Modern Greek: | Kalo Pascha |
| • Norwegian: | God pske |
| • Polish: | Wesolych swiat |
| • Portuguese: | Boa Pascoa |
| • Russian: | Schtsjastlivyje Paschi |
| • Serbian: | Hristos voskrese |
| • Spanish: | Felices Pascuas |
| • Swedish: | Glad Psk |
| • Turkish: | Mutlo (eller Hos) Paskalya |
| • Yiddish: | A fraylekhn Pesah |



UNIT 9

AMAZING PEOPLE AND PLACES

LESSON 3

HOW TO CREATE A SCHOOL NEWSPAPER

Main Steps

- SUPPORT: Have a teacher back up your plan – it helps a lot!
- TEAM: Find other pupils to make a team. Some to write articles, others to design, others to get sales etc.
- TITLE: With the team, come up with a nice name for the newspaper.
- CONTENT: Decide what you want to have in the paper: articles, photos, games, advice columns, adverts, etc.
- DEADLINES: Set clear dates and times for the articles to be written.
- EDITING: Make corrections to the articles and all other material to make sure there aren't any mistakes.
- TEMPLATE: Use a computer template for the layout (Microsoft has a newsletter template).
- MORE EDITING: Once you have laid it out, the newspaper must be checked again for mistakes.
- PUBLISH IT: With your school printer, print the number of copies you need.

Important points

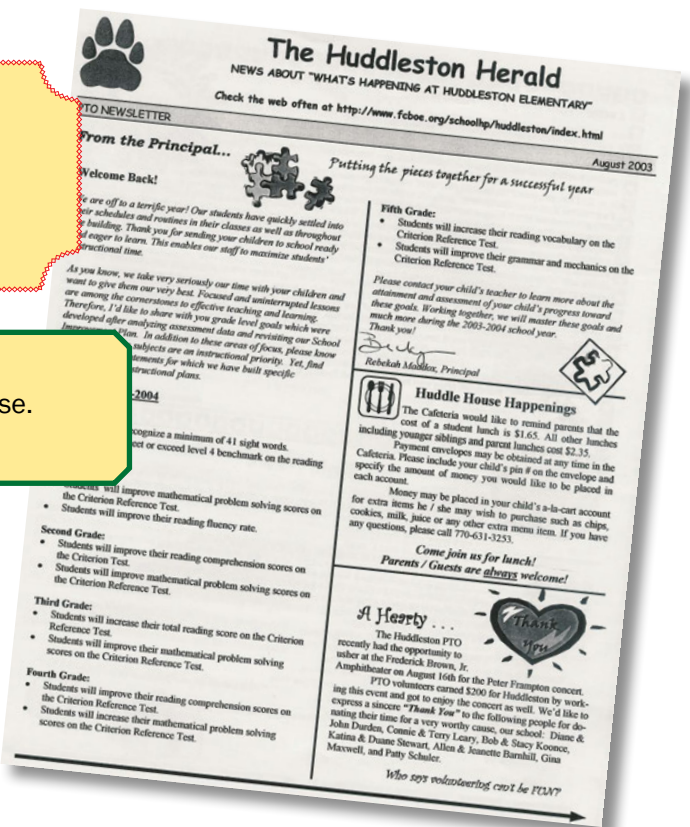
- Make sure the team has all the right skills.
- Set a realistic time for each issue.
- Members of the team respect each other's ideas.
- Good teamwork is essential.

Warnings

- Never print anything that is offensive to anyone else.
- Edit carefully.

What you need

- A computer that has a newsletter template
- A good dictionary
- Good writing skills
- Lots of imagination and creativity
- Good organisation



Useful website: <https://schooleducation.ec.europa.eu/en/etwinning>

UNIT 10

SUMMER IS HERE!

LESSON 1-3

Activity A.

Information

1. Serves	London
2. Distance from central London	24km
3. Opening year	1946
4. Number of Runways	2
5. Length of Runways	3900 m.
6. IATA code	LHR
7. Awards	Best Airport in Europe Award 2004
8. Passengers in 2006	67.7 million
9. Served by	Heathrow Express (15 mins.), Underground (60 mins.), 30 Bus Routes.

Activity B.

The school children of Windward School in New York debate the Parthenon Marbles. Read what each student wrote.

The Parthenon marbles should remain in the British Museum. One reason is that in Athens there is too much pollution, which damages the marble. Also, for some people Athens is too far to travel to. Finally, some more people live in Britain, so more people will go to the British Museum and see the Marbles.

Edwin, 6th Grade Student

The Parthenon Marbles should be returned to Athens. People told Lord Elgin he could take what he wanted off the ground. Instead he sawed pieces off the Parthenon. Also, the pieces of the frieze should be together in Athens, because the Parthenon was built in Athens. Finally, The British Museum didn't take good care of the Marbles. When the museum cleaned the Marbles, they damaged them. The Parthenon Marbles must be returned to Athens.

Rhoda

Further Activity: Write an e-mail to the Greek Ministry of Culture (<https://www.culture.gov.gr/en/SitePages/contact.aspx>) to bring the Parthenon Marbles back to Athens.

 *Activity C.*

<p>5th July</p>	<p>Syntagma: shopping</p> 	<p>Omonoia: walking - shopping</p> 	<p>City Hall Square: visiting</p> 
<p>6th July</p>	<p>Acropolis: visiting</p> 	<p>The National Archaeological Museum: visiting</p> 	<p>The Mall: cinema - shopping</p> 
<p>7th July</p>	<p>Lycabettus: lunch</p> 	<p>Athens metro: visiting</p> 	<p>Restaurants by the sea: dinner</p> 
<p>8th July</p>	<p>Keramikos Ancient Cemetery: walking</p> 	<p>National Gardens: walking</p> 	<p>Plaka: shopping - dinner</p> 

Activity D.

ROBIN HOOD AND HIS MERRY MEN

When Robin first came to live in Sherwood Forest he was sad. He could not forget all he had lost. But he was not lonely for long. When people heard he had gone to live in Sherwood, other poor men, who had been driven out of their homes by the Normans, joined him. They soon formed a band of outlaws. They became known as the "Merry Men."

Robin was no longer Robin of Huntingdon, but Robin of Sherwood Forest. People shortened Sherwood into "Hood". Some say he was called "Hood" from the green hoods he and his men wore. It does not matter much how he came to have his name. He had become known, not only all over England, but in many countries far away, as Robin Hood.



<https://www.heritagehistory.com/index.php?c=read&author=marshall&book=robin&story=meeting>

Activity E.

Pair work. The pictures on Greek vases were often scenes from daily life and Greek myths. Some of them were given as presents or prizes to champion athletes. This vase was one of these.

With your partner decide on an everyday scene and draw it on the vase. Then, write three sentences to describe what the scene is about and what the people in it are doing.



1.

2.

3.

UNIT 1

Likes, dislikes and preferences

like love enjoy prefer dislike hate + ing

These verbs are used to express likes or dislikes and are followed by an -ing form.
e.g. Mark loves studying. Do you enjoy driving? I don't like skiing. Sue prefers eating out.

These verbs are not normally used in the Present Continuous. They are verbs that describe a state. They are used in the Simple Present form even if the action is happening now.
e.g. I enjoy dancing. **NOT** I am enjoying dancing.

✓**NOTE:** He prefers singing **to** dancing.

Simple Present Tense

We use the present simple for • things that are true in general (general truth) • things that happen sometimes or all the time (states) • routines • timetables and programmes

e.g. I **live** in Sparta but my sister lives in Athens. Jenny **reads** a lot.

Affirmative	Negative		Interrogative
	Long form	Short form	
I/you walk	I/you do not walk	I/you don't walk	Do I/you walk?
He/she/it walks	He/she/it does not walk	He/she/it doesn't walk	Does He/she/it walk?
We/you/they walk	We/you/they do not walk	We/you/they don't walk	Do We/you/they walk?

Short answers	
Do you walk to school?	Yes, I do. / No, I don't.
Does he/she/it walk to school?	Yes, he/she/it does . / No, he/she/it doesn't .
Do they walk to school?	Yes, they do. / No, they don't.

Spelling

Be careful!

he/she/it **-s**: e.g. he takes, my father makes

ss, sh, ch, x, o ∅ **-es** e.g. I do – he **does** / You pass – she **passes** / I finish – he **finishes**

y ∅ **-ies** e.g. I try – he **tries** / You cry – she **cries** / I study – he **studies**

But: I play – he **plays** / I stay – she **stays** / You buy – he **buys**

UNIT 2

Prepositions of time: At - On - In

We can use prepositions of time with the Simple Present. They can go at the beginning or the end of the sentence.

At

at 8 o'clock (time)
at Christmas, at Easter, at the weekend (holidays)
at noon / at night / at midnight

On

on Monday, on Sunday (days of the week)
on April 6th (dates)
on Christmas Eve, on my birthday (specific days) / on weekdays

In

in May, in December (months) / in 2007, in 1998 (years)
in the summer, in the autumn (seasons)
in the morning

Adverbs of frequency

always- usually - often - sometimes - rarely/seldom - never

We can use adverbs of frequency with the Simple Present to show how often an action happens. These words are often with the verb in the middle of the sentence.

e.g. He's **always** late.

They **sometimes** go to the opera. / I **rarely** eat chinese food. / We **usually** play basketball at school.

Be careful!

The adverbs of frequency come *before* the main verbs **but** *after* the verb to be.

e.g. We usually have milk for breakfast. / We are never late for school.

If there are two verbs they come *between* them.

e.g. It doesn't **usually** rain here. / Does she **often** go to school by bus?

UNIT 3

Expressing opinions / Making suggestions

In English we use some phrases to express our opinion to other people or to make suggestions on specific matters. Some of these phrases are followed by the -ing form of the verb and some others are followed by the base form of the verb.

Expressing opinions

I think that / I don't think that / It seems to me that / In my opinion → **-ing**

- e.g. I think that walking to school is the best idea.
It seems to me that recycling is the only solution to save the planet.
In my opinion, keeping our school clean makes us feel better.

Making suggestions

- Why don't we / you • Let's (all) → **base form of the verb (infinitive)**
 e.g. Why don't you ride your bike to school?
Let's all find a solution to the problem.
- How about → **-ing**
- e.g. How about speaking to your friends about the problems of the environment?

UNIT 4

Facts and habits vs. actions happening now

We know that we use the Simple Present tense to talk about states and routines. We also know that we use the Present Continuous tense to talk about things that are happening now, at the time of speaking. Of course, we can have both tenses in one sentence to express two different situations.

e.g. Jack usually **goes** to New York for holidays, but this year he **is spending** holidays in London.

We can also use the following time expressions with each verb tense:

Simple Present	always, usually, often, sometimes, rarely/seldom, never, every day, once a day/week/month/year,
Present Continuous	now, at the moment, at present, today, this week / month / year

Feelings

In English we express feelings with the verbs of senses: look – smell – taste – feel.

These verbs do not usually have a continuous tense, because they describe a state and not an action (see also Unit 1 – Likes, dislikes and preferences)

e.g. You **look** nice in your new coat! / It **tastes** delicious. What is it?

UNIT 5

Talking about intentions

In English we can use three different ways to talk about the future.

A. Simple future - will **B.** be going to **C.** Present continuous (future meaning)

A. Simple future - will

We use **will** when we decide to do something at the time of speaking
 with words like: I think, probably

e.g. Ok. I'll come with you. / Will you get me some eggs from the super market? / They will probably come later.

Affirmative		Interrogative	Negative	
Long form	Short form		Long form	Short form
I will play	I'll play	Will I play?	I will not play	I won't play
You will play	You'll play	Will you play?	You will not play	You won't play
He will play	He'll play	Will he play?	He will not play	He won't play
She will play	She'll play	Will she play?	She will not play	She won't play
It will play	It'll play	Will it play?	It will not play	It won't play
We will play	We'll play	Will we play?	We will not play	We won't play
You will play	You'll play	Will you play?	You will not play	You won't play
They will play	They'll play	Will they play?	They will not play	They won't play

Short answers	
Will you come?	Yes, I will. / Yes, we will. • No, I won't. /No, we won't.
Will he/she/it come?	Yes, he/she/it will. • No, he/she/it won't.
Will they come?	Yes, they will. • No, they won't.

We can use these time expressions with the simple future:

tomorrow, next week/month/year, soon, later

B. be going to

We use **be going to** to talk about what we plan or intend to do in the near future to make a prediction based on what we can see or what we know

e.g. I **am going to** play football tomorrow. / He **is going to** study Medicine when he grows up. / What **are you going to** do to save animals in danger?

Affirmative	Negative	Interrogative
I'm going to meet Jim	I'm not going to meet Jim	Am I going to meet Jim?
You're going to meet Jim	You're not going to meet Jim	Are you going to meet Jim?
He's going to meet Jim	He's not going to meet Jim	Is he going to meet Jim?
She's going to meet Jim	She's not going to meet Jim	Is she going to meet Jim?
It's going to meet Jim	It's not going to meet Jim	Is it going to meet Jim?
We're going to meet Jim	We're not going to meet Jim	Are we going to meet Jim?
You're going to meet Jim	You're not going to meet Jim	Are you going to meet Jim?
They're going to meet Jim	They're not going to meet Jim	Are they going to meet Jim?

C. Present continuous (future meaning)

We can use the Present continuous tense to talk about plans or arrangements we've made for the future.

e.g. **We're visiting** our grandmother tomorrow.

Abilities, obligations, advice

In English we use verbs like **can**, **must**, **should** to talk about abilities and obligations or to give advice. These verbs are called **modal verbs**.

They go before other verbs.

They are always followed by the base form of these verbs.

e.g. He **can't come** with us because he doesn't feel very well.

• **Can / Can't**

We use **can** to talk about ability in the present and the future.

e.g. Mary can swim very well, but her brother can't. He's afraid of water.

• **Must / Mustn't**

We use **must** to talk about obligation in the present and the future. We use **mustn't** to talk about things we are not allowed to do in the present and the future.

e.g. We must follow the rules.

• **Should / Shouldn't**

We use **should** to give advice to people. We often use **think** with **should**.

e.g. It's a nice play. You should go and see it.

What do you think I should do?

✓**NOTE:** **Must** is stronger than **should**.

e.g. He doesn't feel very well. He should go to the doctor.

UNIT 6

Comparatives

We use comparatives to compare two people, animals or things. We often use the word **than** after the comparative form.

e.g. Bob is **taller than** Mark. / Your car is **bigger than** mine.

• **Short adjectives:** Add **-er** to short adjectives to make the comparative form.

strong - stronger

✓**NOTE:** If the adjective ends in **-y**, you take off **-y** and you add **-ier**.

e.g. healthy - healthier / easy - easier / pretty - prettier

• **Long adjectives:** With long adjectives we use the word **more** before the adjective to make the comparative form. e.g. *beautiful - more beautiful*

Superlatives

We use superlatives to compare one person or thing to several others.

e.g. This is the **youngest** pupil in the class.

- **Short adjectives:** To form the superlative of short adjectives, we put the word **the** before the adjective and add the ending **-est**.

clever - cleverest

- ✓ **NOTE:** If the adjective ends in -y, you take off -y and you add -iest.
lazy - laziest / crazy - craziest / pretty - prettiest

- **Long adjectives:** To make the superlative form of a long adjective, we put the words **the most** before the adjective.

expensive - the most expensive / difficult - the most difficult

Be careful! Some adjectives have irregular comparative and superlative forms.

good	better	best
bad	worse	worst
many/much	more	most
little	less	least

e.g. Sue is a **better** singer than Mary.

UNIT 7

Talking about the past

In English we use the **Simple Past** tense for

- actions that happened in the past at a definite time
- routines or states in the past that are now finished

e.g. Napoleon **died** in 1821.

I **finished** my homework yesterday.

Last night we **visited** our parents.

He **had** a small boat when he was young.

Positive	Negative		Question
	<i>Long form</i>	<i>Short form</i>	
I finished	I did not finish	I didn't finish	Did I finish?
You finished	You did not finish	You didn't finish	Did you finish?
He finished	He did not finish	He didn't finish	Did he finish?
She finished	She did not finish	She didn't finish	Did she finish?
It finished	It did not finish	It didn't finish	Did it finish?
We finished	We did not finish	We didn't finish	Did we finish?
You finished	You did not finish	You didn't finish	Did you finish?
They finished	They did not finish	They didn't finish	Did they finish?

Short answers

Did you visit your uncle?	Yes, I did. / No, I didn't.
Did he/she visit his/her uncle?	Yes, he/she did. / No, he/she didn't.
Did they visit their uncle?	Yes, they did. / No, they didn't.

✓**NOTE:** Of course you have noticed that the last part of the past tense verbs (-ed) is the same for all persons and is used **only in the Positive form.** **Spelling!**
Be careful!

- verbs ending in **e** add only **d** e.g. lived loved smoked
- verbs ending in **y** change y to **ied** e.g. try-**tried** cry-**cried** study-**studied**
- most verbs ending in one vowel + one consonant (not w or y) change to one vowel + double consonant e.g. travel-**travelled** shop-**shopped**

With the Past Simple we can use the following time expressions:
yesterday, then, ago, last night/week/month/year, in 1995...

UNIT 8

Actions in progress

was/were + ing e.g. she **was running** they **were eating**

In English we can use the **Past continuous** tense to

- talk about events or actions which were in progress for some time in the past e.g. We **were dancing** all night long.
- talk for two or more actions which happened at the same time in the past e.g. Sue **was washing** the car while Mark **was watering** the flowers.
- create the atmosphere and the background of a story. e.g. All small creatures were happy in the forest. The birds **were singing**, the rabbits **were playing** and the wild ducks **were swimming** in the lake.

Positive	Negative		Question
	<i>Long form</i>	<i>Short form</i>	
I was walking	I was not walking	I wasn't walking	Was I walking?
You were walking	You were not walking	You weren't walking	Were you walking?
He was walking	He was not walking	He wasn't walking	Was he walking?
She was walking	She was not walking	She wasn't walking	Was she walking?

It was walking	It was not walking	It wasn't walking	Was it walking?
We were walking	We were not walking	We weren't walking	Were we walking?
You were walking	You were not walking	You weren't walking	Were you walking?
They were walking	They were not walking	They weren't walking	Were they walking?

Short forms

Were you running?	Yes, I was. / No, I wasn't.
Was he/she/it running?	Yes, he/she/it was. / No, he/she/it wasn't.
Were they running?	Yes, they were. / No, they weren't.

With the **Past Continuous** tense we can use these time expressions:
while, when, as...

UNIT 9

The perfect tense

Have/has + ed

We use the present perfect tense in order to talk about:

- actions which started in the past and continue up to now
e.g. I **have worked** here for many years.
- actions which happened in the past but we do not know the exact time. Here the action is more important than the time.(compare with the past simple)
e.g. They **have finished** their homework.
- past experiences
e.g. I **have travelled** to France before.

Positive		Negative		Question
Long form	Short form	Long form	Short form	
I have lived abroad.	I've lived abroad	I have not lived abroad.	I haven't lived abroad.	Have I lived abroad?
You have lived abroad.	You've lived abroad	You have not lived abroad.	You haven't lived abroad.	Have you lived abroad?

He has lived abroad.	He's lived abroad	He has not lived abroad.	He hasn't lived abroad.	Has he lived abroad?
She has lived abroad.	She's lived abroad.	She has not lived abroad.	She hasn't lived abroad.	Has she lived abroad?
It has lived abroad.	It's lived abroad.	It has not lived abroad.	It hasn't lived abroad.	Has it lived abroad?
We have lived abroad.	We've lived abroad	We have not lived abroad.	We haven't lived abroad.	Have we lived abroad?
You have lived abroad.	You've lived abroad.	You have not lived abroad.	You haven't lived abroad.	Have you lived abroad?
They have lived abroad.	They've lived abroad.	They have not lived abroad.	They haven't lived abroad.	Have they lived abroad?

Short forms

Have you lived abroad?	Yes, I have / No, I haven't.
Has he/she/it lived abroad?	Yes, he/she/it has. / No, he/she/it hasn't.
Have they lived abroad?	Yes, they have. / No, they haven't.

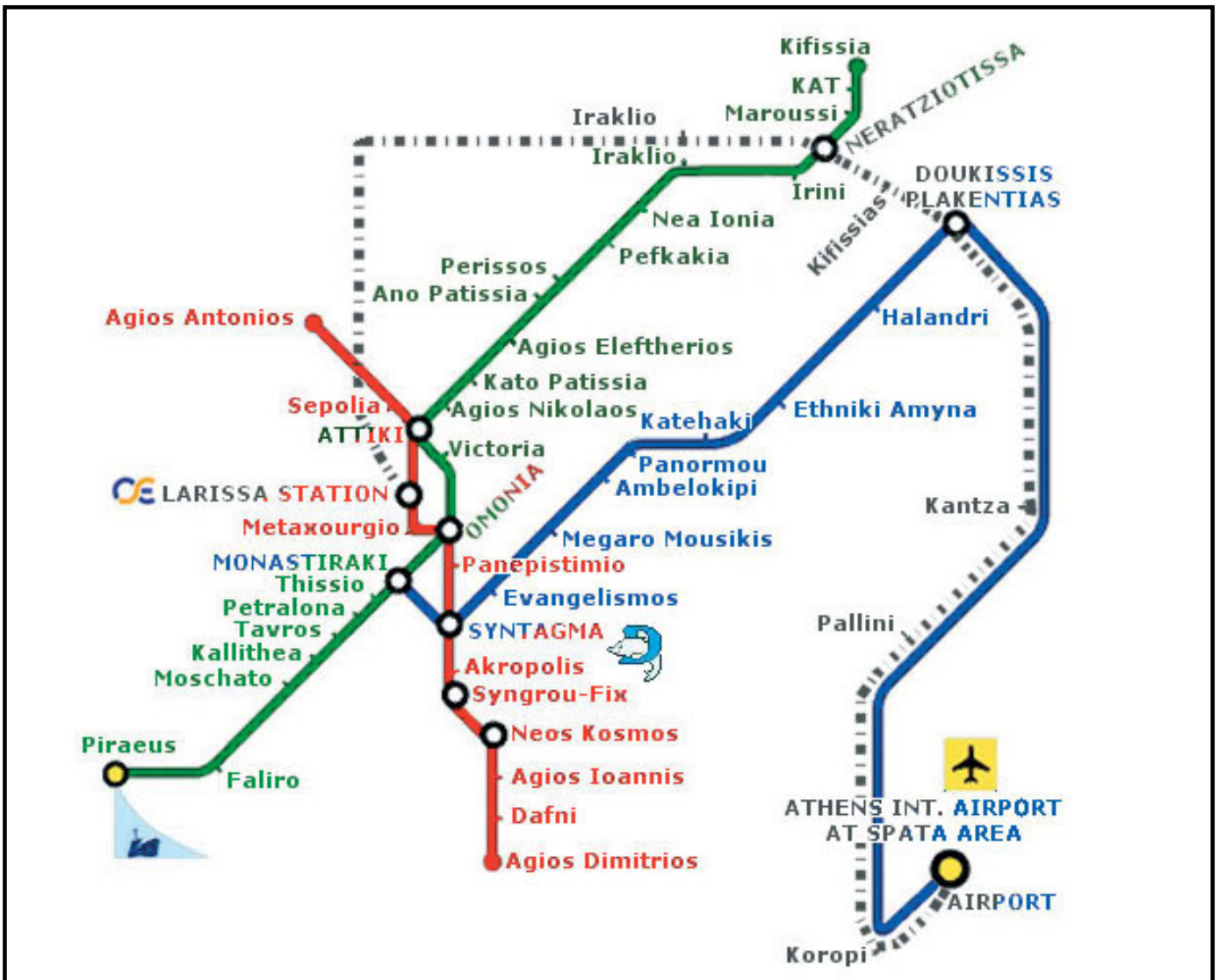
Time expressions usually used with the **present perfect** are:
for, since, ever, never, yet, already, how long...

Imperial Units			
Length		Weight	
1 inch	=2,54 cm	1 ounce	=28,35 g
1 foot (12 inches)	=30,48 cm	1 pound (16 ounces)	=453,6 g
1 yard (36 inches)	=91,44 cm	1 stone (14 pounds)	=6,35 kg
1 mile (1760 yards)	=1609,34 m	1 ton	=1016 kg
Volum			
1 pint	=568 ml		
1 gallon (8 pints)	=4,546 L		

Present Tense	Past Tense	Past Participle
be	was, were	been
become	became	become
begin	began	begun
blow	blew	blown
break	broke	broken
bring	brought	brought
build	built	built
burst	burst	burst
buy	bought	bought
catch	caught	caught
choose	chose	chosen
come	came	come
cut	cut	cut
deal	dealt	dealt
do	did	done
drink	drank	drunk
drive	drove	driven
eat	ate	eaten
fall	fell	fallen
feed	fed	fed
feel	felt	felt
fight	fought	fought
find	found	found
fly	flew	flown
forbid	forbade	forbidden
forget	forgot	forgotten
forgive	forgave	forgiven
freeze	froze	frozen
get	got	gotten
give	gave	given
go	went	gone
grow	grew	grown
have	had	had
hear	heard	heard
hide	hid	hidden
hold	held	held
hurt	hurt	hurt
keep	kept	kept
know	knew	known
lay	laid	laid
lead	led	led
leave	left	left

Present Tense	Past Tense	Past Participle
let	let	let
lie	lay	lain
lose	lost	lost
make	made	made
meet	met	met
pay	paid	paid
quit	quit	quit
read	read	read
ride	rode	ridden
ring	rang	rung
rise	rose	risen
run	ran	run
say	said	said
see	saw	seen
seek	sought	sought
sell	sold	sold
send	sent	sent
shake	shook	shaken
shine	shone	shone
sing	sang	sung
sit	sat	sat
sleep	slept	slept
speak	spoke	spoken
spend	spent	spent
spring	sprang	sprung
stand	stood	stood
steal	stole	stolen
swim	swam	swum
swing	swung	swung
take	took	taken
teach	taught	taught
tear	tore	torn
tell	told	told
think	thought	thought
throw	threw	thrown
understand	understood	understood
wake (waked)	woke (waked)	woken
wear	wore	worn
win	won	won
write	wrote	written





Athens Metro Map






Βάσει του ν. 3966/2011 τα διδακτικά βιβλία του Δημοτικού, του Γυμνασίου, του Λυκείου, των ΕΠΑ.Λ. και των ΕΠΑ.Σ. τυπώνονται από το ΙΤΥΕ - ΔΙΟΦΑΝΤΟΣ και διανέμονται δωρεάν στα Δημόσια Σχολεία. Τα βιβλία μπορεί να διατίθενται προς πώληση, όταν φέρουν στη δεξιά κάτω γωνία του εμπροσθόφυλλου ένδειξη «ΔΙΑΤΙΘΕΤΑΙ ΜΕ ΤΙΜΗ ΠΩΛΗΣΗΣ». Κάθε αντίτυπο που διατίθεται προς πώληση και δεν φέρει την παραπάνω ένδειξη θεωρείται κλεψίτυπο και ο παραβάτης διώκεται σύμφωνα με τις διατάξεις του άρθρου 7 του νόμου 1129 της 15/21 Μαρτίου 1946 (ΦΕΚ 1946,108, Α').

Απαγορεύεται η αναπαραγωγή οποιουδήποτε τμήματος αυτού του βιβλίου, που καλύπτεται από δικαιώματα (copyright), ή η χρήση του σε οποιαδήποτε μορφή, χωρίς τη γραπτή άδεια του Υπουργείου Παιδείας, Θρησκευμάτων και Αθλητισμού / ΙΤΥΕ - ΔΙΟΦΑΝΤΟΣ.



Κωδικός Βιβλίου: 0-10-0233
ISBN 978-960-06-2567-7



(01) 000000 0 10 0233 1