

Αντιγόνη Μπρατσόλη

Αγγελική Διαμαντίδου

Δ' Δημοτικού



Τετράδιο Εργασιών

**Αγγλικά
Δ' Δημοτικού
Τετράδιο Εργασιών**

ΣΤΟΙΧΕΙΑ ΑΡΧΙΚΗΣ ΕΚΔΟΣΗΣ

ΣΥΓΓΡΑΦΕΙΣ	Αντιγόνη Μπρατσόλη, Εκπαιδευτικός Αγγελική Διαμαντίδου, τ. Σχολική Σύμβουλος
ΚΡΙΤΕΣ-ΑΞΙΟΛΟΓΗΤΕΣ	Χριστίνα Αγιακλή, Σχολική Σύμβουλος Ελένη Μπιντάκα, Σχολική Σύμβουλος Τρισεύγενη Γιάνναρη, Εκπαιδευτικός
ΕΙΚΟΝΟΓΡΑΦΗΣΗ	Ανδρέας Κατσαούνης, Σκιτσογράφος - Εικονογράφος
ΦΙΛΟΛΟΓΙΚΗ ΕΠΙΜΕΛΕΙΑ	Αργυρή Αποστολίδου, Φιλολόγος
ΥΠΕΥΘΥΝΟΙ ΤΟΥ ΜΑΘΗΜΑΤΟΣ ΚΑΤΑ ΤΗ ΣΥΓΓΡΑΦΗ	Ιωσήφ Ε. Χρυσοχόος, <i>Πάρεδρος ε.θ. του Παιδαγωγικού Ινστιτούτου</i> Πέτρος Μπερερής, <i>Σύμβουλος του Παιδαγωγικού Ινστιτούτου</i>
ΥΠΕΥΘΥΝΗ ΤΟΥ ΥΠΟΕΡΓΟΥ	Άννα Σιγανού, Εκπαιδευτικός
ΑΝΑΔΟΧΟΣ	ΕΛΛΗΝΙΚΑ ΓΡΑΜΜΑΤΑ
ΠΡΟΕΚΤΥΠΩΤΙΚΕΣ ΕΡΓΑΣΙΕΣ	ACCESS Γραφικές Τέχνες Α.Ε.

Γ' Κ.Π.Σ. / ΕΠΕΑΕΚ II / Ενέργεια 2.2.1 / Κατηγορία Πράξεων 2.2.1.α:
«Αναμόρφωση των προγραμμάτων σπουδών και συγγραφή νέων εκπαιδευτικών πακέτων»

ΠΑΙΔΑΓΩΓΙΚΟ ΙΝΣΤΙΤΟΥΤΟ

Δημήτριος Γ. Βλάχος

Ομότιμος Καθηγητής του Α.Π.Θ.

Πρόεδρος του Παιδαγωγικού Ινστιτούτου

Πράξη με τίτλο: «Συγγραφή νέων βιβλίων και παραγωγή υποστηρικτικού εκπαιδευτικού υλικού με βάση το ΔΕΠΠΣ και τα ΑΠΣ για το Δημοτικό και το Νηπιαγωγείο»

Επιστημονικός Υπεύθυνος Έργου

Γεώργιος Τύπας

Σύμβουλος του Παιδαγωγικού Ινστιτούτου

Αναπληρωτής Επιστημονικός Υπεύθυνος Έργου

Γεώργιος Οικονόμου

Σύμβουλος του Παιδαγωγικού Ινστιτούτου


Έργο συγχρηματοδοτούμενο 75% από το Ευρωπαϊκό Κοινωνικό Ταμείο και 25% από εθνικούς πόρους.

ΣΤΟΙΧΕΙΑ ΕΠΑΝΕΚΔΟΣΗΣ

Η επανέκδοση του παρόντος βιβλίου πραγματοποιήθηκε από το Ινστιτούτο Τεχνολογίας Υπολογιστών & Εκδόσεων «Διόφαντος» μέσω ψηφιακής μακέτας, η οποία δημιουργήθηκε με χρηματοδότηση από το ΕΣΠΑ / ΕΠ «Εκπαίδευση & Διά Βίου Μάθηση» / Πράξη «ΣΤΗΡΙΖΩ».



Ευρωπαϊκή Ένωση
Ευρωπαϊκό Κοινωνικό Ταμείο



ΕΠΙΧΕΙΡΗΣΙΑΚΟ ΠΡΟΓΡΑΜΜΑ
ΕΚΠΑΙΔΕΥΣΗ ΚΑΙ ΔΙΑ ΒΙΟΥ ΜΑΘΗΣΗ
επένδυση στην κοινωνία της γνώσης
ΥΠΟΥΡΓΕΙΟ ΠΑΙΔΕΙΑΣ & ΘΡΗΣΚΕΥΜΑΤΩΝ, ΠΟΛΙΤΙΣΜΟΥ & ΑΘΛΗΤΙΣΜΟΥ
ΕΙΔΙΚΗ ΥΠΗΡΕΣΙΑ ΔΙΑΧΕΙΡΙΣΗΣ
Με τη συγχρηματοδότηση της Ελλάδας και της Ευρωπαϊκής Ένωσης



ΕΣΠΑ
2007-2013
Ευρωπαϊκό Κοινωνικό Ταμείο

Οι διορθώσεις πραγματοποιήθηκαν κατόπιν έγκρισης του Δ.Σ. του Ινστιτούτου Εκπαιδευτικής Πολιτικής

Αντιγόνη Μπρατσόλη

Αγγελική Διαμαντίδου

ΑΝΑΔΟΧΟΣ ΣΥΓΓΡΑΦΗΣ:



Η συγγραφή και η επιστημονική επιμέλεια του βιβλίου πραγματοποιήθηκε
υπό την αιγίδα του Παιδαγωγικού Ινστιτούτου

Αγγλικά Δ΄ Δημοτικού Τετράδιο Εργασιών

Contents

Unit 1: BACK TO SCHOOL pp. 7-14 Related subjects: Language, Art, Maths, Music, School Life Crosscurricular notions: Communication, System, Similarity-Difference, Space-Time, Culture, Information, Interaction		
LESSON	LANGUAGE /Functions	LANGUAGE/Structures/Lexis
1. A new student in class pp. 7-10	Describing buildings/rooms (my school) Measuring quantity in numbers	There is / There are School/classroom vocabulary Numbers 20-99
2. My timetable pp. 11-14	Asking and answering about timetables	Have got for possession School subjects/Days of the week
Unit 2: WHAT'S YOUR FAVOURITE HOBBY OR SPORT? pp. 15-21 Related subjects: Language, Art, P.E., Olympic Sports Studies, Music, History Crosscurricular notions: Similarity-Difference, Space-Time, System, Culture, Information, Communication, Interaction		
LESSON	LANGUAGE /Functions	LANGUAGE/Structures/Lexis
1. My favourite sport pp. 15-17	Talking about my favourite sport	I like - I don't like... Sports
2. Have you got a hobby? pp. 18-21	Talking about my favourite hobby Reporting on other people's hobbies	He/she likes / He/she doesn't like... Hobbies
Unit 3: THIS IS WHERE I LIVE pp. 22-29 Related subjects: Language, Environmental Studies, Art, School Life, History, Music Crosscurricular notions: Similarity-Difference, System, Space-Time, Communication, Collaboration, Culture, Interaction, Information, Development		
LESSON	LANGUAGE /Functions	LANGUAGE/Structures/Lexis
1. My country pp. 22-24	Asking and answering about nationality	Countries and Nationalities I'm from.....Where are you from?
2. My city pp. 25-29	Describing a town/city Talking about facilities in a city	Is there..? - Are there..? There is.... - There are.... Prepositions and prepositional phrases of place (next to, between, on the corner of..) Facilities in a city
Unit 4: TIME pp. 30-38 Related subjects: Language, Music, Environmental Studies, History Crosscurricular notions: System, Space-Time, Communication, Collaboration, Culture, Interaction, Information, Development		
LESSON	LANGUAGE /Functions	LANGUAGE/Structures/Lexis
1. Happy Birthday! pp. 30-34	Telling the time Talking about personal daily routines	It's...o'clock / It's half past.. It's (a) quarter to/past.. Months, seasons
2. What's the weather like? pp. 35-38	Describing the weather/a country's climate Talking about activities typical of seasons/months	Present simple for seasonal activities Weather words/expressions
Unit 5: HABITS AND CUSTOMS pp. 39-46 Related subjects: Language, Art, Maths, Music, School Life, Environmental Studies Crosscurricular notions: System, Similarity-Difference, Space-Time, Communication, Information, Collaboration, Culture, Civilization, Development, Interaction		
LESSON	LANGUAGE /Functions	LANGUAGE/Structures/Lexis
1. It's only a dream! pp. 39-42	Describing daily routines	Present simple for daily routines Adverbs of frequency
2. British customs pp. 43-46	Describing customs in the UK and other countries	Present Simple for customs Adverbs of frequency Vocabulary for Christmas, Halloween

Unit 6: ANIMALS**pp. 47-54****Related subjects:** Language, Environmental Studies, Music, History**Crosscurricular notions:** Interaction, System, Communication, Collaboration, Culture, Information, Development

LESSON	LANGUAGE /Functions	LANGUAGE/Structures/Lexis
1. My pet pp. 47-50	Talking about animals and their routines	Present simple for statement of fact Have got for description / Animals
2. A visit to the Sea Turtle Rescue Centre pp. 51-54	Giving factual information about endangered animals	Present simple for statement of fact Have got for description / Endangered animals

Unit 7: WHAT ARE YOU DOING?**pp. 55-61****Related subjects:** Language, Environmental Studies, Music, History**Crosscurricular notions:** Interaction, System, Communication, Collaboration, Culture, Information, Development

LESSON	LANGUAGE /Functions	LANGUAGE/Structures/Lexis
1. Helping around the house pp. 55-57	Describing on-going actions	Present Continuous to describe on-going actions Household chores
2. What do you do? pp. 58-61	Describing professional duties	Present Simple for statement of fact Present Simple vs. Present Continuous / Jobs

Unit 8: AROUND THE CITY**pp. 62-69****Related subjects:** Language, Art, Music, P.E., Health Instruction, Road Safety Instruction**Crosscurricular notions:** System, Communication, Collaboration, Culture, Information, Interaction

LESSON	LANGUAGE /Functions	LANGUAGE/Structures/Lexis
1. At the park pp. 62-65	Talking about rules and regulations Giving permission Giving road safety advice	Imperative for orders Can/Can't for permission School rules
2. A traffic warden visits our school pp. 66-69	Giving/Following orders or instructions Giving permission Talking about obligation	Can/Can't for permission Must/mustn't for obligation Road signs/Traffic regulations

Unit 9: THE SCHOOL PARTY**pp. 70-77****Related subjects:** Language, Music, Maths, Environmental Studies, History, Health Instruction**Crosscurricular notions:** Similarity-Difference, Information, Communication, Civilization, System, Culture, Interaction

LESSON	LANGUAGE /Functions	LANGUAGE/Structures/Lexis
1. At the supermarket pp. 70-73	Talking about quantity and packaging Shopping Giving advice about healthy and unhealthy foods	Countable and uncountable nouns Some - a/an
2. Let's make some sandwiches pp. 74-77	Talking about quantity Giving cooking instructions	Countable and uncountable nouns Some - a/an Imperative for cooking instructions How much-how many

Unit 10: ENJOY YOUR HOLIDAYS!**pp. 78-83****Related subjects:** Language, Environmental Studies, Music, History, Art**Crosscurricular notions:** Information, Culture, Collaboration, Civilization, Communication, Interaction

LESSON	LANGUAGE /Functions	LANGUAGE/Structures/Lexis
1. Our yearbook pp. 78-79	Giving information about oneself and one's family Asking wh- questions to find out personal information	Question words I've got.../I haven't got... I can.../I can't... I like.../I don't like... Habits/Pets/Sports/Food/Family
2. "Dairy the fairy" pp. 80-83	Reading for detail Guessing and developing the ending of a story	Present Simple for narration

Appendix I

Work at your own pace

pp. 84-103



Unit 1:

Back to school

Lesson 1:

A new student in class



1 Match the pictures to the words:



a) map, b) curtains, c) board, d) door, e) picture, f) chair, g) desk



1) 2) 3) 4) 5) 6) 7)

2 Find the result. Write words:

$52 + 36 = \dots\dots\dots$

$93 - 55 = \dots\dots\dots$

$8 \times 7 = \dots\dots\dots$

$58 : 2 = \dots\dots\dots$

$75 + 19 = \dots\dots\dots$

$43 - 18 = \dots\dots\dots$

$7 \times 9 = \dots\dots\dots$

$100 : 2 = \dots\dots\dots$

$67 + 10 = \dots\dots\dots$

$79 - 31 = \dots\dots\dots$

$8 \times 9 = \dots\dots\dots$

$99 : 3 = \dots\dots\dots$

3

What is there in your school? Write numbers (0,1,2,3.....)



Number	Room
	music room(s)
	classrooms
	football field(s)
	basketball court(s)
	playground(s)
	computer room(s)

Use your answers in the box and write sentences about your school. Use **there is-there are, there isn't-there aren't**

In my school there

.....

4

What is there in your classroom? Write numbers (0, 1, 2, 3.....)

Number	Things
	board
	teacher's desk
	teacher's chair
	poster(s) on the wall(s)
	picture(s) on the wall(s)
	map(s)

Use you answers in the box to write sentences about your classroom. Use **there is-there are, there isn't-there aren't**

In my classroom there

.....

5

This is the head teacher's list in a school in Athens. Use the information on the list to fill in the numbers in the sentences. Write words, not numbers:

187ο Δημοτικό Σχολείο Αθήνας	Αγόρια	Κορίτσια
Α΄ τάξη	9	12
Β΄ τάξη	11	13
Γ΄ τάξη	14	12
Δ΄ τάξη	15	8
Ε΄ τάξη	11	19
Στ΄ τάξη	9	16
Σύνολο	69	80



There are students in A' class

There are students in B' class

There are students in C' class

There are students in D' class

There are students in E' class

There are students in F' class

There are boys in the school

There are girls in the school



6

Read the letters from George and John and talk about the differences between the two schools:

Αγαπημένε μου φίλε Γιώργο,
 το καινούριο μου σχολείο είναι φοβερό! Έχει δυο ορόφους, μεγάλη αυλή και υπάρχει γήπεδο ποδοσφαίρου! Ακόμα έχει 20 αίθουσες! Η τάξη μου είναι στον 2ο όροφο και η θέα από το παράθυρο είναι καταπληκτική!.....
 ο φίλος σου
 Γιάννης

Αγαπημένε μου φίλε Γιάννη,
 χαίρομαι πολύ που πήγες σε τόσο όμορφο σχολείο. Δυστυχώς το δικό μου δεν είναι τόσο μεγάλο. Έχει μόνο έναν όροφο. Βέβαια έχει αυλή, αλλά είναι μικρή και δεν έχει γήπεδο ποδοσφαίρου. Έχει μόνο 15 αίθουσες. Δε με πειράζει όμως, γιατί έχω καλούς δασκάλους, καλούς συμμαθητές και περνάω καλά.....
 ο φίλος σου
 Γιώργος

In George's school there

.....

.....

.....

.....

but in John's school there

.....

.....

.....

Lesson 2: My timetable

1 Match the pictures to the subjects. Write the letters in the blanks:



a) Language, b) Art, c) Environmental Studies (E.S.),
d) History, e) Music, f) Maths



1) 2) 3) 4) 5) 6)

2 Look at the calendar and find what day it is on.....

- 1) May 13:
- 2) May 31:
- 3) May 22:
- 4) May 19:
- 5) May 7:
- 6) May 25:
- 7) May 2:



3 Look at what these children like and try to guess what their favourite subject is:



☀ Jim likes numbers.
His favourite subject is

☀ Sandra likes running.
Her favourite subject is

☀ Helen likes trees and flowers.
Her favourite subject is

☀ Philip likes singing and playing the piano.
His favourite subject is

☀ Charles likes making pictures.
His favourite subject is

☀ Pam likes grammar.
Her favourite subject is

☀ Michael likes old things.
His favourite subject is

☀ George likes going to church.
His favourite subject is



4 Look at the three timetables for Monday and complete the sentences with **have got**, **has got**, **hasn't got** or **haven't got**.



Monday

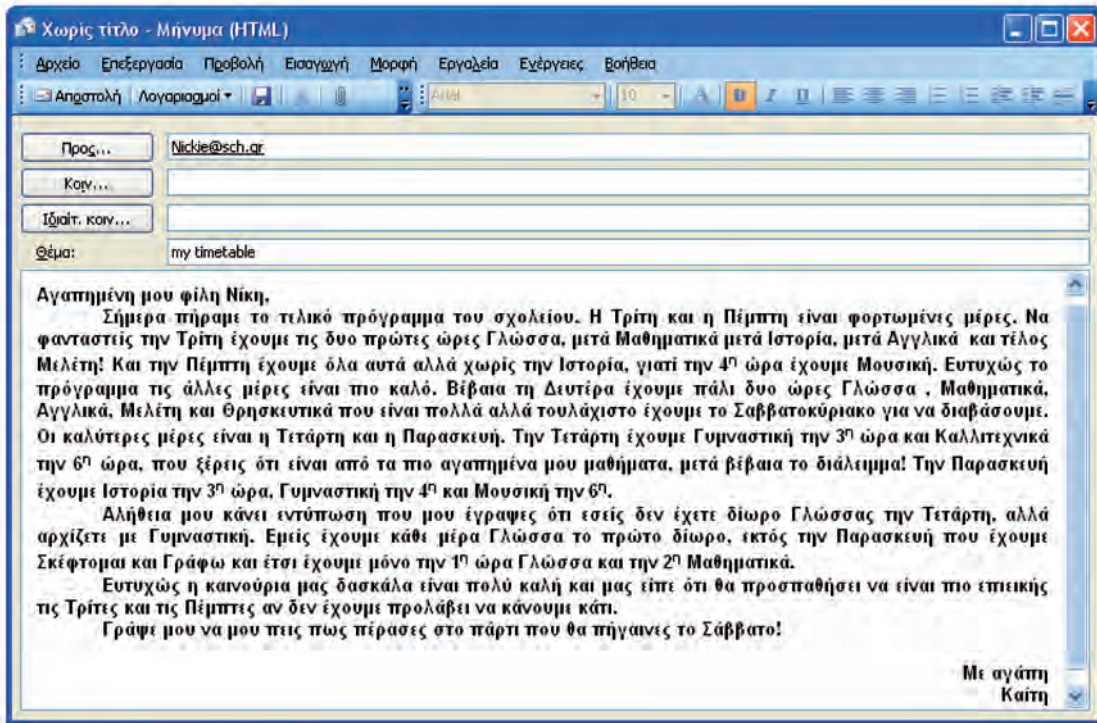
	Angela	Sam	George
8.10-8.55	Language	Maths	Language
8.55-9.40	Language	Language	Maths
9.40-10.00	Break	Break	Break
10.00-10.45	History	Physical Education	Music
10.45-11.30	Music	Art	Religious Education
	Break	Break	Break
11.45-12.25	P.E.	English	History
	Break	Break	Break
12.35-13.15	English	Environmental Studies	Art

- ☀ Sam English
- ☀ George and Angela.....History
- ☀ Angela.....Art
- ☀ George, Sam and Angela.....Language
- ☀ Angela.....Maths
- ☀ Sam.....History
- ☀ Sam and George.....Art
- ☀ George.....Physical Education
- ☀ Sam.....Religious Education
- ☀ Angela and George.....Environmental Studies



5

Kate, a girl in D class is writing an e-mail to her friend Nickie about her school timetable. Fill in the missing words in the timetable:



	Monday	Tuesday	Wednesday	Thursday	Friday
1 ^η	Language		Language	Language	Language
2 ^η			Language	Language	
3 ^η	Maths	Maths			
4 ^η			Maths		
5 ^η	Environmental Studies		Environmental Studies	English	Religious Education
6 ^η		Environmental Studies		Environmental Studies	



Αν θέλεις να δουλέψεις σε πιο εύκολους ρυθμούς πήγαινε στο **παράρτημα I** και κάνε τις ασκήσεις που μπορείς

Unit 2:

What's your favourite hobby or sport?

Lesson 1:

My favourite sport



1 Look at the pictures and write the sports:



1.



2.



3.



4.



5.



6.



7.



8.



9.



10.

2 Answer these questions about yourself.
Use **Yes, I do**/**No, I don't**:



☀ Do you like playing football?

☀ Do you like swimming?

☀ Do you like playing basketball?

☀ Do you like cycling?

☀ Do you like playing tennis?



3 Here are some extracts from sports broadcasts on the radio or the TV. Can you find which sports they are from?



1.Η πάσα είναι καλή για τον Καφέ. Εκείνος βγάζει μια έξυπνη μπαλιά στον κενό χώρο για τον Χούτο. Ο Χούτος στο τετ-α-τετ και είναι το 1-0!
2.ακόμα 37 δευτερόλεπτα. Ο Λιαδέλης πασάρει στον Χαρίση. Εκείνος στο λεί-απ.....Ο! Εκπληκτική τάπα! Το σκορ παραμένει 58-52.....
3.μέχρι στιγμής το σκορ είναι 2-1 σετ εις βάρος του Ολυμπιακού. Οι Κυριαζής και Δημητρακόπουλος υψώνονται στο φιλέ για να εμποδίσουν το καρφί του Ντονά.....
4.Η Δανιηλίδου κάνει το σερβίς και δυστυχώς ρίχνει τη μπάλα πάνω στο φιλέ. Το σερβίς περνάει στην αντίπαλό της.....
5.η Νέρι Νιαγκουάρα φοράει το σκουφάκι της και ανεβαίνει στον βατήρα. Κοιτάζει την άλλη άκρη της πισίνας και ετοιμάζεται για τον πυροβολισμό που θα δώσει την εκκίνηση και θα πέσει στο νερό
6.δεν είναι λοιπόν περίεργο που ο Κακλαμανάκης ονομάστηκε 'παιδί του ανέμου'. Σκίζει τα κύματα με φοβερή ταχύτητα. Το πανί του με τα εθνικά μας χρώματα, γαλάζιο και άσπρο, προηγείται κατά πολύ των αντίπαλων του.....
7.οι δυο μας αθλήτριες, Τσούλφα και Μπεκατώρου, έχουν αρχίσει να πανηγυρίζουν μέσα στο μικρό τους σκάφος. Ξέρουν ότι έχουν ήδη εξασφαλίσει το χρυσό μετάλλιο για την Ελλάδα.....



Write your answers here:

- 1
- 2
- 3
- 4
- 5
- 6
- 7





4 Look at the chart and answer the questions that follow. Write numbers:

	Lorena	Sophia	Pyrros	George	Andrew	Ted	Donna
swimming	✓	✓	✓				
cycling					✓	✓	
horse riding	✓	✓	✓	✓		✓	✓
windsurfing		✓		✓	✓		✓
playing tennis			✓			✓	
sailing	✓	✓		✓	✓		✓

☀ How many people like swimming?



☀ How many people like cycling?.....

☀ How many people like horse riding?

☀ How many people like windsurfing?

☀ How many people like playing tennis?.....



☀ How many people like sailing?

5 Choose the correct word and fill in the gaps:

Many people (1).....football in Greece. They go to a football match every (2)..... There are eleven players in a football team. They play football with a (3).....and white ball. The players wear shorts, a T-shirt and football (4).....



- (1) A. like B. collect
- (2) A. Tuesday B. Sunday
- (3) A. red B. black
- (4) A. shoes B. hat

Lesson 2:

Have you got a hobby?

1 Match and draw lines:



- playing ●
- making ●
- watching ●
- making ●
- collecting ●
- reading ●
- collecting ●

- stamps ●
- clothes for dolls ●
- football cards ●
- comics ●
- model planes ●
- computer games ●
- TV ●



2 Answer these questions about yourself. Use **Yes, I do/No, I don't**



☀ Do you like collecting football cards?

☀ Do you like reading comics?





☀ Do you like making clothes for dolls?





☀ Do you like collecting tree leaves?





3 Look at the pictures and say what each person **likes** or **doesn't like**. Follow the example:





Chris   **likes playing tennis**





but he   **doesn't like playing computer games**

Maria   but she  

Nick   but he  

Susan   but she  

Andrew   but he  

Harry   but he  

WHAT'S YOUR FAVOURITE HOBBY OR SPORT?

4 Ask your family and your friend about the hobbies they like or don't like. Draw faces (😊 or ☹) and then write about them. Report their answers to class (you can add other hobbies, if you want):

	Your father	Your mother	Your brother(s)	Your sister(s)	Your friend
reading books					
riding a bike					
playing computer games					
reading about sports					
collecting stamps					
watching TV					
listening to music					
Other:					
Other:					



- ✓ My father
- ✓ My mother
- ✓ My brother(s)
- ✓ My sister(s)
- ✓ My friend



5 It's Kate's birthday today. Look at her hobbies and think of presents for her:



☀ She likes listening to music.

Let's give her



☀ She likes dancing.

Let's give her

☀ She likes watching TV.

Let's give her



☀ She likes playing computer games.

Let's give her

☀ She likes reading.

Let's give her



Αν θέλεις να δουλέψεις σε πιο εύκολους ρυθμούς πήγαινε στο παράρτημα I και κάνε τις ασκήσεις που μπορείς

Unit 3:

This is where I live

Lesson 1:

My country



1 Look at the flags and write the names of the countries:



1.



2.



3.



4.



5.



6.

2 Write the nationalities:



☀ Greece -

☀ Italy -

☀ the United Kingdom -
.....

☀ Albania -

☀ China -

☀ Egypt -



3

Look at the chart with the information about these children and follow the example:

NAME	COUNTRY	NATIONALITY	CITY
Katerina	Greece	Greek	Mytilene
Alessandra	Italy	Italian	Naples
Amanda	the United Kingdom	British	Liverpool
Edvin	Albania	Albanian	Tirana
Hou	China	Chinese	Beijing
Omar	Egypt	Egyptian	Cairo

e.g. Katerina is from Greece. She is Greek. She lives in Mytilene.

☀ Alessandra.....

☀ Amanda.....

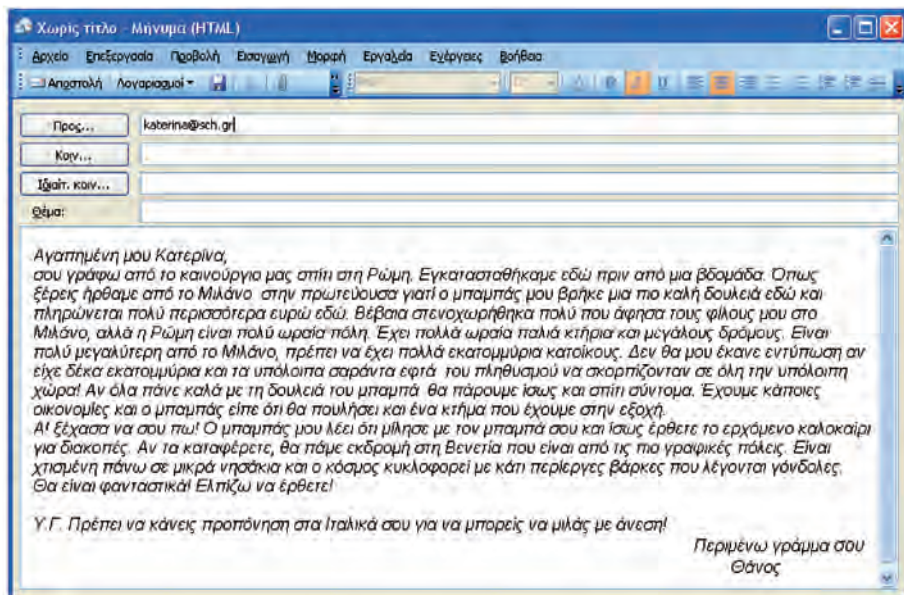
☀ Edvin.....

☀ Hou.....

☀ Omar.....

4

This is an e-mail to Katerina from her cousin, Thanos. Thanos lives in Italy. Read the e-mail and fill in the missing information.



Country:

Capital City:

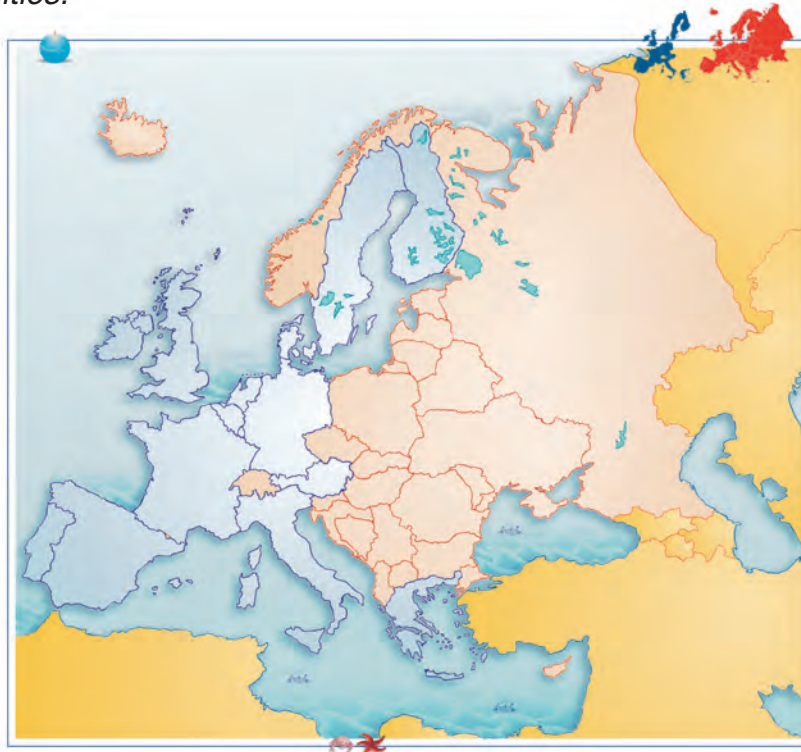
Language:

Population:

Money:

5

Read the texts. Where are the children from? Write the names of the countries and the nationalities:



....., my country, is in the south-eastern part of Europe. It is near Greece. It is a small country with a lot of beautiful beaches on the Adriatic Sea. Its capital city is Tirana and the population is about 3,500,000 people. Our flag is red and black.

Petraq

....., my country, is in the south-eastern part of Europe. It is a very big country. Our population is over 57,600,000 people and the capital city is Rome. Our flag is green, red and white. A lot of tourists come to my country to see the Colosseum and go to Venice, a very beautiful city on small islands.

Claudia

Petraq is.....

Claudia is.....

Lesson 2: My city

1 Match the countries and the capital cities. Draw lines:



the United Kingdom

Athens

Albania

London

Italy

Beijing

Greece

Cairo

China

Tirana

Egypt

Rome



2 Look at this information and talk about different cities. Follow the example:

✓ = a lot of

(a lot of cars: )

✗ = not many

(not many cars: )



	Athens	London	Cairo	Rome
trees	✗	✓	✗	✓
blocks of flats	✓	✗	✓	✓
houses with gardens	✗	✓	✗	✗
cars	✓	✓	✓	✓
shops	✓	✓	✓	✓

e.g. In Athens, there are a lot of blocks of flats, cars and shops, but there aren't many trees and houses with gardens.

In London,

.....

In Cairo,

.....

In Rome,

.....



This is information on some sights in London in a travel guide. Read it and fill in the information:

1. Tower of London: Ο Πύργος του Λονδίνου βρίσκεται στην περιοχή Σίτυ (City). Το χτίσιμο του Πύργου άρχισε τον 11^ο αιώνα και ολοκληρώθηκε τον 13ο αι., είναι δηλαδή 900 χρονών. Παλαιότερα ήταν φυλακή και παλάτι αλλά σήμερα είναι μουσείο. Για να ξεναγηθείτε υπολογίστε περίπου δυο ώρες. Μη χάσετε την περίφημη συλλογή με τα κοσμήματα του Στέμματος (Crown Jewels), τον Λευκό Πύργο (White Tower), που είναι το πιο παλιό τμήμα, τον Ματωμένο Πύργο (Bloody Tower) και την Πύλη του Προδότη (Traitor's Gate). Στον Πύργο του Λονδίνου θα σας ξεναγήσουν οι γνωστοί Γιόμαν Γουόρντερς ή Μπιφίτερς (Yeomen Warders or Beefeaters) με τις χαρακτηριστικές μαύρες και κόκκινες στολές τους.



2. Tower Bridge: Πρόκειται για την παλιότερη σήμερα γέφυρα πάνω από τον ποταμό Τάμεση (Thames). Βρίσκεται στην περιοχή του Σίτι (City) κοντά στη Γέφυρα του Λονδίνου (London Bridge) και τον Πύργο του Λονδίνου (Tower of London). Εγκαινιάστηκε επίσημα στις 30 Ιουνίου 1894 και από τότε είναι ένα από τα κυριότερα αξιοθέατα του Λονδίνου. Οι πύργοι της είναι χτισμένοι σε Γοτθικό στυλ και το μεσαίο κομμάτι της γέφυρας μπορεί να υψωθεί για να περάσουν πλοία. Για τις ώρες που σηκώνεται η γέφυρα ρωτήστε στο Bridge Lift Information.

3. British Museum: Το Βρετανικό Μουσείο χτίστηκε το 1753 και περιλαμβάνει μια πλούσια συλλογή από αρχαιότητες και νομίσματα μοιρασμένα σε 94 αίθουσες. Βρίσκεται στην περιοχή του Σίτι (City) κοντά στο Πανεπιστήμιο του Λονδίνου (University of London). Ανάμεσα στα πιο σημαντικά εκθέματά του είναι τα Μάρμαρα του Παρθενώνα (Parthenon Marbles) και η Ροζέτα (Rosetta Stone) που έδωσε τη δυνατότητα στους αρχαιολόγους να αποκρυπτογραφήσουν τα Αιγυπτιακά ιερογλυφικά.

Sight 1

Name:

Area:

It is near:

It is: years old.

There, you can see,



Sight 2

Name:

Area:

It is near:

It is years old.



Sight 3

Name:

Area:

It is near:

It is years old.

There, you can see



4

Read the text that follows and say if the following statements are **TRUE** or **FALSE**. Circle the correct letter:



This is where I live

I live in a beautiful town, Mytilene. It is on the island of Lesbos, in the north eastern part of Greece and it is near the sea. It is a clean town and there are a lot of trees in the streets. There are some blocks of flats, but only in the centre of the town. There are a lot of houses and some of them have beautiful gardens. I live in a small house with a garden. There is a church near my house and a park in front of the church. At weekends, my friends and I go to the park and play football, but sometimes I go to the supermarket with my mum on Saturday mornings. There isn't a theatre in our town, but there is a cinema and sometimes we go there with my friends on Sunday afternoons.

Panagiotis

- | | | |
|---|---|---|
| 1. Panagiotis lives in a city | T | F |
| 2. Mytilene is near the sea | T | F |
| 3. There are a lot of blocks of flats in Mytilene | T | F |
| 4. Panagiotis lives in a flat | T | F |
| 5. There is a church near his house | T | F |
| 6. Panagiotis and his friends play basketball at the park | T | F |
| 7. He sometimes goes to the shopping centre with his mum on Saturday mornings | T | F |
| 8. There is a cinema in his town | T | F |

5 Write about your area. Use these words. Follow the example:

**sports centre, cinema, park, theatre, museum, café,
shopping centre, supermarket, school, church**

e.g. There is a sports centre. It's next to my block of flats.
There is a school. It's between the church and the park.

This is my area

.....

.....

.....

.....

.....

.....

.....

.....

.....

.....

.....

.....



**Αν θέλεις να δουλέψεις σε πιο εύκολους ρυθμούς πήγαινε
στο παράρτημα I και κάνε τις ασκήσεις που μπορείς**

Unit 4:

Time

Lesson 1:

Happy Birthday!



1 When are these holidays? Write the months:





- ☼ New Year's Day: In
- ☼ Christmas: In
- ☼ Mother's Day: In
- ☼ St Valentine's Day: In
- ☼ 1821 National Holiday: In
- ☼ 1940 National Holiday: In
- ☼ **Your** birthday: In
- ☼ **Your** name day: In



2 Complete the puzzle. Which month isn't in the puzzle? Which is the secret phrase?

			1	S									
2	J												
			3	M									
4	N												
5	D												
	6	M											
				is									
	7	A											
8	F												
9	J												
			10	A									
11	O												




1. We go to school in this month
2. New Year's Day is in this month
3. A month with three letters
4. The month after October
5. Christmas is in this month
6. The month after February
7. This month starts with **A** and is a summer month
8. It has 28 or 29 days
9. We finish school in this month
10. The month after March
11. The month after September

✓ isn't in the puzzle.

✓ The secret phrase is:!

3

When is your birthday? Write an invitation card for your birthday party and colour the pictures:



Come to my party! It's on.....

.....

.....

.....

.....

.....

.....

.....

.....

4 Read and match. Write the letters in the blanks:

1 a. It's twelve o'clock
 b. It's quarter past eleven
 c. It's half past five
 d. It's quarter to two
 e. It's quarter to eleven
 f. It's quarter past six
 g. It's half past nine
 h. It's three o'clock

1....., 2....., 3....., 4....., 5....., 6....., 7....., 8.....

5 Answer these questions about yourself:



- ☞ What time do you get up in the morning?
- ☞ What time do you go to school?
- ☞ What time do you come home from school?
- ☞ What time do you start your homework?
- ☞ What time do you go to bed?

6 Sophia's mother is telling her what to do this week. Look at Sophia's diary and write the time in the blanks in her mother's words (use phrases):

SEPTEMBER	
Wednesday 17	5.30 English class 7.15 French class
Thursday 18	6.15 dentist 7.00 French class
Friday 19	6.45 cinema with Kate
Saturday 20	6.30 Angela's party

So, Sophia, don't forget!
 You've got an English class at (1)..... on Wednesday and then a French class at (2)..... On Thursday, you've got a dentist's appointment at (3)..... and at (4) you've got a French class. On Friday the 19th, cinema with Kate at (5)..... and on Saturday, it's Angela's party at (6).....



7 Match questions and answers:

- | | |
|------------------------------------|-----------------------------------|
| 1. When's your birthday? | A. No, but it's warm |
| 2. Is it hot in Greece in May? | B. It's raining |
| 3. Which is your favourite season? | C. It's on June 21 st |
| 4. Is it cold today? | D. No, it isn't |
| 5. What's the weather like? | E. Summer, but I also like spring |

Lesson 2:




What's the weather like?



1 What's the weather like?

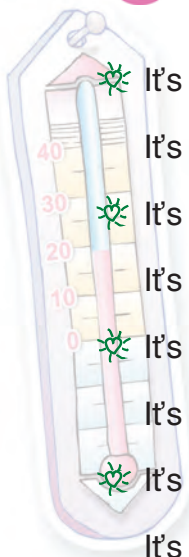


1. 2. 3. 4. 5.



6. 7. 8. 9.

2 Find the season:



☀ It's cold and it's snowing. Christmas is near.

It's

☀ It's very hot and sunny and people are going to the sea to swim.

It's

☀ It's warm and there are flowers and green trees.

It's

☀ It's warm in the morning and chilly at night. The trees are yellow.

It's



3

Look at the pictures and write what we do each month. Choose from the following phrases:



fly a kite, eat ice cream, go to school, write Christmas cards, play in the park, ski in the snow, make a snowman, swim in the sea



- ☀ In December we
- ☀ In May we
- ☀ In September.....
- ☀ In March
- ☀ In January
- ☀ In August
- ☀ In June.....
- ☀ In February



4

Write some things that **you** do on these days:

☼ On Mondays I

☼ On Wednesdays I

☼ On Fridays I

☼ At the weekend I



5

This is the forecast from EMY for the weather on Thursday and Friday. Read it and tick the boxes:

Από την EMY την Πέμπτη 21 Ιουλίου και ώρα 13.00 εκδόθηκε το ακόλουθο δελτίο γενικής πρόγνωσης καιρού Ελλάδας:

Για σήμερα Πέμπτη:

Γενικά χαρακτηριστικά προειδοποίησης:

Σποραδικές καταιγίδες στα κεντρικά και βόρεια, σημαντική άνοδος της θερμοκρασίας, η οποία θα κυμανθεί μεταξύ 23 και 38 βαθμών Κελσίου

Για αύριο Παρασκευή:

Σποραδικές βροχές και καταιγίδες στα κεντρικά και βόρεια, άνεμοι ισχυροί έως πολύ ισχυροί στο Αιγαίο και τοπικά θυελλώδεις, η θερμοκρασία θα κυμανθεί σε κανονικά για την εποχή επίπεδα μεταξύ 19 και 32 βαθμών Κελσίου

	It's raining	It's snowing	It's windy	It's cloudy	It's hot	It's cold	It's warm	It's chilly
Thursday 21-07								
Friday 22-07								

6 Read about England. Colour the months yellow, blue, green or grey:

sun  rain  winds  snow 

January ○○○○	February ○○○○	March ○○○○	April ○○○○
May ○○○○	June ○○○○	July ○○○○	August ○○○○
September ○○○○	October ○○○○	November ○○○○	December ○○○○

In England, it's sunny and hot in June, July and August. It's windy in March, April, October and November. They have snow and it's cold in December, January and February. They have rain every month.

7 Find similar information about Greece. Colour the months. Then write about it:

sun  rain  winds  snow 

January ○○○○	February ○○○○	March ○○○○	April ○○○○
May ○○○○	June ○○○○	July ○○○○	August ○○○○
September ○○○○	October ○○○○	November ○○○○	December ○○○○

In Greece,

.....

.....

.....

Αν θέλεις να δουλέψεις σε πιο εύκολους ρυθμούς πήγαινε στο παράρτημα I και κάνε τις ασκήσεις που μπορείς

Unit 5:

Habits and customs

Lesson 1:

It's only a dream!



1 Match the pictures to the words. Write the letters in the blanks:







- a) take a bath, b) take exercise, c) get up early,
- d) go to bed early, e) clean up my room, f) wash my hands,
- g) brush my teeth, h) do my homework, i) make my bed



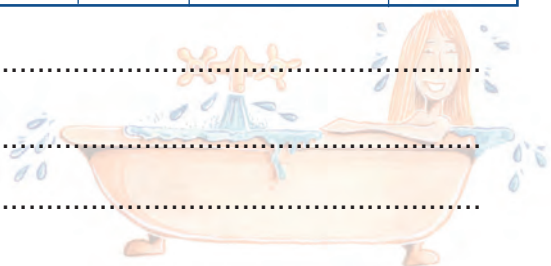
1)....., 2)....., 3)....., 4).....,

5)....., 6)....., 7)....., 8)....., 9).....

2 How often do you do these things? Fill in the questionnaire, write sentences and report to the class:

HAVE YOU GOT GOOD HABITS?				
How often do you.....	always	often	sometimes	never
...brush your teeth? 				
...eat fast food? 				
...exercise? 				
...do your homework? 				
...say 'please' and 'thank you'? 				
...smile? 				

☀
 ☀
 ☀


















Have you got **mostly** good or bad habits? Put a tick in the right box:

☀ I have got good habits

☀ I have got bad habits

3 Look at the pictures and complete the sentences to talk about what Nick does at the weekend:

always	often	sometimes	never
			
			
			
			
			

- ☀ Nick.....at the weekend.
- ☀ Nick.....
- ☀ Nick.....
- ☀ Nick.....


4 Add **always, often, sometimes, never** and make true statements about yourself or your country:

- ☀ In August it's hot:
- ☀ In December it's hot:
- ☀ We are happy at holidays:
- ☀ In September it's cold:
- ☀ On our birthday we get presents:
- ☀ It snows in the summer:
- ☀ It rains in the autumn:
- ☀ Schools are open on Sundays:



5 Find and correct the mistakes in these sentences:

- ☀ My father never go to work on Sundays
.....
- ☀ I play never computer games on Mondays
.....
- ☀ I always am happy on my birthday
.....
- ☀ Dennis often eat sweets
.....
- ☀ Always after school I watch TV
.....

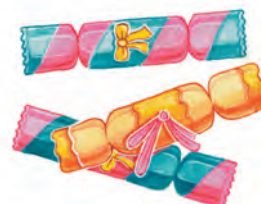


Lesson 2:

British customs



1 Match the pictures with the words. Write the letters in the blanks:



- a) ghost, b) Christmas pudding, c) Christmas card, d) Santa Claus,
 e) stocking, f) Christmas cracker, g) pumpkin, h) candy,
 i) witch, j) Christmas tree, k) roast turkey

1)....., 2)....., 3)....., 4)....., 5)....., 6).....,
 7)....., 8)....., 9)....., 10)....., 11).....

2

There is wrong information in these boxes. Find the wrong words, cross them out and write the correct ones:



Christmas

Christmas is Britain's most popular holiday. At Christmas, people decorate the Christmas tree and their houses, they often send letters to each other and children play carols in the street. At home, children have got a box and Father Christmas (Santa Claus) puts sweets in it. They always open their presents on Christmas Eve. In the morning the family has Christmas dinner. They eat roast chicken or beef with fried tomatoes and Brussels sprouts. For dessert, they often have sweet mince pies or Christmas chocolate. At Christmas dinner, they put Christmas crackers on each plate. In the crackers, there is usually a party present, a riddle and a toy.



Halloween

Halloween is on 31 May and is a time of pumpkins, candies, ghosts and witches and people decorate their schools with 'Jack-o-Lanterns'. On Halloween, children dress up in fancy costumes and they go 'Sing or Treat' from door to door. People give them goodies, like candies, caramel oranges or popcorn balls. Sometimes there are spooky parties and children often play 'swimming for apples' and 'pin-the-tail-on-the-horse'.



3 Add **always, often, sometimes, never** to these statements about Greek customs at Christmas.

☀ We decorate a Christmas tree at Christmas.

.....

☀ We hang a stocking on the fireplace at Christmas.

.....

☀ We send cards at Christmas.

.....

☀ Children sing carols at Christmas.

.....

☀ We have Christmas dinner.

.....



4 Put the words in the correct order and make sentences:

☀ November 5th/is/Night/on/Bonfire

.....

☀ a/some/make/children/guy

.....

☀ children/their/guy/take/the/street/into/the

.....

☀ bonfire/guy/on/a/burn/they/top/the/of

.....

☀ bonfire/gardens/have/in/some/parties/people/their

.....



5


This text is about an Easter custom in Great Britain. Can you put the words in the blanks?



garden, game, winner, custom, breaks, hill



In some areas in the north of England, for example at Preston in Lancashire, there is the (1).....of egg rolling. People take the eggs to the top of a (2)..... and roll them down. The first egg to get to the foot of that hill is the (3)..... In other places people play another (4)..... You hold an egg in the palm of the hand and bang against your opponent's egg. The loser is the one whose egg (5).....first. Another popular game is hunting eggs which have been hidden around the (6).....



Αν θέλεις να δουλέψεις σε πιο εύκολους ρυθμούς πήγαινε στο **παράρτημα I και κάνε τις ασκήσεις που μπορείς**

Unit 6:

Animals

Lesson 1: My pet



1 Match the pictures to the words:




a) goldfish, b) dog, c) cat,

d) bird, e) iguana,

f) sheep, g) cow,

h) duck, i) tortoise



1)....., 2)....., 3)....., 4)....., 5)....., 6)....., 7)....., 8)....., 9).....

2

Are these statements **TRUE (T)** or **FALSE (F)**? Write **T** or **F** in the blanks:

- ☀ A bird swims in a bowl
- ☀ A cow makes water
- ☀ An iguana climbs trees
- ☀ A cat likes apples
- ☀ A sheep eats grass
- ☀ A bird sings in a cage.....
- ☀ A dog makes milk
- ☀ A goldfish climbs trees
- ☀ A duck swims in a pond.....
- ☀ A tortoise walks slowly.....



Correct the false statements. Look at the example:

e.g. **A cow doesn't make water. It makes milk.**

- ☀
- ☀
- ☀
- ☀

3

Answer the questions. Use **Yes, it does/No, it doesn't**:

- ☀ Does an iguana make milk?.....
- ☀ Does a tortoise walk slowly?.....
- ☀ Does a duck swim in a pond?.....
- ☀ Does a goldfish wiggle its tail?.....
- ☀ Does a sheep eat grass?.....
- ☀ Does an iguana climb trees?.....



4 Match the pets to the children:

This is my pet



My name's Sandra.
 My pet has got four legs and it can run very fast. It's white and brown and it's got small teeth and small ears. It likes fish and milk.
 It is a(n).....



My name's Julia. My pet has got four legs and a long tail. It's green and it can climb trees, but it can't run fast. It sometimes sleeps in the day.
 It's a(n).....



I'm Linda. My pet has got a tail, but it hasn't got any legs or arms. It's small and orange. It lives in a bowl and it can swim.
 It's a (n).....



I'm Ruth. My pet has got two legs and a tail, but it hasn't got any feet or hands. It's got wings and it can fly, but not very well. It's got a long nose, a beak. It lives in a cage and it sings every day.
 It's a(n).....



5 Find and correct the mistakes in these sentences:



- ☀ My favourite animal are my pet dog:.....
- ☀ A fish eat special food:.....
- ☀ A bird lives in the cage:.....
- ☀ A dog wiggles their tail:.....
- ☀ A duck swims on a pond:.....
- ☀ A cat isn't sing in a cage:.....
- ☀ A cow doesn't makes water:.....

6 Read about the giraffe and put the following words in the blanks:

ears, long, lives, brown, tree



A giraffe is a very tall animal. It can be 5 or 6 metres tall.

It (1)..... in the African savannas. It's white and

(2)..... It's got a (3).....

neck, long legs and a long tail. It's got a small head and

small (4)..... It eats (5).....

leaves. It has baby giraffes (calves).

Lesson 2:

A visit to the Sea Turtle Rescue Centre

1 Match the pictures to the words:



- a) wild goat, b) wolf, c) tiger, d) monachus monachus,
 e) brown bear, f) dolphin, g) giant panda

1)....., 2)....., 3)....., 4)....., 5)....., 6)....., 7).....

2

Can you find the animals? Use these words:

cat, fish, tortoise, bird

- ☀ It's small and orange. It hasn't got any hands or feet. It's a(n).....
- ☀ It's small and yellow. It has got two legs but it hasn't got any hands. It's a(n)
- ☀ It's small and black. It's got four legs and a moustache. It's a(n).....
- ☀ It's brown and green. It's got four legs and it lives in its 'house'. It's a(n)




© IM0019 Archelon

3

Use the prompts and make sentences about the sea turtle (*caretta caretta*)

- ☀ lives/Sea/the/Mediterranean/sea/The/turtle/in
.....
- ☀ hundred/a/weights/lt/kilos
.....
- ☀ eggs/on/its/sea/The/lays/land/turtle
.....
- ☀ turtle/breathes/sea/air/The
.....
- ☀ with/its/rear/moves/lt/flippers/front/and
.....
- ☀ nests/lt/Greece/in
.....

4 Look at the information in the chart and write the suitable animal next to the statements:



	<i>It lives</i>	<i>It eats</i>	<i>It weighs</i>
Giant panda	China	bamboo	125 kilos
Sumatran Tiger	Indonesia	wild pigs, deer	140 kilos
Monachus monachus	The Mediterranean Sea	small fish, octopuses, squid	300 kilos
Brown Bear	Mountains in Pindos and Rodopi	grass, roots, ants, fish	250 kilos
Wolf	Mountains in Pindos and Rodopi	deer, wild pigs, wild goats, sheep, goats, cows, rabbits, grass	40 kilos
Dolphin	The Mediterranean Sea	small fish	110 kilos
Wild goat	Mountains in Pindos and Rodopi	grass, tree leaves	40 kilos

Note: 100=one hundred, 200=two hundred, 250=two hundred and fifty



- ☀ It lives in Indonesia
- ☀ It eats bamboo
- ☀ It eats small fish.....
- ☀ It eats tree leaves
- ☀ It weighs 250 kilos.....
- ☀ It lives in the Mediterranean Sea

5

Look at the information about the Giant Panda and write a text about this animal. Use as much information as you can:



ΤΑΥΤΟΤΗΤΑ

Επιστημονικό όνομα: *Ailuropoda melanoleuca*

Κοινό όνομα: Γιγάντιο Πάντα

Βάρος: 86 - 125 κιλά

Ύψος: 1.20 - 1.90μ.

Χρώμα: Άσπρο και μαύρο

Βιότοπος, εξάπλωση: Οροσειρές της νοτιοδυτικής Κίνας

Τροφή: μπαμπού (12-15 κιλά την ημέρα)

Μέσος όρος ζωής: 20 χρόνια στο φυσικό του περιβάλλον

Πληθυσμός: Περίπου 1.600 άτομα

Κύριες απειλές: Συρρίκνωση του βιότοπου και έλλειψη τροφής, παράνομο κυνήγι

(simplified and abridged from www.wwf.gr)

Αν θέλεις να δουλέψεις σε πιο εύκολους ρυθμούς πήγαινε στο **παράρτημα I** και κάνε τις ασκήσεις που μπορείς

Unit 7:

What are you doing?

Lesson 1:

Helping around the house



1 Match the pictures to the phrases:



- a) Andrew's sweeping,
- b) Andrew's making the beds,
- c) Dad's watering the plants,
- d) Dad's washing up,
- e) Andrew's setting the table,
- f) Mum's cooking,
- g) Amy's washing the floor,
- h) Amy's ironing



1)....., 2)....., 3)....., 4)....., 5)....., 6)....., 7)....., 8).....

2 Write the **-ing** forms:

wash.....	sit.....	play.....
have.....	look.....	get.....
swim.....	walk.....	eat.....
watch.....	study.....	put.....
come.....	give.....	fly.....

3 Look at the ghosts and write crazy sentences:



☀ Number 1

☀ Number 2

☀ Number 3

☀ Number 4

4 Look at the pictures and answer the questions. Use **Yes, he/she is**- **No, he/she isn't**



Chris



Jude



George



Bill



Nadia



Liz



Jess



Harry

- ☀ Is Chris eating a hamburger?
- ☀ Is Nadia flying a kite?
- ☀ Is Bill playing football?
- ☀ Is Jude singing?
- ☀ Is George playing the piano?
- ☀ Is Harry walking in the rain?
- ☀ Is Jess fishing?.....
- ☀ Is Liz dancing?

5 Look at the photos. What are they doing?

Hrysopiya Devetzi

The boy



© IM0054/Archelon



© newsports photo agency

.....

.....

.....


.....

.....

Lesson 2:

What do you do?

1 Match the pictures to the words:



- a) waiter,
- b) reporter,
- c) baker,
- d) policeman,
- e) shop assistant,



- f) nurse,
- g) bus driver,
- h) doctor,
- i) teacher,
- j) hairdresser



1)....., 2)....., 3)....., 4)....., 5)....., 6)....., 7)....., 8)....., 9)....., 10).....

2 Look at the pictures and answer the questions. Look at the example:

e.g. Is the nurse giving some medicine to a patient? Yes, she is.
Is the hairdresser answering the phone? No, she isn't.




- ☀ Is the waiter taking an interview?
- ☀ Is the bus driver driving a car?
- ☀ Is the baker baking bread?
- ☀ Is the reporter driving a bus?
- ☀ Is the shop assistant correcting tests?
- ☀ Is the doctor examining a patient?
- ☀ Is the nurse cutting a woman's hair?
- ☀ Is the teacher giving some clothes to a customer?
- ☀ Is the hairdresser serving people in a restaurant?



3

Brothers and sisters. What are their jobs? Read the clues and find out:




Penny's brother drives a bus.
 The hairdressers' brother is a bus driver.
 John works in a school.
 The teacher's sister takes interviews.
 Ron is a bus driver or a policeman.
 Her brother drives a police car and she examines patients.

Jobs

Bus driver,
 Reporter,
 Hairdresser,
 Policeman,
 Doctor, Teacher



Ken is a.....
 Penny is a.....
 John is a.....
 Kate is a.....
 Ron is a.....
 Helen is a.....



4

Read the interview and write about Nick Page:



Reporter: What's your name?

Nick: Nick Page.

Reporter: What do you do?

Nick: I'm a policeman.

Reporter: Where do you work?

Nick: I work in a police station, but sometimes I drive a police car in the city.

Reporter: Do you wear special clothes?

Nick: I wear a blue uniform and a grey hat.

Reporter: Do you like your job?

Nick: Yes, I like it very much.

This is my job

A policeman

Nick Page

.....

.....

.....

.....

.....

.....

.....

.....

.....

.....

5

Interview one of your relatives (e.g. father/mother/uncle/aunt) about his/her job.
Find this information:

- ✓ What's his/her name?
- ✓ What's his/her job?
- ✓ Where does he/she work?
- ✓ What does he/she wear?
- ✓ What exactly does he/she do?



Write the answers here. Make a drawing or put a photo in the box:



Name:

Job:

He/She works in.....

He/She wears.....

In this picture he/she

.....

Use the answers and write an article about him/her

This is my job

A

My

.....

.....

.....

.....

.....

.....

.....

.....

.....

.....



Αν θέλεις να δουλέψεις σε πιο εύκολους ρυθμούς πήγαινε στο **παράρτημα I και κάνε τις ασκήσεις που μπορείς**

Unit 8:

Around the city

Lesson 1:

At the park

1

Find seven words/phrases related to a park:



H	E	L	O	T	Y	O
U	A	R	E	R	I	M
K	W	A	T	E	R	L
E	V	E	K	E	Y	I
E	G	R	A	S	S	T
P	I	C	K	W	E	T
O	L	S	I	G	N	E
F	L	O	W	E	R	R
F	T	H	A	K	N	P

2 Find the mistakes in the phrases, correct them and talk about rules in a park. Use these words and write the correct phrases in the boxes:

follow, feed, play, off, pick, litter

**Don't eat the ducks Don't watch football Don't jump
Litter the paths Don't draw the flowers Keep on the grass**



.....

.....

.....


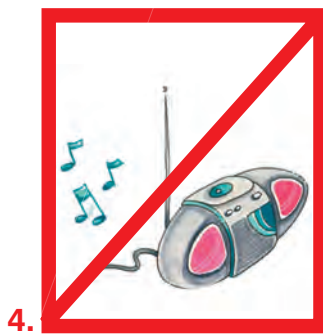


.....

.....

.....

3 Say what these signs mean. Use these words or phrases:

take photos, play music, litter, drink, pick the flowers, smoke, light fires



- 1.
- 2.
- 3.
- 4.
- 5.
- 6.
- 7.

4 Put the words in the blanks and write classroom language.

work, open, eat, play, write, listen, speak (X2), do, put up, run, talk



+	-
..... in pairs	Don't.....Greek
..... your books	Don't..... your sandwich in class
..... English	Don't..... in the classroom
..... to the cassette	Don't.....on the desks or the walls
..... your homework	Don't.....football in the classroom
..... your hand	Don't.....in the playground

5 Tell the robot what to do:



1.
.....




2.
.....



3.
.....



4.
.....



5.
.....




6.
.....

Lesson 2:


A traffic warden visits our school



1 Match the pictures to the words:



a) *crossing*



b) *traffic lights*



c) *seat belt*



d) *pavement*



e) *pedestrian*

1.....,

2.....,

3.....,

4.....,

5.....

2 Choose the correct phrase. Tick the box:



You can't turn left

You must turn left



Don't cross the street

Be careful, there are children crossing the street



You can't park here

You must park here



You can't ride your bicycle here

You can ride your bicycle here



You can drive at 50 km an hour

You can't drive at 50 km an hour



You can't drive here

You must drive here

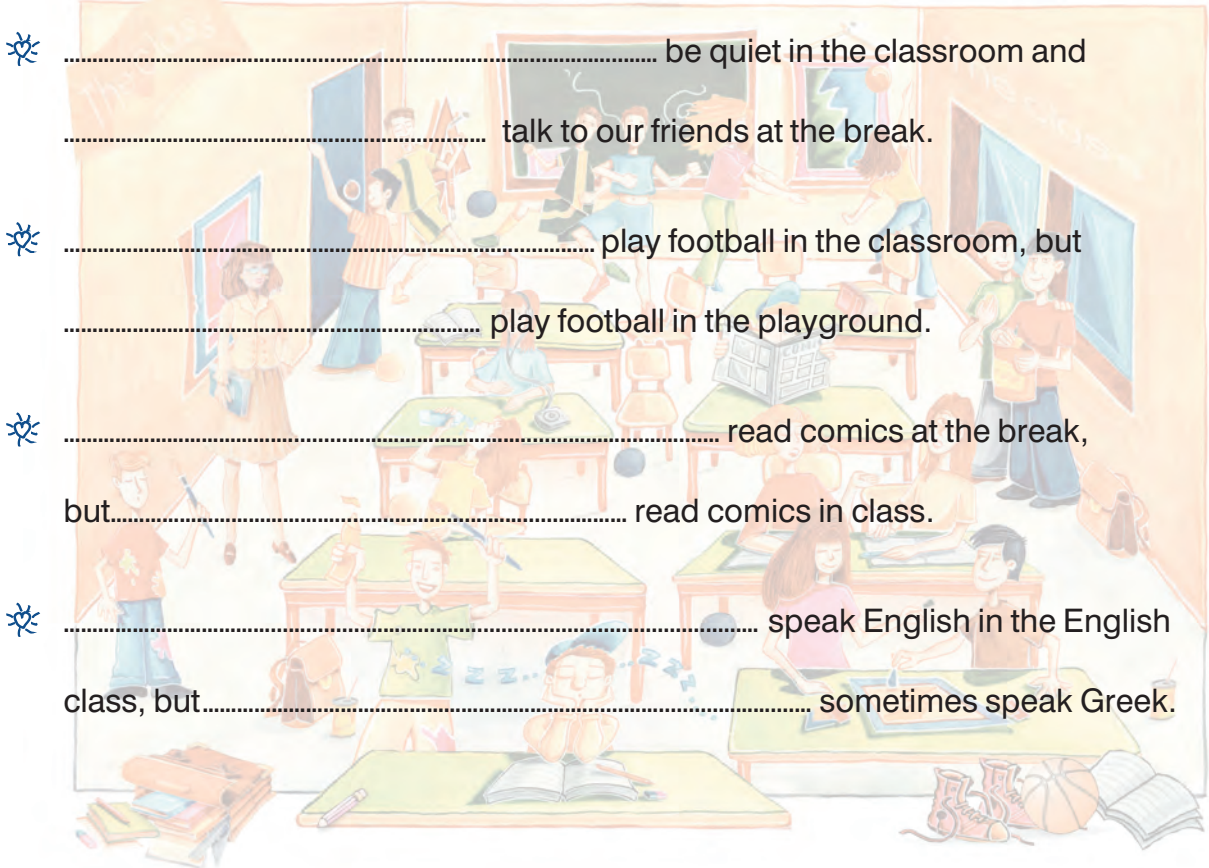


You can sound your horn here

You can't sound your horn here

3

Write school rules. Use **we must**, **we mustn't** or **we can**:



☀ be quiet in the classroom and
 talk to our friends at the break.

☀ play football in the classroom, but
 play football in the playground.

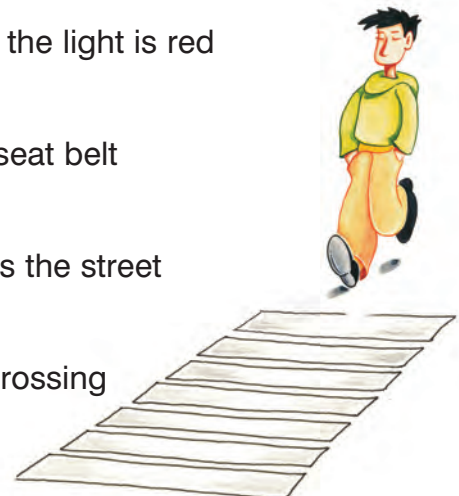
☀ read comics at the break,
 but read comics in class.

☀ speak English in the English
 class, but sometimes speak Greek.

4

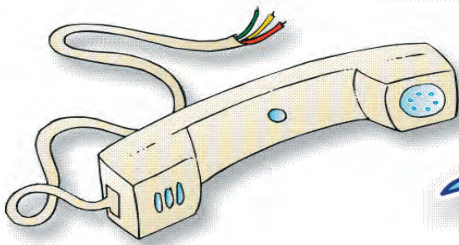
Match the left and the right column. Draw lines:

- | | | | |
|------------------------|---|---|-----------------------|
| Cross the street | • | • | when the light is red |
| Don't run | • | • | your seat belt |
| Don't cross the street | • | • | across the street |
| Always wear | • | • | at a crossing |



5 Read what Maria is telling her cousin on the phone. Give Maria and Tania advice about what to be careful of, when they are walking in the street:

.....χτες, που λες, περάσαμε φανταστικά με την Τάνια. Πήγαμε στο σινεμά. Είχαμε δώσει ραντεβού έξω από το σπίτι της. Μόλις έφτασα σπίτι της και την είδα να περιμένει, έτρεξα να πάω κοντά της. Όμως την ώρα που περνούσα τον δρόμο ένα αυτοκίνητο κόντεψε να πέσει πάνω μου! Από τη βιασύνη μου να δω τη φίλη μου δεν έλεγξα πριν περάσω τον δρόμο! Πήρα μια τρομάρα! Τέλος πάντων, το έργο ήταν φοβερό! Γελάσαμε με την ψυχή μας! Και στον δρόμο της επιστροφής, καθώς θυμόμασταν διάφορες σκηνές περπατώντας στον δρόμο, ένα μηχανάκι κόντεψε να χτυπήσει την Τάνια. Έτσι όπως ήμασταν αφηρημένες και γελούσαμε, καθώς θυμόμασταν τις σκηνές του έργου, ξεχαστήκαμε και περπατούσαμε στη μέση του δρόμου. Άλλη φορά θα προσέχουμε και εγώ και εκείνη, όταν περπατάμε στον δρόμο.....



Now, give Maria and Tania advice:



.....



.....

Αν θέλεις να δουλέψεις σε πιο εύκολους ρυθμούς πήγαινε στο **παράρτημα I και κάνε τις ασκήσεις που μπορείς**

Unit 9:

The school party

Lesson 1:

At the supermarket



1 Put these words in the correct list:

oranges, apples, carrots, lettuce, cheese, tomatoes, eggs, sweets, chicken, ham, yoghurt, milk, ice cream, biscuits, cake, chocolate, sugar

Meat	Vegetables	Sweets	Dairy products	Fruit

Can you add more words to the lists?

2 Write *a, an/some* in front of the words:



.....cheese, ham, lemonade,egg,
hamburger, sandwich, butter, cola
chips,sausage,peanuts,bread

3

Match the phrases to the foods. Look at the example:

e.g. a bottle of milk



cheese, crisps, lemonade, bread, sausages, eggs

a packet of, a kilo of, a bottle of, a bag of, a dozen



biscuits, peanuts, cola, milk, cornflakes, ham



.....

.....

.....

.....

4

Sophia's mother is at the supermarket. These are the things in her trolley. Complete her shopping list:



1 dozen eggs

3 packets of cr.....

2



5 Complete the bubbles:

1.

3. two

2.

4.

1.90 €/packet

1. How much is this milk?

3. I'll have two bottles, please

2. It's 1.80€ a bottle

4. That's 3.60€, please





1.

3. half

2.

4.



3.40 €/dozen

1.

3. two

2.

4.



2.30 €/packet

1.

3. 250 grams

2.

4.



12.40 €/kilo

1.

3. three

2.

4.

1.70 €/kilo

6

Put the words in the correct list:

milk, sweets, chocolate, cornflakes, ice cream, apples, oranges, carrots, tomatoes, yoghurt, pizza, cake, hamburgers, chips, crisps

It's good to eat or drink...	It's not good to eat or drink...

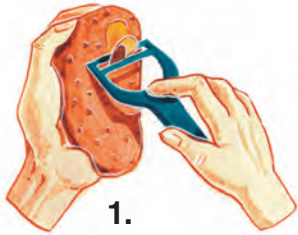


Lesson 2:

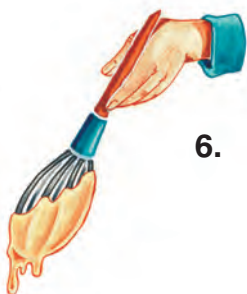
Let's make some sandwiches



1 Match the pictures to the words



- a) slice
- b) boil
- c) spread
- d) add
- e) mix
- f) grate
- g) drain
- h) beat
- i) peel
- j) pour



1....., 2....., 3....., 4....., 5.....,
6....., 7....., 8....., 9....., 10.....

2

Do you like stories? Read this story about a tasty stone soup and answer the questions that follow:



"The Stone Soup"

One day a beggar comes to an old woman's house. He says:

"Please, I need some food"

But the woman says:

"Go away! I haven't got any food!"

Then the beggar says:

"But I've got a magic stone. I can make soup with it. I only need some water"

Then the woman says:

"A magic stone, eh? Well, then, come in. I've got some water."

She puts a saucepan with water on the cooker and the beggar puts the stone in the water. Then he tastes the soup.

"Mmmm! It's very tasty. But it just needs some salt and pepper"

The woman says:

"I've got some salt and pepper"

She adds some salt and pepper to the soup.

The beggar tastes the soup.

"Mmmm! It's very tasty! It just needs some vegetables"

The woman says:

"I've got some vegetables"

She runs into the garden and comes back with some tomatoes, some potatoes, some carrots and some parsley in her hands. She adds them to the soup.

The beggar tastes the soup.

"Mmmm! It's very tasty. It just needs some meat"

The woman says:

"I've got some meat"

She brings some meat and sausages and adds them to the soup.

The beggar tastes the soup.

"Right! I can't see the stone now. The soup is ready. Let's eat. But bread is very good with stone soup"

The woman says:

"I've got some bread"

She brings some bread and two dishes. She puts them on the table. The beggar pours the soup in the dishes. The woman tastes the soup.

"Mmmm! It's very tasty! And there's only a stone in it!"

The beggar eats the soup. When he goes away, he gives the woman the magic stone.

"You can have the magic stone now" he says.

"Oh, thank you" she says.

"But, remember" says the beggar.

"For the best stone soup, you need some salt, some pepper, some potatoes, some tomatoes, some carrots, some parsley, some meat and some sausages"

Tick the things that the old woman put in the saucepan. Then make sentences and read them out in class:



In the soup there is/are some/a-an...

- Tomatoes
- Fish
- Potatoes
- Onions
- Carrots
- Meat
- Stone
- Butter
- Egg
- Sausages
- Chicken
- Parsley
- Salt
- Pepper



Now, act out the story in pairs. One of you is the beggar and the other is the old woman. Copy your lines here and learn them by heart:

A large scroll with ten horizontal dotted lines for writing.

3

Make questions with **how much** or **how many**:



.....milk is there in the bottle?

.....bananas have you got in your bag?

.....ham do you want in your sandwich?



.....sugar do you take in your coffee?

.....sandwiches have we got for the party?

.....packets of crisps have we got for the party?

.....lemonade is there in your glass?



Αν θέλεις να δουλέψεις σε πιο εύκολους ρυθμούς πήγαινε στο παράρτημα I και κάνε τις ασκήσεις που μπορείς

Unit 10:

Enjoy your holidays!

Lesson 1:

Our yearbook



1

This is Eva's entry from the school yearbook. Read it and answer the questions that follow:



Hi! My name is Eva Maldini. I am a new student in this school. I come from the USA. My mother is Greek and my father is Italian. They are architects. I like it here in Athens and I like my school and my new friends. My favourite sport is volleyball and my hobby is playing computer games. My favourite subject is Environmental Studies, because I like learning about the Nature and animals. My favourite animal is the caretta caretta sea turtle and I am sorry that it's an endangered species. I try to protect the environment and I give my old books for recycling. When I grow up, I want to be a volunteer for Environmental Organizations like WWF or Greenpeace.

© 1996 MEDASSET, R. Poland



- ✓ Where is Eva from?
- ✓ Where is her father from?
- ✓ What does he do?
- ✓ Does Eva like basketball?
- ✓ Why does she like Environmental Studies?
- ✓ What's her favourite animal?
- ✓ What does she do to protect the environment?
- ✓ What does she want to do when she grows up?



2 Answer these questions about yourself:

- ✓ Where do you come from?
- ✓ Where does your father come from?
- ✓ What does he do?
- ✓ Where does your mother come from?
- ✓ What does she do?
- ✓ What's your favourite sport?
- ✓ What's your favourite subject?
- ✓ Why do you like it?
- ✓ What do you want to do when you grow up?

3 Use your answers to the questions in exercise 2 to write about yourself. Paste your photo in the white box.

This is me!

Lesson 2:

“Dairy the fairy”



1 Read the story with Dairy the fairy in the Student's book and help Andrew. He is telling his sister Amy the story, but he can't remember it well. Find his mistakes and correct them:



Dairy is a fairy. She lives on a farm with her dog, Milky. Dairy and Milky are good friends. They play together every day.



Dairy likes dairy products. She only eats milk and meat. On her farm she's got a duck in a stable and she has fresh milk and meat every day.



One day Dairy goes in the kitchen. She opens the fridge, but there is no milk. Milky is on the fridge. Dairy asks Milky: “Where is my milk?” Milky is licking his whiskers. Then he says: “Yummy, yummy, yummy, it's in my tummy”.



Then Dairy is very angry. She takes her magic hat, waves it in the air and ***Abracadabra!*** Milky is now a horse! Horses don't drink milk. Now Dairy is happy. The horse can't drink her milk.



One day Dairy goes in the kitchen. She opens the fridge, but there is no meat. Milky is on the fridge. Dairy asks Milky: "Where is my meat?" Milky is licking his whiskers. Then he says: "Yummy, yummy, yummy, it's in my tummy".



Then Dairy is very angry. She takes her magic hat, waves it in the air and ***Abracadabra!*** Milky is now an iguana. Iguanas don't eat meat. Now Dairy is happy. The iguana can't eat her meat.



One day Dairy goes out on the farm. She wants fresh milk and meat. She looks for her duck, but she can't find her. Milky is near the stable. Dairy asks Milky: "Where is my duck?" Milky is licking his whiskers. Then he says: "Yummy, yummy, yummy, it's in my tummy".



Then Dairy is very angry. She takes her magic hat, waves it in the air and **Abracadabra!** Milky is now a.....?! He's got a crocodile body, a camel head, a monkey tail, a giraffe neck and donkey ears! Milky is very happy. He is ridiculous. All the animals are laughing at him. But Dairy is happy, too. She loves Milky. He is her friend and Dairy misses him.



Then Dairy takes her magic hat, waves it in the air and ***Abracadabra!*** Now Milky is a dog, again. Then Dairy takes her magic hat again, waves it in the air and ***Abracadabra!*** Now there are meat trees on her farm and a well of milk. Dairy and Milky can drink milk and eat meat all day long!

Αν θέλεις να δουλέψεις σε πιο εύκολους ρυθμούς πήγαινε στο παράρτημα I και κάνε τις ασκήσεις που μπορείς

Δούλεψε στους δικούς σου ρυθμούς

Unit 1 Lesson 1

5 Αυτός είναι ο κατάλογος των μαθητών του 187ου Δημοτικού Σχολείου της Αθήνας. Χρησιμοποίησε τις πληροφορίες στο κουτάκι για να συμπληρώσεις τα κενά στις φράσεις που ακολουθούν με λέξεις:

Χρησιμοποίησε λέξεις από τους παρακάτω πίνακες. Μην ξεχάσεις να βάλεις παύλα ανάμεσα στον αριθμό των δεκάδων και των μονάδων:

10=ten	40=forty	70=seventy
20=twenty	50=fifty	80=eighty
30=thirty	60=sixty	90=ninety
1=one	4=four	7=seven
2=two	5=five	8=eight
3=three	6=six	9=nine



187ο Δημοτικό Σχολείο Αθήνας	Αγόρια	Κορίτσια
Α΄ τάξη	9	12
Β΄ τάξη	11	13
Γ΄ τάξη	14	12
Δ΄ τάξη	15	8
Ε΄ τάξη	11	19
Στ΄ τάξη	9	16
Σύνολο	69	80



- There are students in A' class
- There are students in B' class
- There are students in C' class
- There are students in D' class
- There are students in E' class
- There are students in F' class
- There are boys in the school
- There are girls in the school



Lesson 2

3 Προσπάθησε να μαντέψεις τα αγαπημένα μαθήματα των παρακάτω μαθητών από τις πληροφορίες για τα πράγματα που τους αρέσουν. Διάλεξε ανάμεσα από τις λέξεις που σου δίνονται. Δώσε προσοχή στις πιο έντονα μαύρες λέξεις:



☀ Jim likes **numbers**. His favourite subject is *Language/ Maths*

☀ Sandra likes **playing football**. Her favourite subject is *Physical Education (P.E)/ Religious Education (R.E.)*

☀ Helen likes **trees** and **flowers**. Her favourite subject is *Environmental Studies (E. S)/ Maths*

☀ Philip likes **singing** and **playing the piano**. His favourite subject is *Language/ Music*

☀ Charles likes **making pictures**. His favourite subject is *Music/ Art*

☀ Pam likes **grammar**. Her favourite subject is *Music/ Language*

☀ Michael likes **old things**. His favourite subject is *History/ Environmental Studies (E. S)*

☀ George likes **going to church**. His favourite subject is *Maths/ Religious Education (R.E.)*



Unit 2

Lesson 1

3

Παρακάτω βλέπεις μερικά αποσπάσματα από περιγραφές εκφωνητών σε διάφορα αθλήματα. Μπορείς να βρεις για ποια αθλήματα πρόκειται;

-Η πάσα είναι καλή για τον Καφέ. Εκείνος βγάζει μια έξυπνη μπαλιά στον κενό χώρο για τον Χούτο. Ο Χούτος στο τετ-α-τετ και είναι το 1-0!
-ακόμα 37 δευτερόλεπτα. Ο Λιαδέλης πασάρει στον Χαρίση. Εκείνος στο λεί-απ.....Ο! Εκπληκτική τάπα! Το σκορ παραμένει 58-52.....
-μέχρι στιγμής το σκορ είναι 2-1 σετ εις βάρος του Ολυμπιακού. Οι Κυριαζής και Δημητρακόπουλος υψώνονται στο φιλέ για να εμποδίσουν το καρφί του Ντονά.....
-Η Δανιηλίδου κάνει το σερβίς και δυστυχώς ρίχνει τη μπάλα πάνω στο φιλέ. Το σερβίς περνάει στην αντίπαλό της.....
-η Νέρι Νιαγκουάρα φοράει το σκουφάκι της και ανεβαίνει στον βατήρα. Κοιτάζει την άλλη άκρη της πισίνας και ετοιμάζεται για τον πυροβολισμό που θα δώσει την εκκίνηση και θα πέσει στο νερό.....
-δεν είναι λοιπόν περίεργο που ο Κακλαμανάκης ονομάστηκε 'παιδί του ανέμου'. Σκίζει τα κύματα με φοβερή ταχύτητα. Το πανί του με τα εθνικά μας χρώματα, γαλάζιο και άσπρο, προηγείται κατά πολύ των αντίπαλων του.....
-οι δυο μας αθλήτριες, Τσούλφα και Μπεκατώρου, έχουν αρχίσει να πανηγυρίζουν μέσα στο μικρό τους σκάφος. Ξέρουν ότι έχουν ήδη εξασφαλίσει το χρυσό μετάλλιο για την Ελλάδα.....

Διάλεξε την κατάλληλη λέξη:

1. football/ volleyball/basketball
2. football/ volleyball/basketball
3. football/ volleyball/basketball
4. tennis/ swimming/ sailing
5. tennis/ swimming/ sailing
6. swimming/ sailing/ windsurfing
7. swimming/ sailing/ windsurfing



Lesson 2

- 5 Είναι τα γενέθλια της Kate. Διάβασε τι χόμπυ έχει και διάλεξε το κατάλληλο δώρο ανάλογα με το χόμπυ της:



- ☀ She likes listening to music.

Let's give her **a radio/a bike/a book**

- ☀ She likes dancing.

Let's give her **a racket/ballet shoes/a football**

- ☀ She likes watching TV.

Let's give her **a CD/a computer/a TV**

- ☀ She likes playing computer games.

Let's give her **a computer/a radio/a book**

- ☀ She likes reading.

Let's give her **a book/a basketball/a racket**



Unit 3

Lesson 2

3

Παρακάτω βλέπετε πληροφορίες για ορισμένα αξιοθέατα στο Λονδίνο από κάποιον ταξιδιωτικό οδηγό. Διάβασε τις πληροφορίες και συμπλήρωσε τα κενά στο κουτί που ακολουθεί. Δώσε ιδιαίτερη προσοχή στις λέξεις ή φράσεις με έντονα μαύρο χρώμα:

1. Tower of London: Ο Πύργος του Λονδίνου **βρίσκεται στην περιοχή Σίτυ (City)**. Το χτίσιμο του Πύργου άρχισε τον 11^ο αιώνα και ολοκληρώθηκε τον 13ο αι., **είναι δηλαδή 900 χρονών**. Παλιότερα ήταν φυλακή και παλάτι αλλά σήμερα είναι μουσείο. Για να ξεναγηθείτε υπολογίστε περίπου δυο ώρες. Μη χάσετε την περίφημη συλλογή με **τα κοσμήματα του Στέμματος (Crown Jewels)**, τον **Λευκό Πύργο (White Tower)**, που είναι το πιο παλιό τμήμα, τον **Ματωμένο Πύργο (Bloody Tower)** και την **Πύλη του Προδότη (Traitor's Gate)**. Στον Πύργο του Λονδίνου θα σας ξεναγήσουν οι γνωστοί **Γιόμαν Γουόρντερς ή Μπιφίτερς (Yeomen Warders or Beefeaters)** με τις χαρακτηριστικές μαύρες και κόκκινες στολές τους.

2. Tower Bridge: Πρόκειται για την παλιότερη σήμερα γέφυρα πάνω από τον ποταμό Τάμεση (Thames). **Βρίσκεται στην περιοχή του Σίτι (City), κοντά στη Γέφυρα του Λονδίνου (London Bridge) και τον Πύργο του Λονδίνου (Tower of London)**. **Εγκαινιάστηκε επίσημα στις 30 Ιουνίου 1894**

και από τότε είναι ένα από τα κυριότερα αξιοθέατα του Λονδίνου.

Οι πύργοι της είναι χτισμένοι σε Γοτθικό στυλ και το μεσαίο κομμάτι της γέφυρας μπορεί να υψωθεί για να περάσουν πλοία. Για τις ώρες που σηκώνεται η γέφυρα ρωτήστε στο Bridge Lift Information.

3. British Museum: Το Βρετανικό Μουσείο **χτίστηκε το 1753** και περιλαμβάνει μια πλούσια συλλογή από αρχαιότητες και νομίσματα μοιρασμένα σε 94 αίθουσες. **Βρίσκεται στην περιοχή του Σίτι (City) κοντά στο Πανεπιστήμιο του Λονδίνου (University of London)**. Ανάμεσα στα πιο σημαντικά εκθέματά του είναι τα **Μάρμαρα του Παρθενώνα (Elgin Marbles)** και η **Ροζέτα (Rosetta Stone)** που έδωσε τη δυνατότητα στους αρχαιολόγους να αποκρυπτογραφήσουν τα Αιγυπτιακά ιερογλυφικά.



Sight 1

Name:

Area:

It is near:

It is years old.

There, you can see

**Sight 2**

Name:

Area:

It is near:

It is years old.

**Sight 3**

Name:

Area:

It is near:

It is years old.

There, you can see



4

Διάβασε το παρακάτω κείμενο και απάντησε αν οι προτάσεις που ακολουθούν είναι **ΑΛΗΘΕΙΑ (TRUE)** ή **ΨΕΜΜΑΤΑ (FALSE)**. Κύκλωσε το κατάλληλο αρχικό γράμμα. Για να βοηθηθείς δώσε ιδιαίτερη προσοχή στις πιο έντονα μαύρες λέξεις ή φράσεις:



This is where I live

I live in a beautiful town, Mytilene. It is on the island of Lesbos, in the north-eastern part of Greece and **it is near the sea**. It is a clean town and there are a lot of trees in the streets. **There are some blocks of flats**, but only in the centre of the town. There are a lot of houses and some of them have beautiful gardens. **I live in a small house** with a garden. **There is a church near my house** and a park in front of the church. At weekends **my friends and I go to the park and play football**, but **sometimes I go to the supermarket with my mum** on Saturday mornings. There isn't a theatre in our town, but **there is a cinema** and sometimes we go there with my friends on Sunday afternoons.

Panagiotis

- | | | |
|---|---|---|
| 1. Panagiotis lives in a city | T | F |
| 2. Mytilene is near the sea | T | F |
| 3. There are a lot of blocks of flats in Mytilene | T | F |
| 4. Panagiotis lives in a flat | T | F |
| 5. There is a church near his house | T | F |
| 6. Panagiotis and his friends play basketball at the park | T | F |
| 7. He sometimes goes to the shopping centre with his mum on Saturday mornings | T | F |
| 8. There is a cinema in his town | T | F |

Unit 4


Lesson 1

- 3 Πότε είναι τα γενέθλιά σου; Γράψε μια κάρτα για να καλέσεις τους φίλους σου στο πάρτυ γενεθλίων σου. Χρησιμοποίησε το κείμενο από την πρόσκληση για το πάρτυ της Sophia που φαίνεται παρακάτω ως παράδειγμα και χρωμάτισε τις εικόνες για να την κάνεις όμορφη:

Come to my party!

Come to my birthday party! It's on Saturday May 3rd, at 7.30 p.m.
My address is 34 Peristaseos street. We can dance, play computer games, sing karaoke, play in the garden and.....have lots of fun!

Sophia



Come to my party! It's on..... My address is

..... street. We can

.....

Lesson 2

7 Χρωμάτισε τους μήνες και γράψε για το κλίμα της Ελλάδας. Χρησιμοποίησε τις πληροφορίες για την Ελλάδα και το παράδειγμα για την Αγγλία. Δώσε ιδιαίτερη προσοχή στις έντονα μαύρες λέξεις:

Η Ελλάδα έχει μεσογειακό κλίμα. Τα **καλοκαίρια** είναι **ξηρά** και **πολύ θερμά** και υπάρχει **μεγάλη ηλιοφάνεια**. Οι **χειμώνες** είναι **ψυχροί** και **βροχεροί** και σε ορισμένες περιοχές, όπως τα νησιά του Αιγαίου, φυσούν **ισχυροί βόρειοι άνεμοι**. Το **φθινόπωρο** είναι δροσερό **με αρκετές βροχές** και η **άνοιξη ζεστή με μεγάλη ηλιοφάνεια**.

In England, it's **sunny** and hot in **June, July** and **August**. It's **windy** in **March, April, October** and **November**. They have **snow** and it's cold in **December, January** and **February**. They have **rain every month**.

sun



rain



winds



snow



January ○○○○○	February ○○○○○	March ○○○○○	April ○○○○○
May ○○○○○	June ○○○○○	July ○○○○○	August ○○○○○
September ○○○○○	October ○○○○○	November ○○○○○	December ○○○○○

In Greece,

.....

.....

.....

.....

.....

Unit 5

Lesson 1

4 Πρόσθεσε τις λέξεις **always, often, sometimes, never** στα κενά των προτάσεων. Εσύ θα αποφασίσεις ποια λέξη ταιριάζει σε ποιο κενό:



- ☀ In August it'shot
- ☀ In December it'shot
- ☀ We arehappy at holidays
- ☀ In September it'scold
- ☀ On our birthday weget presents
- ☀ Itsnows in the summer
- ☀ Itrains in the autumn
- ☀ Schools areopen on Sundays

5 Βρες τα λάθη στις παρακάτω προτάσεις. Μπορεί να είναι λάθη στον τρόπο που είναι σχηματισμένες οι λέξεις ή στη σειρά των λέξεων. Δώσε ιδιαίτερη προσοχή στις λέξεις με έντονα μαύρο χρώμα:



- ✓ **My father** never **go** to work on Sundays:.....
- ✓ I **play never** computer games on Mondays:
- ✓ I **always am** happy on my birthday:
- ✓ **Dennis** often **eat** sweets:
- ✓ **Always** after school I watch TV:.....



Lesson 2

2

Στο παρακάτω κείμενο υπάρχουν λάθος πληροφορίες για τις γιορτές των Χριστουγέννων και Halloween στη Βρετανία. Είναι τα σημεία με τα έντονα μαύρα γράμματα. Προσπάθησε να διορθώσεις τα λάθη. Χρησιμοποίησε τις λέξεις που βρίσκονται πάνω από κάθε κείμενο:



turkey, hat, stocking, sing, evening, cards, presents, Day, potatoes, pudding



Christmas

Christmas is Britain's most popular holiday. At Christmas, people decorate the Christmas tree and their houses, they often send **letters** to each other and children **play** carols in the street. At home, children have got a **shirt** and Father Christmas (Santa Claus) puts **sweets** in it. They always open their presents on Christmas **Eve**. In the **morning** the family has Christmas dinner. They eat roast **chicken** or beef with fried **tomatoes** and Brussels sprouts. For dessert, they often have sweet mince pies or Christmas **chocolate**. At Christmas dinner, they put Christmas crackers on each plate. In the crackers, there is usually a party **present**, a riddle and a toy.



apples, ducking, October, Trick, houses, donkey

Halloween

Halloween is on 31 **May** and is a time of pumpkins, candies, ghosts and witches and people decorate their **schools** with 'Jack-o-Lanterns'. On Halloween, children dress up in fancy costumes and they go '**Sing** or Treat' from door to door. People give them goodies, like candies, caramel **oranges** or popcorn balls. Sometimes there are spooky parties and children often play '**swimming** for apples' and 'pin-the-tail-on-the **horse**'.



Unit 6

Lesson 2

5

Διάβασε τις πληροφορίες για το γιγάντιο πάντα και γράψε ένα κείμενο για το ζώο αυτό. Χρησιμοποίησε τις απαντήσεις στις ερωτήσεις που ακολουθούν:



ΤΑΥΤΟΤΗΤΑ

Επιστημονικό όνομα: *Ailuropoda melanoleuca*

Κοινό όνομα: Γιγάντιο Πάντα

Βάρος: 86 - 125 κιλά

Ύψος: 1.20 - 1.90μ.

Χρώμα: Άσπρο και μαύρο

Βιότοπος, εξάπλωση: Οροσειρές της νοτιοδυτικής Κίνας

Τροφή: μπαμπού (12-15 κιλά την ημέρα)

Μέσος όρος ζωής: 20 χρόνια στο φυσικό του περιβάλλον

Πληθυσμός: Περίπου 1.600 άτομα

Κύριες απειλές: Συρρίκνωση του βιότοπου και έλλειψη τροφής, παράνομο κυνήγι

(simplified and abridged from www.wwf.gr)

- ✓ What is its name? Giant Panda
- ✓ How much does it weigh? It weighs 86 to 125 kilos
- ✓ How tall is it? It's 1.20 to 1.90 metres tall
- ✓ What colour is it? It's black and white
- ✓ Where does it live? It lives in the mountains of southwestern China
- ✓ What does it eat? It eats 12 to 15 kilos of bamboo a day
- ✓ How long does it live? It lives about 20 years
- ✓ How many pandas are there today? There are about 1.600 pandas today
- ✓ What are the main problems? Destruction of the habitat, lack of food, poaching

.....

.....

.....

.....

.....

.....

.....

.....

.....

.....

Unit 7

Lesson 2

3 Βρες τι δουλειά κάνουν τα αδέρφια τους:

Jobs
 Bus driver, Reporter,
 Hairdresser, Policeman,
 Doctor, Teacher



Ken Penny

Penny's brother drives a bus.
 The hairdressers' brother is a bus driver.
 John works in a school.
 The teacher's sister takes interviews.
 Ron is a bus driver or a policeman.
 Her brother drives a police car
 and she examines patients.



Kate



John



Ron



Helen

Kate is a reporter and her brother John is a
 Ken is a bus driver and his sister Penny is a
 Ron is a policeman and his sister Helen is a

4 Διάβασε τη συνέντευξη με το Nick Page και μετά γράψε για αυτόν. Χρησιμοποίησε το κείμενο για τη νοσοκόμα Nelly Pitt ως παράδειγμα και δώσε προσοχή στις έντονα μαύρες λέξεις:

A nurse

Nelly Pitt is a nurse and works in a hospital. She helps patients in the hospital. She wears a white uniform and a white hat. She likes her job very much.



This is my job
 A policeman

Reporter: What's your name? **Reporter:** Do you wear special clothes?
Nick: Nick Page. **Nick:** I wear a blue uniform and a grey hat.
Reporter: What do you do? **Reporter:** Do you like your job?
Nick: I'm a policeman **Nick:** Yes, I like it very much.
Reporter: Where do you work? **Reporter:** Do you like your job?
Nick: I work in a police station, but sometimes I drive a police car in the city.

Nick Page

.....

.....

.....

Unit 8

Lesson 1

5

Ταίριαξε τις φράσεις με τα σκίτσα για να πεις στο ρομπότ τι πρέπει να κάνει:

*run, sit down, stand up, put up your hand,
go to the door, stretch your arms*



1.




2.



3.



4.



5.

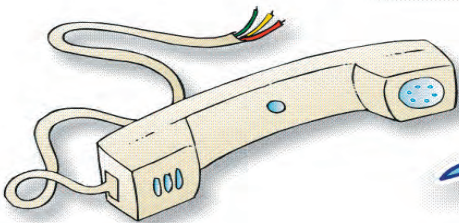


6.

Lesson 2

5 Η Μαρία και η φίλη της η Τάνια πήγαν μια βόλτα αλλά ήταν πολύ απρόσεκτες στον δρόμο και έκαναν πράγματα που δεν έπρεπε να κάνουν. Διάβασε τη διήγηση της Μαρίας και διάλεξε ποιες φράσεις είναι κατάλληλες για συμβουλές στις δύο φίλες. Βάλε ένα ✓ δίπλα στις σωστές συμβουλές:

.....χτες, που λες, περάσαμε φανταστικά με την Τάνια. Πήγαμε στο σινεμά. Είχαμε δώσει ραντεβού έξω από το σπίτι της. Μόλις έφτασα σπίτι της και την είδα να περιμένει, έτρεξα να πάω κοντά της. Όμως την ώρα που περνούσα τον δρόμο ένα αυτοκίνητο κόντεψε να πέσει πάνω μου! Από τη βιασύνη μου να δω τη φίλη μου δεν έλεγξα πριν περάσω τον δρόμο! Πήρα μια τρομάρα! Τέλος πάντων, το έργο ήταν φοβερό! Γελάσαμε με την ψυχή μας! Και στον δρόμο της επιστροφής, καθώς θυμόμασταν διάφορες σκηνές περπατώντας στον δρόμο, ένα μηχανάκι κόντεψε να χτυπήσει την Τάνια. Έτσι όπως ήμασταν αφηρημένες και γελούσαμε, καθώς θυμόμασταν τις σκηνές του έργου, ξεχαστήκαμε και περπατούσαμε στη μέση του δρόμου. Άλλη φορά θα προσέχουμε και εγώ και εκείνη, όταν περπατάμε στον δρόμο.....



Τώρα βάλε ✓ και διάλεξε τις κατάλληλες συμβουλές για τα δυο κορίτσια:

- ☀ Always look out for cars, when you are crossing the street
- ☀ Wait for your friend in the street
- ☀ Don't walk in the middle of the street, always walk on the pavement
- ☀ Don't talk and laugh with your friends, when you are walking in the street
- ☀ If there aren't any cars, you can walk in the street

Unit 9 Lesson 1

5 Συμπλήρωσε τις λέξεις που λείπουν:

1. How much is this ?

3. I'll have two , please

2. It's € a packet

4. That's €, please



1.90 €/packet

How much is this milk?

I'll have two bottles, please

It's 1.80€ a bottle

That's 3.60€, please



1. How much eggs?

3. I'll have half a dozen, please

2. They're € a dozen


4. That's €, please

1. How much are sausages?


3. I'll have two , please

2. They're € a kilo

4. That's €, please



3.40 €/dozen



2.30 €/packet

1. How much this ham?

3. I'll have 250 grams, please

2. It's € a kilo

4. That's €, please

1. How much these ?

3. I'll have three , please

2. They're € a kilo

4. That's €, please



12.40 €/kilo



1.70 €/kilo

Lesson 2

2

Σου αρέσουν οι ιστορίες; Αν ναι, διάβασε την παρακάτω ιστορία και δώσε απαντήσεις στην άσκηση που ακολουθεί:



"The Stone Soup"

One day a beggar comes to an old woman's house. He says:

"Please, I need some food"

But the woman says:

"Go away! I haven't got any food!"

Then the beggar says:

"But I've got a magic stone. I can make soup with it. I only need some water"

Then the woman says:

"A magic stone, eh? Well, then, come in. I've got some water."

She puts a saucepan with water on the cooker and the beggar puts the stone in the water. Then he tastes the soup.

"Mmmm! It's very tasty. But it just needs some salt and pepper"

The woman says:

"I've got some salt and pepper"

She adds some salt and pepper to the soup.

The beggar tastes the soup.

"Mmmm! It's very tasty! It just needs some vegetables"

The woman says:

"I've got some vegetables"

She runs into the garden and comes back with some tomatoes, some potatoes, some carrots and some parsley in her hands. She adds them to the soup.

The beggar tastes the soup.

"Mmmm! It's very tasty. It just needs some meat"

The woman says:

"I've got some meat"

She brings some meat and sausages and adds them to the soup.

The beggar tastes the soup.

"Right! I can't see the stone now. The soup is ready. Let's eat. But bread is very good with stone soup"

The woman says:

"I've got some bread"

She brings some bread and two dishes. She puts them on the table. The beggar pours the soup in the dishes. The woman tastes the soup.

"Mmmm! It's very tasty! And there's only a stone in it!"

The beggar eats the soup. When he goes away, he gives the woman the magic stone.

"You can have the magic stone now" he says.

"Oh, thank you" she says.

"But, remember" says the beggar.

"For the best stone soup, you need some salt, some pepper, some potatoes, some tomatoes, some carrots, some parsley, some meat and some sausages"

Unit 10

Lesson 1

2 Απάντησε τις παρακάτω ερωτήσεις για τον εαυτό σου. Συμπλήρωσε ή διάλεξε την κατάλληλη/κατάλληλες λέξη/λέξεις:

✓ Where do you come from?

I come from

✓ Where does your father come from?

My father comes from

✓ What does he do?

He is a/ He works

✓ Where does your mother come from?

My mother comes from

✓ What does she do?

She is a...../ She works

✓ What's your favourite sport?

I like football/basketball/swimming/

✓ What's your favourite subject?

I like Maths/English/Language/


✓ Why do you like it?

I like it because it's easy/difficult/interesting/

✓ What do you want to do when you grow up?

I want to be/learn

3 Χρησιμοποίησε τις απαντήσεις σου από την προηγούμενη άσκηση για να γράψεις για τον εαυτό σου, συμπληρώνοντας και συνεχίζοντας το κείμενο:



This is me!

My name is and I come from My father
comes from and my mother comes
from My father is a and my
mother

.....

.....

.....


.....

.....

Βάσει του ν. 3966/2011 τα διδακτικά βιβλία του Δημοτικού, του Γυμνασίου, του Λυκείου, των ΕΠΑ.Λ. και των ΕΠΑ.Σ. τυπώνονται από το ΙΤΥΕ - ΔΙΟΦΑΝΤΟΣ και διανέμονται δωρεάν στα Δημόσια Σχολεία. Τα βιβλία μπορεί να διατίθενται προς πώληση, όταν φέρουν στη δεξιά κάτω γωνία του εμπροσθόφυλλου ένδειξη «ΔΙΑΤΙΘΕΤΑΙ ΜΕ ΤΙΜΗ ΠΩΛΗΣΗΣ». Κάθε αντίτυπο που διατίθεται προς πώληση και δεν φέρει την παραπάνω ένδειξη θεωρείται κλεψίτυπο και ο παραβάτης διώκεται σύμφωνα με τις διατάξεις του άρθρου 7 του νόμου 1129 της 15/21 Μαρτίου 1946 (ΦΕΚ 1946,108, Α').

Απαγορεύεται η αναπαραγωγή οποιουδήποτε τμήματος αυτού του βιβλίου, που καλύπτεται από δικαιώματα (copyright), ή η χρήση του σε οποιαδήποτε μορφή, χωρίς τη γραπτή άδεια του Υπουργείου Παιδείας, Έρευνας και Θρησκευμάτων / ΙΤΥΕ - ΔΙΟΦΑΝΤΟΣ.

Κωδικός Βιβλίου: 0-10-0079
ISBN 978-960-06-2540-0



(01) 000000 0 10 0079 5