

**Αγγλικά
Δ΄ Δημοτικού**

Τετράδιο Εργασιών

**Γ΄ Κ.Π.Σ. / ΕΠΕΑΕΚ II / Ενέργεια 2.2.1 / Κατηγορία
Πράξεων 2.2.1.α: «Αναμόρφωση των προγραμμάτων
σπουδών και συγγραφή νέων εκπαιδευτικών πακέτων»**

ΠΑΙΔΑΓΩΓΙΚΟ ΙΝΣΤΙΤΟΥΤΟ

Δημήτριος Γ. Βλάχος
Ομότιμος Καθηγητής του Α.Π.Θ *Πρόεδρος του*
Παιδαγωγ. Ινστιτούτου

**Πράξη με τίτλο: «Συγγραφή νέων βιβλίων και
παραγωγή υποστηρικτικού εκπαιδευτικού υλικού με
βάση το ΔΕΠΠΣ και τα ΑΠΣ για το Δημοτικό και το
Νηπιαγωγείο»**

Επιστημονικός Υπεύθυνος Έργου
Γεώργιος Τύπας
Σύμβουλος του Παιδαγ. Ινστιτούτου

Αναπληρωτής Επιστημ. Υπεύθ. Έργου
Γεώργιος Οικονόμου
Σύμβουλος του Παιδαγ. Ινστιτούτου

**Έργο συγχρηματοδοτούμενο 75% από το Ευρωπαϊκό
Κοινωνικό Ταμείο και 25% από εθνικούς πόρους.**

**ΥΠΟΥΡΓΕΙΟ ΠΑΙΔΕΙΑΣ, ΘΡΗΣΚΕΥΜΑΤΩΝ ΚΑΙ
ΑΘΛΗΤΙΣΜΟΥ
ΙΝΣΤΙΤΟΥΤΟ ΕΚΠΑΙΔΕΥΤΙΚΗΣ ΠΟΛΙΤΙΚΗΣ**

Αντιγόνη Μπρατσόλη Αγγελική Διαμαντίδου

**ΑΝΑΔΟΧΟΣ ΣΥΓΓΡΑΦΗΣ:
ΕΛΛΗΝΙΚΑ ΓΡΑΜΜΑΤΑ**

**Αγγλικά
Δ΄ Δημοτικού**

Τετράδιο Εργασιών

ΣΥΓΓΡΑΦΕΙΣ

Αντιγόνη Μπρατσόλη, *Εκπαιδευτικός*
Αγγελική Διαμαντίδου, *τ. Σχολική Σύμβουλος*

ΚΡΙΤΕΣ-ΑΞΙΟΛΟΓΗΤΕΣ

Χριστίνα Αγιακλή, *Σχολική Σύμβουλος*
Ελένη Μπιντάκα, *Σχολική Σύμβουλος*
Τρισεύγενη Γιάνναρη, *Εκπαιδευτικός*

ΕΙΚΟΝΟΓΡΑΦΗΣΗ

Ανδρέας Κατσαούνης, *Σκίτσογράφος - Εικονογράφος*

ΦΙΛΟΛΟΓΙΚΗ ΕΠΙΜΕΛΕΙΑ

Αργυρή Αποστολίδου, *Φιλολόγος*

ΥΠΕΥΘΥΝΟΙ ΤΟΥ ΜΑΘΗΜΑΤΟΣ ΚΑΤΑ ΤΗ ΣΥΓΓΡΑΦΗ

Ιωσήφ Ε. Χρυσόχοος, *Πάρεδρος ε.θ. του Παιδαγωγικού*
Ινστιτούτου

Πέτρος Μπερερής, *Σύμβουλος του Παιδ. Ινστιτούτου*

ΥΠΕΥΘΥΝΗ ΤΟΥ ΥΠΟΕΡΓΟΥ

Άννα Σιγανού, *Εκπαιδευτικός*

ΑΝΑΔΟΧΟΣ

ΕΛΛΗΝΙΚΑ ΓΡΑΜΜΑΤΑ

ΠΡΟΕΚΤΥΠΩΤΙΚΕΣ ΕΡΓΑΣΙΕΣ

ACCESS Γραφικές Τέχνες Α.Ε.

ΠΡΟΣΑΡΜΟΓΗ ΤΟΥ ΒΙΒΛΙΟΥ

ΓΙΑ ΜΑΘΗΤΕΣ ΜΕ ΜΕΙΩΜΕΝΗ ΟΡΑΣΗ

Ομάδα Εργασίας Υπ. Παιδείας, Δια Βίου Μάθησης
και Θρησκευμάτων

Unit 1: Back to school

Lesson 1: A new student in class

1 Match the pictures to the words:



1.



2.



3.

a) map b) curtains c) board d) door e) picture
f) chair g) desk



4.



5.



6.



7.

1) 2) 3) 4) 5) 6) 7)
.....

2 Find the result. Write words:

$52 + 36 = \dots\dots$

$93 - 55 = \dots\dots$

$75 + 19 = \dots\dots$

$43 - 18 = \dots\dots$

$67 + 10 = \dots\dots$

$79 - 31 = \dots\dots$

$8 \times 7 = \dots\dots$

$58 : 2 = \dots\dots$

$7 \times 9 = \dots\dots$

$100 : 2 = \dots\dots$

$8 \times 9 = \dots\dots$

$99 : 3 = \dots\dots$

3 What is there in your school? Write numbers (0, 1, 2, 3...)



Number	Room
	music room(s)
	classrooms
	football field(s)
	basketball court(s)
	playground(s)
	computer room(s)

Use your answers in the box and write sentences about your school. Use **there is-there are, there isn't - there aren't**

In my school there

.....

.....

.....

.....

4 What is there in your classroom? Write numbers (0, 1, 2, 3.....)



Number	Things
	Board
	teacher's desk
	teacher's chair
	poster(s) on the wall(s)
	picture(s) on the wall(s)
	map(s)



Use you answers in the box to write sentences about your classroom. Use **there is there are, there isn't - there aren't**

In my classroom there

.....

.....

5 This is the head teacher's list in a school in Athens. Use the information on the list to fill in the numbers in the sentences. Write words, not numbers:



187ο Δημοτικό Σχολείο Αθήνας	Αγόρια	Κορίτσια
Α΄ τάξη	9	12
Β΄ τάξη	11	13
Γ΄ τάξη	14	12
Δ΄ τάξη	15	8
Ε΄ τάξη	11	19
ΣΤ΄ τάξη	9	16
Σύνολο	69	80



There are students in Α΄ class

There are students in Β΄ class

There are students in Γ΄ class


There are students in Δ΄ class

There are students in Ε΄ class

There are students in ΣΤ΄ class

There are boys in the school

There are girls in the school



6 Read the letters from George and John and talk about the differences between the two schools:

Αγαπημένε μου φίλε Γιώργο,
το καινούριο μου σχολείο είναι φοβερό! Έχει δυο ορόφους, μεγάλη αυλή και υπάρχει γήπεδο ποδοσφαίρου! Ακόμα έχει 20 αίθουσες! Η τάξη μου είναι στο 2ο όροφο και η θέα από το παράθυρο είναι καταπληκτική!

ο φίλος σου
Γιάννης

Αγαπημένε μου φίλε Γιάννη,
χαίρομαι πολύ που πήγες σε τόσο όμορφο σχολείο. Δυστυχώς το δικό μου δεν είναι τόσο μεγάλο. Έχει μόνο έναν όροφο. Βέβαια έχει αυλή, αλλά είναι μικρή και δεν έχει γήπεδο ποδοσφαίρου. Έχει μόνο 15 αίθουσες. Δε με πειράζει όμως, γιατί έχω καλούς δασκάλους, καλούς συμμαθητές και περνάω καλά

ο φίλος σου
Γιώργος

In George's school there.....
.....
.....
.....
.....
.....

**but in John's school
there.....**

.....
.....
.....
.....
.....
.....
.....
.....
.....
.....

Lesson 2: My timetable

1. Match the pictures to the subjects. Write the letters in the blanks:



a) Language, b) Art, c) Environmental Studies (E.S.),
d) History, e) Music, f) Maths



1)..... 2)..... 3)..... 4)..... 5)..... 6).....

2. Look at the calendar and find what day it is on.....

- 1) May 13:
- 2) May 31:
- 3) May 22:
- 4) May 19:
- 5) May 7:
- 6) May 25:
- 7) May 2:



May						
M	T	W	T	F	S	S
		1	2	3	4	5
6	7	8	9	10	11	12
13	14	15	16	17	18	19
20	21	22	23	24	25	26
27	28	29	30	31		

3. Look at what these children like and try to guess what their favourite subject is:

* Jim likes numbers.
His favourite subject is



* Sandra likes running.
Her favourite subject is

* Helen likes trees and flowers.
Her favourite subject is



* Philip likes singing and playing the piano.
His favourite subject is

* Charles likes making pictures.
His favourite subject is



* Pam likes grammar.
Her favourite subject is

* Michael likes old things.
His favourite subject is

* George likes going to church.
His favourite subject is



4. Look at the three timetables for Monday and complete the sentences with **have got**, **has got**, **hasn't got** or **haven't got**.

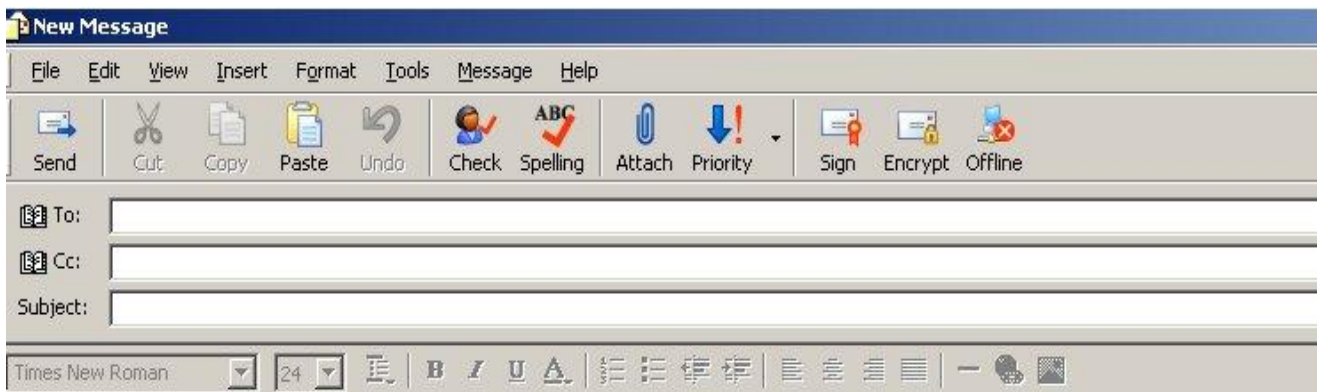


Monday			
	Angela	Sam	George
8.10-8.55	Language	Maths	Language
8.55-9.40	Language	Language	Maths
9.40-10.00	Break	Break	Break
10.00-10.45	History	Physical Education	Music
10.45-11.30	Music	Art	Religious Education
	Break	Break	Break
11.45-12.25	P.E.	English	History
	Break	Break	Break
12.35-13.15	English	Environmental Studies	Art

- * Sam English
- * George and Angela History
- * Angela Art
- * George, Sam and Angela Language
- * Angela Maths
- * Sam History
- * Sam and George Art
- * George Physical Education
- * Sam Religious Education
- * Angela and George Environmental Studies



5. Kate, a girl in D class is writing an e-mail to her friend Nickie about her school timetable. Fill in the missing words in the timetable:



Αγαπημένη μου φίλη Νίκη,

Σήμερα πήραμε το τελικό πρόγραμμα του σχολείου. Η Τρίτη και η Πέμπτη είναι φορτωμένες μέρες. Να φανταστείς την Τρίτη έχουμε τις δύο πρώτες ώρες Γλώσσα, μετά Μαθηματικά μετά Ιστορία, μετά Αγγλικά και τέλος Μελέτη! Και την Πέμπτη έχουμε όλα αυτά αλλά χωρίς την ιστορία, γιατί την 4η ώρα έχουμε Μουσική. Ευτυχώς το πρόγραμμα τις άλλες μέρες είναι πιο καλό. Βέβαια τη Δευτέρα έχουμε πάλι δύο ώρες Γλώσσα, Μαθηματικά, Αγγλικά, Μελέτη και Θρησκευτικά που είναι πολλά αλλά τουλάχιστο έχουμε Γυμναστική την 3η ώρα και καλλιτεχνικά την 6η ώρα , που ξέρεις ότι είναι τα πιο αγαπημένα μου μαθήματα, μετά βέβαια το διάλειμμα! Την Παρασκευή έχουμε Ιστορία την 3η ώρα, Γυμναστική την 4η και Μουσική την 6η.

Αλήθεια μου κάνει εντύπωση που μου έγραψες ότι εσείς δεν έχετε δίωρο Γλώσσας την Τετάρτη, αλλά αρχίζετε με γυμναστική. Εμείς έχουμε κάθε μέρα Γλώσσα το πρώτο δίωρο, εκτός την Παρασκευή που έχουμε Σκέφτομαι και Γράφω και έτσι έχουμε μόνο την 1η ώρα Γλώσσα και την 2η Μαθηματικά.


Ευτυχώς η καινούρια μας δασκάλα είναι πολύ καλή και μας είπε ότι θα προσπαθήσει να είναι πιο επιεικής τις Τρίτες και τις Πέμπτες αν δεν έχουμε προλάβει να κάνουμε κάτι.

Γράψε μου να μου πεις πως πέρασες στο πάρτι που θα πήγαινες το Σάββατο!

Με αγάπη Καίτη

	Monday	Tuesday	Wednesday
1η	Language		Language
2η			Language
3η	Maths	Maths	
4η			Maths
5η	Environmental Studies		Environmental Studies
6η		Environmental Studies	

	Thursday	Friday
1η	Language	Language
2η	Language	
3η		
4η		
5η	English	Religious Education
6η	Environmental Studies	



Αν θέλεις να δουλέψεις σε πιο εύκολους ρυθμούς πήγαινε στο **παράρτημα I και κάνε τις ασκήσεις που μπορείς**

Unit 2: What's your favourite hobby or sport?

Lesson 1: My favourite sport

1 Look at the pictures and write the sports:



1.....



2.....



3.....



4.....



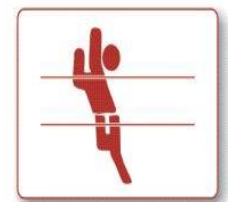
5.....



6.....



7.....



8.....



9.....



10.....

2 Answer these questions about yourself. Use Yes, I do / No, I don't:



- * Do you like playing football?
- * Do you like swimming?
- * Do you like playing basketball?
- * Do you like cycling?
- * Do you like playing tennis?

3 Here are some extracts from sports broadcasts on the radio or the TV. Can you find which sports they are from?



1. Η πάσα είναι καλή για τον Καφέ. Εκείνος βγάζει μια έξυπνη μπαλιά στον κενό χώρο για το Χούτο. Ο Χούτος στο τετ-α-τετ και είναι το 1-0!

2. ακόμα 37 δευτερόλεπτα. Ο Λιαδέλης πασάρει στο Χαρίση. Εκείνος στο λείαπ... Ο! Εκπληκτική τάπα! Το σκορ παραμένει 58-52

3. μέχρι στιγμής το σκορ είναι 2-1 σετ εις βάρος του Ολυμπιακού. Οι Κυριαζής και Δημητρακόπουλος υψώνονται στο φιλέ για να εμποδίσουν το καρφί Ντονά



4. Η Δανιηλίδου κάνει το σερβίς και δυστυχώς ρίχνει τη μπάλα πάνω στο φιλέ. Το σερβίς περνάει στην αντίπαλό της

5. η Νέρι Νιαγκουάρα φοράει το σκουφάκι της και ανεβαίνει στο βατήρα. Κοιτάζει την άλλη άκρη της πισίνας και ετοιμάζεται για τον πυροβολισμό που θα δώσει την εκκίνηση και θα πέσει στο νερό.....

6. δεν είναι λοιπόν περίεργο που ο Κακλαμανάκης ονομάστηκε "παιδί του ανέμου". Σκίζει τα κύματα με φοβερή ταχύτητα. Το πανί του με τα εθνικά μας χρώματα, γαλάζιο και άσπρο, προηγείται κατά πολύ των αντιπάλων του.....

7. οι δυο μας αθλήτριες, Τσούλφα και Μπεκατώρου, έχουν αρχίσει να πανηγυρίζουν μέσα στο μικρό τους σκάφος. Ξέρουν ότι έχουν ήδη εξασφαλίσει το χρυσό μετάλλιο για την Ελλάδα.....

Write your answers here:



- 1
- 2
- 3
- 4
- 5
- 6
- 7

4 Look at the chart and answer the questions that follow. Write numbers:



	Lorena	Sophia	Pyrros	George	Andrew	Ted	Donna
Swimming	✓	✓	✓				
Cycling					✓	✓	
horse riding	✓	✓	✓	✓		✓	✓
windsurfing		✓		✓	✓		✓
playing tennis			✓			✓	
Sailing	✓	✓		✓	✓		✓



- * How many people like swimming?
- * How many people like cycling?
- * How many people like horse riding?

- ✳ How many people like windsurfing?
- ✳ How many people like playing tennis?
- ✳ How many people like sailing?

5 Choose the correct word and fill in the gaps:

Many people (1)..... football in Greece.
 They go to a football match every (2).....
 There are eleven players in a football
 team. They play football with a (3)..... and
 white ball. The players wear shorts, a T-shirt and
 football (4).....

- | | |
|----------------|------------|
| (1) A. like | B. Collect |
| (2) A. Tuesday | B. Sunday |
| (3) A. red | B. black |
| (4) A. shoes | B. hat |



Lesson 2: Have you got a hobby?

1 Match and draw lines:



- playing ●
- making ●
- watching ●
- making ●
- collecting ●
- reading ●
- collecting ●
- stamps ●
- clothes for dolls ●
- football cards ●
- comics ●
- model planes ●
- computer games ●
- TV ●



2 Answer these questions about yourself. Use Yes, I do/No, I don't:



- * Do you like collecting football cards?.....
- * Do you like reading comics?
- * Do you like making clothes for dolls?.....
- * Do you like collecting tree leaves?.....

3 Look at the pictures and say what each person likes or doesn't like. Follow the example:

Chris



likes playing tennis

but he



computer games

doesn't like playing

Maria



.....

but she



.....

Nick



.....

but he



.....

Susan



.....

but she



.....

Andrew



.....

but he



.....

Harry



.....

but he



.....

4 Ask your family and your friend about the hobbies they like or don't like. Draw faces (😊 or ☹) and then write about them. Report their answers to class (you can add other hobbies, if you want):

	Your father	Your mother	Your brother(s)
reading books			
riding a bike			
playing computer games			
reading about sports			
collecting stamps			
watching TV			
listening to music			
Other:			
Other:			



	Your sister(s)	Your friend
reading books		
riding a bike		
playing computer games		
reading about sports		
collecting stamps		
watching TV		
Listening to music		
Other:		
Other:		



- ✓ My father
-
- ✓ My mother
-
- ✓ My brother(s)
-
- ✓ My sister(s)
-
- ✓ My friend
-

5 It's Kate's birthday today. Look at her hobbies and think of presents for her:



* She likes listening to music.

Let's give her

.....

* She likes dancing.

Let's give her

.....

* She likes watching TV.

Let's give her

.....

* She likes playing computer games.

Let's give her

.....

* She likes reading

Let's give her

.....



Αν θέλεις να δουλέψεις σε πιο εύκολους ρυθμούς πήγαινε στο **παράρτημα Ι** και κάνε τις ασκήσεις που μπορείς

Unit 3: This is where I live

Lesson 1: My country

1 Look at the flags and write the names of the countries:



1.



2.



3.



4. .



5.



6.

2 Write the nationalities:



* Greece -

* Italy -

* the United Kingdom -

* Albania -

* China -

* Egypt -



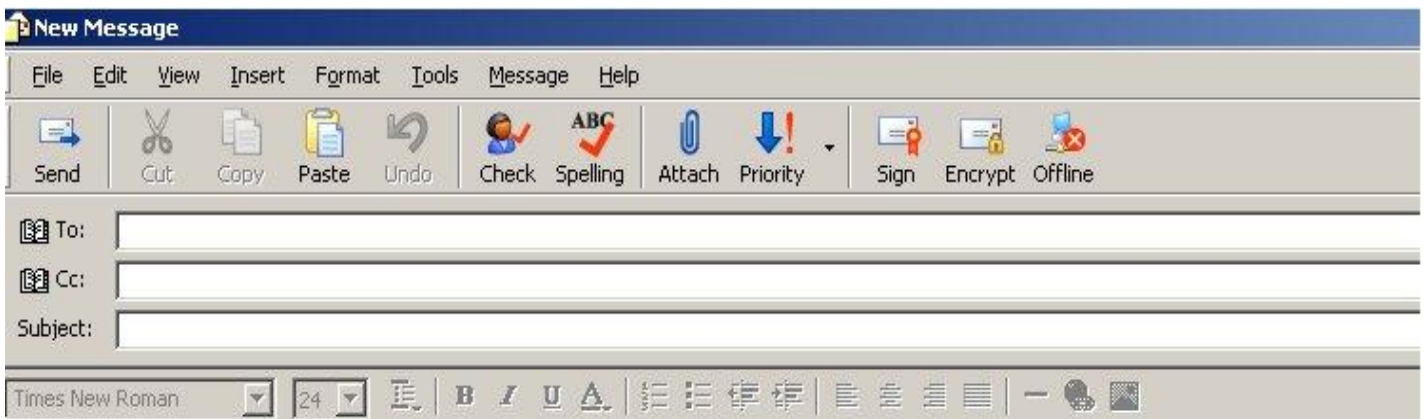
3 Look at the chart with the information about these children and follow the example:

	COUNTRY	NATIONALITY	CITY
Katerina	Greece	Greek	Mytilene
Alessandra	Italy	Italian	Naples
Amanda	the United Kingdom	British	Liverpool
Edvin	Albania	Albanian	Tirana
Hou	China	Chinese	Beijing
Omar	Egypt	Egyptian	Cairo

e.g. Katerina is from Greece. She is Greek. She lives in Mytilene.

- * Alessandra
- * Amanda
- * Edvin
- * Hou
- * Omar

4 This is an e-mail to Katerina from her cousin, Thanos. Thanos lives in Italy. Read the e-mail and fill in the missing information.



Αγαπημένη μου Κατερίνα, Σου γράφω από το καινούριο μας σπίτι στη Ρώμη. Εγκατασταθήκαμε εδώ πριν από

μια βδομάδα. Όπως ξέρεις ήρθαμε από το Μιλάνο στην πρωτεύουσα γιατί ο μπαμπάς μου βρήκε μια πολύ καλή δουλειά εδώ και πληρώνεται πολύ περισσότερα ευρώ εδώ. Βέβαια στενοχωρήθηκα πολύ που άφησα τους φίλους μου στο Μιλάνο, αλλά η Ρώμη είναι πολύ ωραία πόλη. Έχει πολύ ωραία παλιά κτήρια και μεγάλους δρόμους. Είναι πολύ μεγαλύτερη από το Μιλάνο, πρέπει να έχει πολλά εκατομμύρια κατοίκους. Δεν θα μου έκανε εντύπωση αν είχε δέκα εκατομμύρια και τα υπόλοιπα σαράντα εφτά του πληθυσμού να σκορπίζονταν σε όλη την υπόλοιπη χώρα! Αν όλα πάνε καλά με τη δουλειά του μπαμπά θα πάρουμε ίσως και σπίτι σύντομα. Έχουμε κάποιες οικονομίες και ο μπαμπάς είπε ότι θα πουλήσει και ένα κτήμα που έχουμε στην εξοχή. Α! Ξέχασα να σου πω! Ο μπαμπάς μου λέει ότι μίλησε με το μπαμπά σου και ίσως έρθετε το ερχόμενο καλοκαίρι για διακοπές. Αν τα καταφέρετε, θα πάμε εκδρομή στη Βενετία που είναι από τις πιο γραφικές πόλεις. Είναι χτισμένη πάνω σε μικρά νησάκια και ο κόσμος κυκλοφορεί με κάτι περίεργες βάρκες που λέγονται γόνδολες. Θα είναι φανταστικά! Ελπίζω να έρθετε!

Υ.Γ. Πρέπει να κάνεις προπόνηση στα ιταλικά σου για να μπορείς να μιλάς με άνεση!

Περιμένω γράμμα σου
Θάνος

Country:

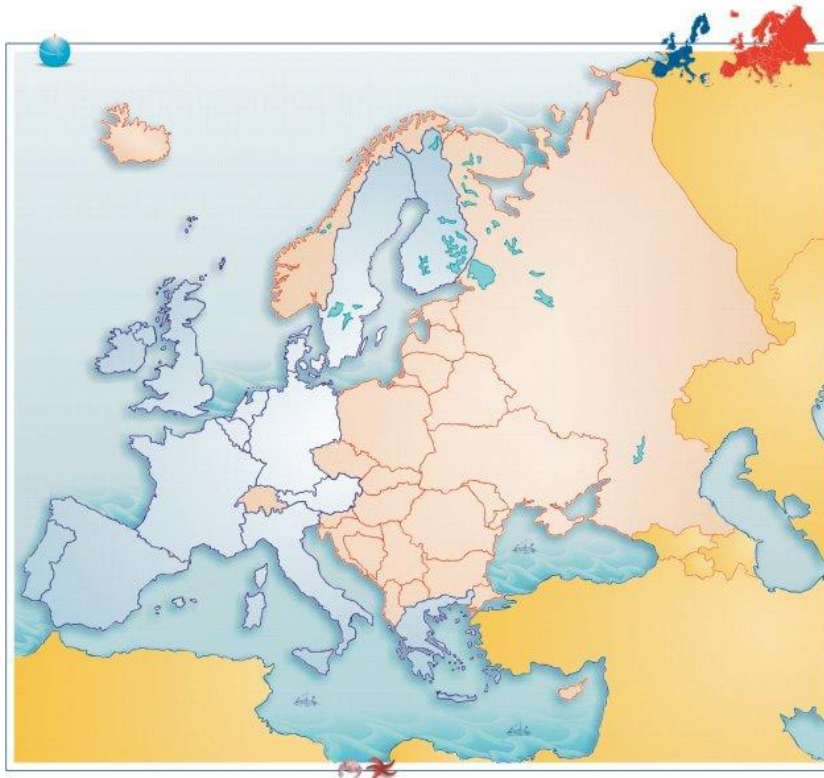
Capital City:

Language:

Population:.....

Money:

- 5** Read the texts. Where are the children from? Write the names of the countries and the nationalities:



..... , my country, is in the south-eastern part of Europe. It is near Greece. It is a small country with a lot of beautiful beaches on the Adriatic Sea. Its capital city is Tirana and the population is about 3,500,000 people. Our flag is red and black.

Petraq

..... , my country, is in the south-eastern part of Europe. It is a very big country. Our population is over 57,600,000 people and the capital city is Rome. Our flag is green, red and white. A lot of tourists come to my country to see the Colosseum and go to Venice, a very beautiful city on small islands.

Claudia

Petraq is.....

Claudia is.....

Lesson 2: My city

1 Match the countries and the capital cities. Draw lines:



The United Kingdom

Albania

Italy

Greece

China

Egypt



Athens

London

Beijing

Cairo

Tirana

Rome



2 Look at this information and talk about different cities. Follow the example:

✓ = a lot of (a lot of cars: )


✗ = not many (not many cars: )



	Athens	London	Cairo	Rome
trees	✗	✓	✗	✓
blocks of flats	✓	✗	✓	✓
houses with gardens	✗	✓	✗	✗
cars	✓	✓	✓	✓
shops	✓	✓	✓	✓

e.g. In Athens, there are a lot of blocks of flats, cars and shops, but there aren't many trees and houses with gardens.

In London,

In Cairo,

In Rome,.....

3 This is information on some sights in London in a travel guide. Read it and fill in the information:

1. Tower of London:

Ο Πύργος του Λονδίνου βρίσκεται στην περιοχή Σίτυ (City). Το χτίσιμο του Πύργου άρχισε τον 11ο αιώνα και ολοκληρώθηκε το 13ο αι., είναι δηλαδή 900 χρονών. Παλιότερα ήταν φυλακή και παλάτι αλλά σήμερα είναι μουσείο. Για να ξεναγηθείτε υπολογίστε περίπου δυο ώρες. Μη χάσετε την περίφημη συλλογή με τα κοσμήματα του Στέμματος (Crown Jewels), το Λευκό Πύργο (White Tower), που είναι το πιο παλιό τμήμα, το Ματωμένο Πύργο (Bloody Tower) και την Πύλη του Προδότη (Traitor's Gate). Στον Πύργο του Λονδίνου θα σας ξεναγήσουν οι γνωστοί Γιόμαν Γουόρντερς ή Μπιφίτερς (Yeomen Warders or Beefeaters) με τις χαρακτηριστικές μαύρες και κόκκινες στολές τους.



2. Tower Bridge:

Πρόκειται για την παλιότερη σήμερα γέφυρα πάνω από τον ποταμό Τάμεση (Thames). Βρίσκεται στην περιοχή του Σίτι (City), κοντά στη Γέφυρα του Λονδίνου (London Bridge) και τον Πύργο του Λονδίνου (Tower of London). Εγκαινιάστηκε επίσημα στις 30 Ιουνίου 1894 και από τότε είναι ένα από τα κυριότερα αξιοθέατα του Λονδίνου. Οι πύργοι της είναι χτισμένοι σε Γοτθικό στυλ και το μεσαίο κομμάτι της γέφυρας μπορεί να υψωθεί για να περάσουν πλοία. Για τις ώρες που σηκώνεται η γέφυρα ρωτήστε στο [Bridge Lift Information](#).

3. British Museum:

Το Βρετανικό Μουσείο χτίστηκε το 1753 και περιλαμβάνει μια πλούσια συλλογή από αρχαιότητες και νομίσματα μοιρασμένα σε 94 αίθουσες. Βρίσκεται στην περιοχή του Σίτι (City) κοντά στο Πανεπιστήμιο του Λονδίνου (University of London). Ανάμεσα στα πιο σημαντικά εκθέματά του είναι τα Μάρμαρα του Παρθενώνα (Parthenon Marbles) και η Ροζέτα (Rosetta Stone) που έδωσε τη δυνατότητα στους αρχαιολόγους να αποκρυπτογραφήσουν τα Αιγυπτιακά ιερογλυφικά.

Sight 1

Name:

.....

Area:

.....

It is near:

It is: years old.

There, you can see,

.....



Sight 2

Name:

.....

Area:

.....

It is near:

It is years old.



Sight 3

Name:

.....

Area:

.....

It is near:

It is years old. There, you can see

.....


.....



4 Read the text that follows and say if the following statements are **TRUE** or **FALSE**. Circle the correct letter:

This is where I live

I live in a beautiful town, Mytilene. It is on the island of Lesbos, in the north eastern part of Greece and it is near the sea. It is a clean town and there are a lot of trees in the streets. There are some blocks of flats, but only in the centre of the town. There are a lot of houses and some of them have beautiful gardens. I live in a small house with a garden. There is a church near my house and a park in front of the church. At weekends, my friends and I go to the park and play football, but sometimes I go to the supermarket with my mum on Saturday mornings. There isn't a theatre in our town, but there is a cinema and sometimes we go there with my friends on Sunday afternoons.



Panagiotis

- | | | |
|--|----------|----------|
| 1. Panagiotis lives in a city | T | F |
| 2. Mytilene is near the sea | T | F |
| 3. There are a lot of blocks of flats in Mytilene | T | F |
| 4. Panagiotis lives in a flat | T | F |
| 5. There is a church near his house | T | F |
| 6. Panagiotis and his friends play basketball at the park | T | F |
| 7. He sometimes goes to the shopping centre with his mum on Saturday mornings | T | F |
| 8. There is a cinema in his town | T | F |

5 Write about your area. Use these words. Follow the example:

sports centre, cinema, park, theatre, museum, cafe, shopping centre, supermarket, school, church

e.g. There is a sports centre. It's next to my block of flats.

There is a school. It's between the church and the park.

This is my area

.....

.....

.....

.....

.....

.....

.....

.....

.....

.....

.....

.....

.....




Αν θέλεις να δουλέψεις σε πιο εύκολους ρυθμούς πήγαινε στο **παράρτημα I και κάνε τις ασκήσεις που μπορείς**

Unit 4: Time

Lesson 1: Happy Birthday

1 When are these holidays? Write the months:



- * New Year's Day: In
- * Christmas: In
- * Mother's Day: In
- * St Valentine's Day: In
- * 1821 National Holiday: In
- * 1940 National Holiday: In
- * Your birthday: In
- * Your name day: In



2 Complete the puzzle. Which month isn't in the puzzle? Which is the secret phrase?

			1	S									
2	J												
			3	M									
4	N												
5	D												
6	M												
				is									
7	A												
8	F												
9	J												
			10	A									
11	O												

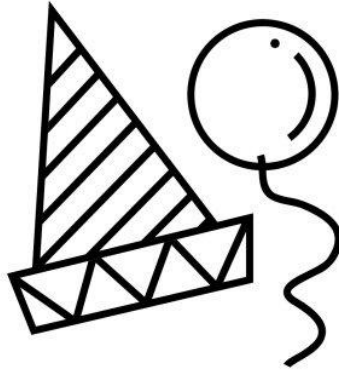


1. We go to school in this month
2. New Year's Day is in this month
3. A month with three letters
4. The month after October
5. Christmas is in this month
6. The month after February
7. This month starts with A and is a summer month
8. It has 28 or 29 days
9. We finish school in this month
10. The month after March
11. The month after September

✓ isn't in the puzzle.

✓ The secret phrase is:..... !

3 When is your birthday? Write an invitation card for your birthday party and colour the pictures:



Come to my party! It's on

.....

.....

.....

.....

.....

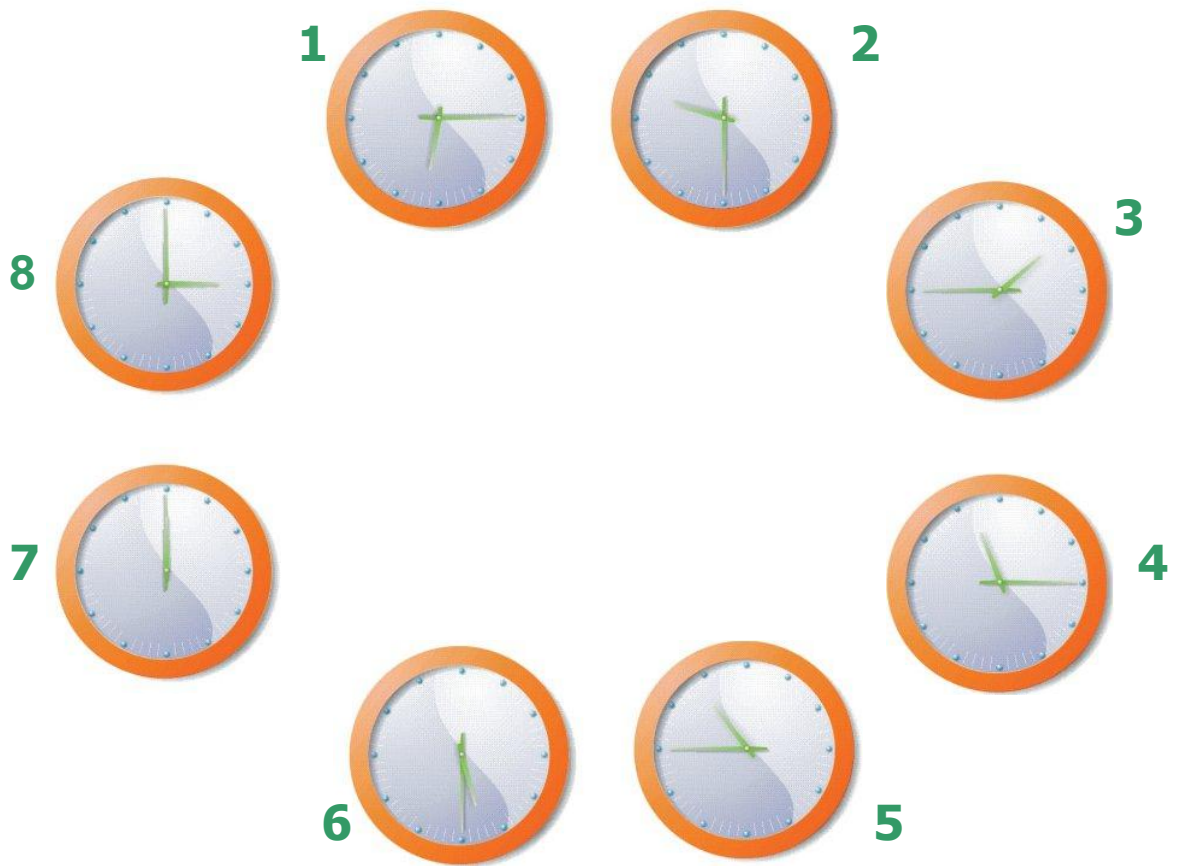
.....

.....

.....

4 Read and match. Write the letters in the blanks:

- a. It's twelve o' clock
- b. It's quarter past eleven
- c. It's half past five
- d. It's quarter to two
- e. It's quarter to eleven
- f. It's quarter past six
- g. It's half past nine
- h. It's three o'clock



1....., 2....., 3....., 4....., 5....., 6....., 7....., 8.....

5 Answer these questions about yourself:



* What time do you get up in the morning?

.....

* What time do you go to school?

.....

* What time do you come home from school?

.....

* What time do you start your homework?

.....

* What time do you go to bed?

.....

6 Sophia's mother is telling her what to do this week. Look at Sophia's diary and write the time in the blanks in her mother's words (use phrases):

SEPTEMBER
Wednesday 17 5.30 English class 7.15 French class
Thursday 18 6.15 dentist 7.00 French class
Friday 19 6.45 cinema with Kate
Saturday 20 6.30 Angela's party

So, Sophia, don't forget! You've got an English class at (1) on Wednesday and then a French class at (2) On Thursday, you've got a dentist's appointment at (3) and at (4) you've got a French class. On Friday the 19th, cinema with Kate J at (5)..... and on Saturday, it's Angela's party at (6).....



7 Match questions and answers:

- | | |
|---|--|
| 1. When's your birthday? | A. No, but it's warm |
| 2. Is it hot in Greece in May? | B. It's raining |
| 3. Which is your favourite season? | C. It's on June 21st |
| 4. Is it cold today? | D. No, it isn't |
| 5. What's the weather like? | E. Summer, but I also like spring |

Lesson 2: What's the weather like?

1 What's the weather like?



1.

2.

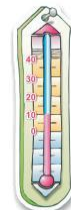
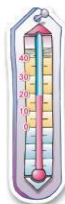

3.



4.

5.

6.




7.

8.

9.

2 Find the season:



* It's cold and it's snowing. Christmas is near
It's

* It's very hot and sunny and people are going to the
sea to swim. It's

* It's warm and there are flowers and green trees.
It's.....

* It's warm in the morning and chilly at night. The trees
are yellow.

* It's

3 Look at the pictures and write what we do each month. Choose from the following phrases:



fly a kite, eat ice cream, go to school,
write Christmas cards,
play in the park, ski in the snow, make a snowman,
swim in the sea



- * In December we
- * In May we
- * In September
- * In March
- * In January
- * In August
- * In June.....
- * In February.....

4 Write some things that you do on these days:



On Mondays I

.....
On Wednesdays I

.....
On Fridays I

.....
At the weekend I



5 This is the forecast from EMY for the weather on Thursday and Friday. Read it and tick the boxes:

Από την ΕΜΥ την Πέμπτη 21 Ιουλίου και ώρα 13.00 εκδόθηκε το ακόλουθο δελτίο γενικής πρόγνωσης καιρού Ελλάδας:

Για σήμερα Πέμπτη:

Γενικά χαρακτηριστικά προειδοποίησης:

Σποραδικές καταιγίδες στα κεντρικά και βόρεια, σημαντική άνοδος της θερμοκρασίας, η οποία θα κυμανθεί μεταξύ 23 και 38 βαθμών Κελσίου.

Για αύριο Παρασκευή:

Σποραδικές βροχές και καταιγίδες στα κεντρικά και βόρεια, άνεμοι ισχυροί έως πολύ ισχυροί στο Αιγαίο και τοπικά θυελλώδεις, η θερμοκρασία θα κυμανθεί σε κανονικά για την εποχή επίπεδα μεταξύ 19 και 32 βαθμών Κελσίου

	Thursday 21-07	Friday 22-07
It's raining		
It's snowing		
It's windy		
It's cloudy		
It's hot		
It's cold		
It's warm		
It's chilly		

6 Read about England. Colour the months yellow, blue, green or grey:



January ○ ○ ○ ○	February ○ ○ ○ ○	March ○ ○ ○ ○
April ○ ○ ○ ○	May ○ ○ ○ ○	June ○ ○ ○ ○
July ○ ○ ○ ○	August ○ ○ ○ ○	September ○ ○ ○ ○
October ○ ○ ○ ○	November ○ ○ ○ ○	December ○ ○ ○ ○

In England, it's sunny and hot in June, July and August. It's windy in March, April, October and November. They have snow and it's cold in December, January and February. They have rain every month.

7 Find similar information about Greece. Colour the months. Then write about it:

sun 

rain 

winds 

snow 

January <input type="checkbox"/> <input type="checkbox"/> <input type="checkbox"/> <input type="checkbox"/>	February <input type="checkbox"/> <input type="checkbox"/> <input type="checkbox"/> <input type="checkbox"/>	March <input type="checkbox"/> <input type="checkbox"/> <input type="checkbox"/> <input type="checkbox"/>
April <input type="checkbox"/> <input type="checkbox"/> <input type="checkbox"/> <input type="checkbox"/>	May <input type="checkbox"/> <input type="checkbox"/> <input type="checkbox"/> <input type="checkbox"/>	June <input type="checkbox"/> <input type="checkbox"/> <input type="checkbox"/> <input type="checkbox"/>
July <input type="checkbox"/> <input type="checkbox"/> <input type="checkbox"/> <input type="checkbox"/>	August <input type="checkbox"/> <input type="checkbox"/> <input type="checkbox"/> <input type="checkbox"/>	September <input type="checkbox"/> <input type="checkbox"/> <input type="checkbox"/> <input type="checkbox"/>
October <input type="checkbox"/> <input type="checkbox"/> <input type="checkbox"/> <input type="checkbox"/>	November <input type="checkbox"/> <input type="checkbox"/> <input type="checkbox"/> <input type="checkbox"/>	December <input type="checkbox"/> <input type="checkbox"/> <input type="checkbox"/> <input type="checkbox"/>

In Greece,

.....

.....

.....

Αν θέλεις να δουλέψεις σε πιο εύκολους ρυθμούς πήγαινε στο **παράρτημα I και κάνε τις ασκήσεις που μπορείς**

Unit 5: Habits and customs

Lesson 1: It's only a dream







1 Match the pictures to the words. Write the letters in the blanks:

a) take a bath, b) take exercise, c) get up early, d) go to bed early, e) clean up my room, f) wash my hands, g) brush my teeth, h) do my homework, i) make my bed



1)....., 2)....., 3)....., 4).....,
5)....., 6)....., 7)....., 8)....., 9).....

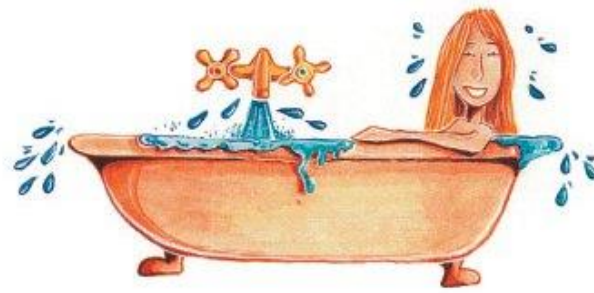
2 How often do you do these things? Fill in the questionnaire, write sentences and report to the class:

HAVE YOU GOT GOOD HABITS?				
How often do you	always	often	sometimes	never
...brush your teeth? 				
...eat fast food? 				
...exercise? 				
...do your homework? 				
...say 'please' and 'thank you'? 				
...smile? 				






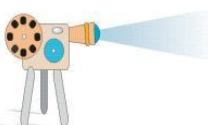



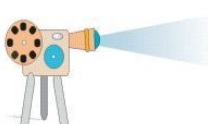





- *
- *
- *

Have you got mostly good or bad habits? Put a tick in the right box:

- * I have got good habits
- * I have got bad habits



3 Look at the pictures and complete the sentences to talk about what Nick does at the weekend:

always	often	sometimes	never
			
			
			
			
			

* Nick at the weekend.

* Nick

* Nick

* Nick

4 Add **always, often, sometimes, never** and make true statements about yourself or your country:



* In August it's hot :

.....

* In December it's hot:

.....

* We are happy at holidays:

.....

* In September it's cold:

.....

* On our birthday we get presents:

.....

* It snows in the summer:

.....

* It rains in the autumn:

.....

* Schools are open on Sundays.....

.....

5 Find and correct the mistakes in these sentences:



* My father never go to work on Sundays

.....

* I play never computer games on Mondays

.....

* I always am happy on my birthday

.....

* Dennis often eat sweets

.....

* Always after school I watch TV

.....

Lesson 2: British customs

1 Match the pictures to the words. Write the letters in the blanks:



a) ghost, b) Christmas pudding,
c) Christmas card, d) Santa Claus, e) stocking,
f) Christmas cracker, g) pumpkin, h) candy,
i) witch, j) Christmas tree, k) roast turkey

1)....., 2)....., 3)....., 4)....., 5).....,
6)....., 7)....., 8)....., 9)....., 10)....., 11).....

2 There is wrong information in these boxes. Find the wrong words, cross them out and write the correct ones:



Christmas is Britain's most popular holiday. At Christmas, people decorate the Christmas tree and their houses, they often send letters to each other and children play carols in the street. At home, children have got a box and Father Christmas (Santa Claus) puts sweets in it. They always open their presents on Christmas Eve. In the morning the family has Christmas dinner. They eat roast chicken or beef with fried tomatoes and Brussels sprouts. For dessert, they often have sweet mince pies or Christmas chocolate. At Christmas dinner, they put Christmas crackers on each plate. In the crackers, there is usually a party present, a riddle and a toy.



Halloween

Halloween is on 31 May and is a time of pumpkins, candies, ghosts and witches and people decorate their schools with 'Jack-o-Lanterns'. On Halloween, children dress up in fancy costumes and they go 'Sing or Treat' from door to door. People give them goodies, like candies, caramel oranges or popcorn balls. Sometimes there are spooky parties and children often play 'swimming for apples' and 'pin-the-tail-on-the-horse'.



3 Add **always, often, sometimes, never** to these statements about Greek customs at Christmas.



* We decorate a Christmas tree at Christmas.

.....

* We hang a stocking on the fireplace at Christmas.

.....

* We send cards at Christmas.

.....

* Children sing carols at Christmas.

.....

* We have Christmas dinner.

.....

4 Put the words in the correct order and make sentences:

* November 5th/is/Night/on/Bonfire

.....

* a/some/make/children/guy

.....

* children/their/guy/take/the/street /into/the

.....

* bonfire/guy/on/a/burn/they/top/the /of

.....



* bonfire/gardens/have/in/some/parties/people/their

.....


.....

5 This text is about an Easter custom in Great Britain. Can you put the words in the blanks?

garden, game, winner, custom, breaks, hill



In some areas in the north of England, for example at Preston in Lancashire, there is the (1)
..... of egg rolling. People take the eggs to the top of a (2) and roll them down. The first egg to get to the foot of that hill is the (3)
In other places people play another (4)
You hold an egg in the palm of the hand and bang against your opponent's egg. The loser is the one whose egg (5) first. Another popular game is hunting eggs which have been hidden around the (6)



Αν θέλεις να δουλέψεις σε πιο εύκολους ρυθμούς πήγαινε στο **παράρτημα I και κάνε τις ασκήσεις που μπορείς**

Unit 6: Animals

Lesson 1: My pet

1 Match the pictures to the words:




a) goldfish, b) dog,

c) cat, d) bird,

e) iguana, f) sheep,

g) cow, h) duck,

i) tortoise



1)....., 2)....., 3)....., 4)....., 5).....,
6)....., 7)....., 8)....., 9).....

2 Are these statements **TRUE (T)** or **FALSE (F)**? Write **T** or **F** in the blanks:

- * A bird swims in a bowl
- * An iguana climbs trees
- * A sheep eats grass
- * A dog makes milk
- * A duck swims in a pond
- * A cow makes water
- * A cat likes apples

- ✳ A bird sings in a cage
- ✳ A goldfish climbs trees
- ✳ A tortoise walks slowly



**Correct the false statements. Look at the example:
e.g. A cow doesn't make water. It makes milk.**

- ✳
- ✳
- ✳
- ✳



**3 Answer the questions.
Use Yes, it does/No, it doesn't:**

- ✳ Does an iguana make milk?.....
- ✳ Does a tortoise walk slowly?.....
- ✳ Does a duck swim in a pond?.....
- ✳ Does a goldfish wiggle its tail?.....
- ✳ Does a sheep eat grass?.....
- ✳ Does an iguana climb trees?....

4 Match the pets to the children:



My name's Sandra. My pet has got four legs and it can run very fast. It's white and brown and it's got small teeth and small ears. It likes fish and milk. It is a(n)



My name's Julia. My pet has got four legs and a long tail. It's green and it can climb trees, but it can't run fast. It sometimes sleeps in the day. It's a(n)

I'm Linda. My pet has got a tail, but it hasn't got any legs or arms. It's small and orange. It lives in a bowl and it can swim.

It's a (n).....



I'm Ruth. My pet has got two legs and a tail, but it hasn't got any feet or hands. It's got wings and it can fly, but not very well. It's got a long nose, a beak. It lives in a cage and it sings every day.

5 Find and correct the mistakes in these sentences:



✱ My favourite animal are my pet dog:

.....

✱ A fish eat special food:

.....

✱ A bird lives in the cage:

.....

✱ A dog wiggles their tail:

.....

✱ A duck swims on a pond:

.....

✱ A cat isn't sing in a cage:

.....

✱ A cow doesn't makes water:

.....

6 Read about the giraffe and put the following words in the blanks:

ears, long, lives, brown, tree

A giraffe is a very tall animal. It can be 5 or 6 metres tall. It (1)..... in the African savannas. It's white and (2)..... It's got a (3)..... neck, long legs and a long tail. It's got a small head and small (4).....It eats (5)..... leaves. It has baby giraffes (calves).



Lesson 2: A visit to the Sea Turtle Rescue Centre

1 Match the pictures to the words:


1.




2.




3.



4.



5.



6.



a) wild goat, b) wolf, c) tiger, d) monachus monachus, e) brown bear, f) dolphin, g) giant panda

1)....., 2)....., 3)....., 4)....., 5)....., 6)....., 7).....

2 Can you find the animals? Use these words:

cat, fish, tortoise, bird

- ✦ It's small and orange. It hasn't got any hands or feet. It's a(n)
- ✦ It's small and yellow. It has got two legs but it hasn't got any hands. It's a(n).....
- ✦ It's small and black. It's got four legs and a moustache. It's a(n)
- ✦ It's brown and green. It's got four legs and it lives in its 'house'. It's (a)



3 Use the prompts and make sentences about the sea turtle (caretta caretta)

✦ lives/Sea/the/Mediterranean/sea/The/turtle/in

.....
.....

✦ hundred/a/weights/lt/kilos

.....
.....

✦ eggs/on/its/sea/The/lays/land/ turtle

.....
.....

✦ turtle/breathes/sea/air/The

.....
.....

✦ with/its/rear/moves/lt/flippers/ front/and

.....
.....

✦ nests/lt/Greece/in

.....
.....

4 Look at the information in the chart and write the suitable animal next to the statements:



		It lives
1	Giant panda	China
2	Sumatran Tiger	Indonesia
3	Monachus monachus	The Mediterranean Sea
4	Brown Bear	Mountains in Pindos and Rodopi
5	Wolf	Mountains in Pindos and Rodopi
6	Dolphin	The Mediterranean Sea
7	Wild goat	Mountains in Pindos and Rodopi

	It eats	It weighs
1	bamboo	125 kilos
2	wild pigs, deer	140 kilos
3	small fish, octopuses, squid	300 kilos
4	grass, roots, ants, fish	250 kilos
5	deer, wild pigs, wild goats, sheep, goats, cows, rabbits, grass	40 kilos
6	small fish	110 kilos
7	grass, tree leaves	40 kilos

Note: 100=one hundred, 200=two hundred, 250=two hundred and fifty



- ✦ It lives in Indonesia
- ✦ It eats small fish.....
- ✦ It weighs 250 kilos.....
- ✦ It eats bamboo
- ✦ It eats tree leaves
- ✦ It lives in the Mediterranean Sea

5 Look at the information about the Giant Panda and write a text about this animal. Use as much information as you can:



ΤΑΥΤΟΤΗΤΑ

Επιστημονικό όνομα:

Ailuropoda melanoleuca

Κοινό όνομα: Γιγάντιο Πάντα

Βάρος: 86 - 125 κιλά

Ύψος: 1.20 - 1.90μ.

Χρώμα: Άσπρο και μαύρο

Βιότοπος, εξάπλωση: Οροσειρές

της νοτιοδυτικής Κίνας

Τροφή: μπαμπού (12-15 κιλά την ημέρα)

Μέσος όρος ζωής: 20 χρόνια στο φυσικό του περιβάλλον

Πληθυσμός: Περίπου 1.600 άτομα

Κύριες απειλές: Συρρίκνωση του βιότοπου και έλλειψη τροφής, παράνομο κυνήγι

(simplified and abridged from www.wwf.gr)

.....

.....

.....

.....

.....

.....

.....

.....

.....

.....

.....

.....

.....

.....

.....

**Αν θέλεις να δουλέψεις σε πιο εύκολους ρυθμούς
πήγαινε στο **παράρτημα I** και κάνε τις ασκήσεις που
μπορείς**

Unit 7: What are you doing?

Lesson 1: Helping around the house

1 Match the pictures to the phrases:



- a) Andrew's sweeping,
- b) Andrew's making the beds,
- c) Dad's watering the plants,
- d) Dad's washing up,
- e) Andrew's setting the table,
- f) Mum's cooking,
- g) Amy's washing the floor,
- h) Amy's ironing



- 1)....., 2)....., 3)....., 4).....,
5)....., 6)....., 7)....., 8).....

2 Write the -ing forms:

wash.....
have.....
swim.....
watch.....
come.....
sit.....
look.....
walk.....

study.....
give.....
play

get.....
eat.....
put

fly.....

3 Look at the ghosts and write crazy sentences:

1.



2.



3.



4.



✱ Number 1

✱ Number 2

✱ Number 3

✱ Number 4

4 Look at the pictures and answer the questions. Use Yes, he/she is - No, he/she isn't:



Chris



Jude



George



Bill



Nadia



Liz



Jess



Harry

✦ Is Chris eating a hamburger?

.....

✦ Is Nadia flying a kite?

.....

✦ Is Bill playing football?

.....

✦ Is Jude singing?

.....

✦ Is George playing the piano?

.....

✦ Is Harry walking in the rain?

.....

✦ Is Jess fishing?

.....

✦ Is Liz dancing?

.....

Lesson 2: What do they do?

1 Match the pictures to the words:



1.



3.



4.



6.



8.



9.



2.



5.



7.



10.

- a) waiter,
- b) reporter,
- c) baker,
- d) policeman,
- e) shop assistant,
- f) nurse,
- g) bus driver,
- h) doctor,
- i) teacher,
- j) hairdresser

1)....., 2)....., 3)....., 4)....., 5).....,
6)....., 7)....., 8)....., 9)....., 10).....

2 Look at the pictures and answer the questions. Look at the example:

e.g. Is the nurse giving some medicine to a patient?

Yes, she is. Is the hairdresser answering the phone?
No, she isn't.



✳ Is the waiter taking an interview?
.....

✳ Is the bus driver driving a car?
.....

✳ Is the baker baking bread?
.....

✳ Is the reporter driving a bus?
.....

✳ Is the shop assistant correcting tests?
.....

✳ Is the doctor examining a patient?
.....


✳ Is the nurse cutting a woman's hair?
.....

✳ Is the teacher giving some clothes to a customer?
.....

✳ Is the hairdresser serving people in a restaurant?
.....




3 Brothers and sisters. What are their jobs? Read the clues and find out:



Penny's brother drives a bus.
The hairdressers' brother is a bus driver.
John works in a school.
The teacher's sister takes interviews.



Ron is a bus driver or a policeman.
Her brother drives a police car and she examines patients.



Jobs
Bus driver,
Reporter,
Hairdresser,
Policeman,
Doctor, Teacher

Ken is a.....
Penny is a.....
John is a.....
Kate is a.....
Ron is a.....
Helen is a.....

4 Read the interview and write about Nick Page:

Reporter: What's your name?

Nick: Nick Page.

Reporter: What do you do?

Nick: I'm a policeman.

Reporter: Where do you work?

Nick: I work in a police station, but sometimes I drive a police car in the city.

Reporter: Do you wear special clothes?

Nick: I wear a blue uniform and a grey hat.

Reporter: Do you like your job?

Nick: Yes, I like it very much



This is my job
A policeman

Nick Page.....
.....
.....
.....
.....
.....
.....

5 Interview one of your relatives (e.g. father/mother/uncle/aunt) about his/her job. Find this information:


- ✓ What's his/her name?
- ✓ What's his/her job?
- ✓ Where does he/she work?
- ✓ What does he/she wear?
- ✓ What exactly does he/she do?



Unit 8: Around the city

Lesson 1: At the park

1 Find seven words/phrases related to a park:





H	E	L	O	T	Y	O
U	A	R	E	R	I	M
K	W	A	T	E	R	L
E	V	E	K	E	Y	I
E	G	R	A	S	S	T
P	I	C	K	W	E	T
O	L	S	I	G	N	E
F	L	O	W	E	R	R
F	T	H	A	K	N	P

2 Find the mistakes in the phrases, correct them and talk about rules in a park. Use these words and write the correct phrases in the boxes:

follow, feed, play, off, pick, litter

Don't eat the ducks Don't watch football
Don't jump Litter the paths
Don't draw the flowers Keep on the grass



.....

.....

.....

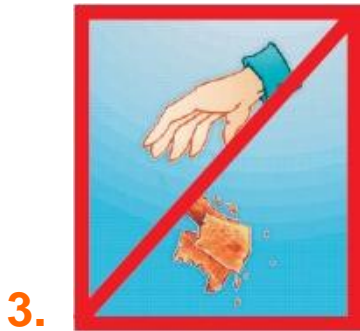
.....

.....

.....

3 Say what these signs mean. Use these words or phrases:

take photos, play music, litter, drink, pick the flowers, smoke, light fires



- 1.
- 2.
- 3.
- 4.
- 5.
- 6.
- 7.

4 Put the words in the blanks and write classroom language.

work, open, eat, play, write, listen, speak (X2), do, put up, run, talk



+	-
..... in pairs	Don't Greek
..... your books	Don't..... your sandwich in class
..... English	Don't..... in the classroom
..... to the cassette	Don't on the desks or the walls
..... your homework	Don't football in the classroom
..... your hand	Don't in the playground

5 Tell the robot what to do:



1

.....

2


.....





3

4








5

6



Lesson 2: A traffic warden visits our school

1 Match the pictures to the words:

1.		a) crossing
2.		b) traffic lights
3.		c) seat belt
4.		d) pavement
5.		e) pedestrian

1....., 2....., 3....., 4....., 5.....

2 Choose the correct phrase. Tick the box:

You can't turn left



You must turn left

Don't cross the street

Be careful, there are children crossing the street



You can't park here



You must park here

You can't ride your bicycle here



You can ride your bicycle here

You can drive at 50 km an hour



You can't drive at 50 km an hour

You can't drive here



You must drive here

You can sound your horn here



You can't sound your horn here

3 Write school rules. Use **we must**, **we mustn't** or **we can**:

*be quiet in the classroom and talk to our friends at the break.

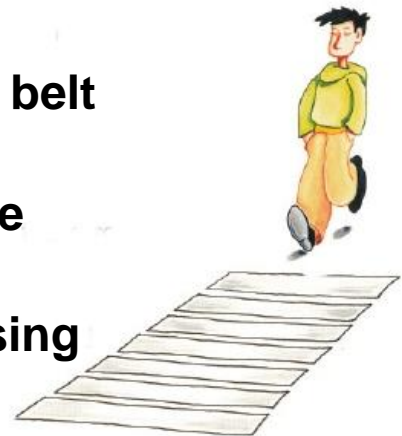
* play football in the classroom, but play football in the playground.

* read comics at the break, but read comics in class.

* speak English in the English class, but sometimes speak Greek.

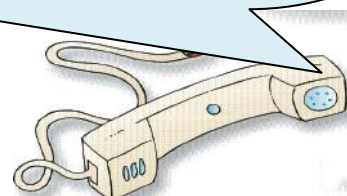
4 Match the left and the right column. Draw lines:

- | | | |
|------------------------|---|-------------------------|
| Cross the street | • | • when the light is red |
| Don't run | • | • your seat belt |
| Don't cross the street | • | • across the street |
| Always wear | • | • at a crossing |



5 Read what Maria is telling her cousin on the phone. Give Maria and Tania advice about what to be careful of, when they are walking in the street:

.....χτες, που λες, περάσαμε φανταστικά με την Τάνια. Πήγαμε στο σινεμά. Είχαμε δώσει ραντεβού έξω από το σπίτι της. Μόλις έφτασα σπίτι της και την είδα να περιμένει, έτρεξα να πάω κοντά της. Όμως την ώρα που περνούσα το δρόμο ένα αυτοκίνητο κόντεψε να πέσει πάνω μου! Από τη βιασύνη μου να δω τη φίλη μου δεν έλεγξα πριν περάσω το δρόμο! Πήρα μια τρομάρα! Τέλος πάντων, το έργο ήταν φοβερό! Γελάσαμε με την ψυχή μας! Και στο δρόμο της επιστροφής, καθώς θυμόμασταν διάφορες σκηνές περπατώντας στο δρόμο, ένα μηχανάκι κόντεψε να χτυπήσει την Τάνια. Έτσι όπως ήμασταν αφηρημένες και γελούσαμε, καθώς θυμόμασταν τις σκηνές του έργου, ξεχαστήκαμε και περπατούσαμε στη μέση του δρόμου. Άλλη φορά θα προσέχουμε και εγώ και εκείνη, όταν περπατάμε στο δρόμο.....



Now, give Maria and Tania advice:

✦

.....

✦

.....

Αν θέλεις να δουλέψεις σε πιο εύκολους ρυθμούς
πήγαινε στο **παράρτημα I** και κάνε τις ασκήσεις που
μπορείς

Unit 9: The school party

Lesson 1: At the supermarket

1 Put these words in the correct list:

oranges, apples, carrots, lettuce, cheese, tomatoes, eggs, sweets, chicken, ham, yoghurt, milk, ice cream, biscuits, cake, chocolate, sugar

Meat	Vegetables	Sweets	Dairy products	Fruit

Can you add more words to the lists?

2 Write a, an/some in front of the words:



.....cheese, ham, lemonade,egg,
.....hamburger, sandwich, butter,
cola,chips,sausage,peanuts,bread

3 Match the phrases to the foods. Look at the example:



e.g. a bottle of milk

cheese, crisps, lemonade,
bread, sausages, eggs



a packet of, a kilo of, a bottle of, a bag of, a dozen
biscuits, peanuts, cola, milk, cornflakes, ham

.....
.....
.....
.....
.....

4 Sophia's mother is at the supermarket. These are the things in her trolley. Complete her shopping list:



1 dozen eggs
3 packets of cr.....
2

5 Complete the bubbles:


1.
.....
.....
.....

3.
two.....
.....
.....

2.
.....
.....
.....

4.
.....
.....
.....

1.90 €/packet



1. How much is this milk?

3. I'll have two bottles, please

2. It's 1.80€ a bottle

4. That's 3.60€ please




1.
.....
.....
.....

3.
half.....
.....
.....

2.
.....
.....
.....

4.
.....
.....
.....

3.40 €/dozen



1.
.....
.....
.....

3.
two.....
.....
.....

2.
.....
.....
.....

4.
.....
.....
.....

2.30 €/packet



1.
.....
.....
.....

3.
250 grams
.....
.....

2.
.....
.....
.....

4.
.....
.....
.....

12.40 €/kilo



1.
.....
.....
.....

3.
three
.....
.....

2.
.....
.....
.....

4.
.....
.....
.....

1.70 €/kilo



6 Put the words in the correct list:

milk, sweets, chocolate, cornflakes, ice cream, apples, oranges, carrots, tomatoes, yoghurt, pizza, cake, hamburgers, chips, crisps



It's good to eat or drink...

It's not good to eat or drink...

Lesson 2: Let's make some sandwiches

1 Match the pictures to the words



- a) slice
- b) boil
- c) spread
- d) add
- e) mix
- f) grate
- g) drain
- h) beat
- i) peel
- j) pour



1....., 2....., 3....., 4....., 5.....,
6....., 7....., 8....., 9....., 10.....

2 Do you like stories? Read this story about a tasty stone soup and answer the questions that follow:



"The Stone Soup"

One day a beggar comes to an old woman's house. He says:

"Please, I need some food"

But the woman says:

"Go away! I haven't got any food!"

Then the beggar says:

"But I've got a magic stone. I can make soup with it. I only need some water"

Then the woman says:

"A magic stone, eh? Well, then, come in. I've got some water."

She puts a saucepan with water on the cooker and the beggar puts the stone in the water. Then he tastes the soup.

"Mmmm! It's very tasty. But it just needs some salt and pepper"

The woman says:

"I've got some salt and pepper"

She adds some salt and pepper to the soup. The beggar tastes the soup.

"Mmmm! It's very tasty! It just needs some vegetables"

The woman says:

"I've got some vegetables"

She runs into the garden and comes back with some tomatoes, some potatoes, some carrots and some parsley in her hands. She adds them to the soup. The beggar tastes the soup.

"Mmmm! It's very tasty. It just needs some meat"

The woman says:

"I've got some meat"

She brings some meat and sausages and adds them to the soup. The beggar tastes the soup.

"Right! I can't see the stone now. The soup is ready. Let's eat. But bread is very good with stone soup"

The woman says:

"I've got some bread"

She brings some bread and two dishes. She puts them on the table. The beggar pours the soup in the dishes. The woman tastes the soup.

"Mmmm! It's very tasty! And there's only a stone in it!"

The beggar eats the soup. When he goes away, he gives the woman the magic stone.

"You can have the magic stone now" he says.

"Oh, thank you" she says.

"But, remember" says the beggar.

"For the best stone soup, you need some salt, some pepper, some potatoes, some tomatoes, some carrots, some parsley, some meat and some sausages"

Tick the things that the old woman put in the saucepan. Then make sentences and read them out in class:

In the soup there is/ are some/a-an...

Tomatoes

Fish

Potatoes

Onions

Carrots

Meat

Stone



Butter

Egg

Sausages


Chicken

Parsley

Salt


Pepper

Now, act out the story in pairs. One of you is the beggar and the other is the old woman. Copy your lines here and learn them by heart:



A large orange scroll-like writing area with 12 horizontal dotted lines for copying text.

3 Make questions with how much or how many:



.....milk is there in the bottle?

.....bananas have you got in your bag?

.....ham do you want in your sandwich?

.....sugar do you take in your coffee?

.....sandwiches have we got for the party?

.....packets of crisps have we got for the party?

.....lemonade is there in your glass?



Αν θέλεις να δουλέψεις σε πιο εύκολους ρυθμούς πήγαινε στο **παράρτημα I** και κάνε τις ασκήσεις που μπορείς

Unit 10: Enjoy your holiday

Lesson 1: Our yearbook

1 This is Eva's entry from the school yearbook. Read it and answer the questions that follow:

Hi! My name is Eva Maldini. I am a new student in this school. I come from the USA. My mother is Greek and my father is Italian. They are architects. I like it here in Athens and I like my school and my new new friends. My favourite sport is volleyball and my hobby is paying computer games. My favourite subject is environment Studies, because I like learning about the Nature and animals. My favourite animal is the caretta caretta sea turtle and

I am sorry that it's an endangered species. I try to protect the environment and I give my old books for recycling. When I grow up, I want to be a volunteer for Environmental Organizations like WWF or Greenpeace.



- ✓ Where is Eva from?.....
- ✓ Where is her father from?.....
- ✓ What does he do?.....
- ✓ Does Eva like basketball?

- ✓ Why does she like Environmental Studies?
-
- ✓ What's her favourite animal?
- ✓ What does she do to protect the environment?
.....
- ✓ What does she want to do when she grows up?
.....

2 Answer these questions about yourself:

- ✓ Where do you come from?
.....
- ✓ Where does your father come from?
.....
- ✓ What does he do?
.....
- ✓ Where does your mother come from?
.....
- ✓ What does she do?
.....
- ✓ What's your favourite sport?
.....
- ✓ What's your favourite subject?
.....
- ✓ Why do you like it?
.....
- ✓ What do you want to do when you grow up?
.....



Lesson 2: "Dairy the fairy"

1 Read the story with Dairy the fairy in the Student's book and help Andrew. He is telling his sister Amy the story, but he can't remember it well. Find his mistakes and correct them:



Dairy is a fairy. She lives on a farm with her dog, Milky. Dairy and Milky are good friends. They play together every day.

Dairy likes dairy products. She only eats milk and meat. On her farm she's got a duck in a stable and she has fresh milk and meat every day.



One day Dairy goes in the kitchen. She opens the fridge, but there is no milk. Milky is on the fridge. Dairy asks Milky: "Where is my milk?" Milky is licking his whiskers. Then he says: "Yummy, yummy, yummy, it's in my tummy".



Then Dairy is very angry. She takes her magic hat, waves it in the air and Abracadabra! Milky is now a horse! Horses don't drink milk. Now Dairy is happy. The horse can't drink her milk.



One day Dairy goes in the kitchen. She opens the fridge, but there is no meat. Milky is on the fridge. Dairy asks Milky: "Where is my meat?" Milky is licking his whiskers. Then he says: "Yummy, yummy, yummy, it's in my tummy"

Then Dairy is very angry. She takes her magic hat, waves it in the air and Abracadabra! Milky is now an iguana. Iguanas don't eat meat. Now Dairy is happy. The iguana can't eat her meat.



One day Dairy goes out on the farm. She wants fresh milk and meat. She looks for her duck, but she can't find her. Milky is near the stable. Dairy asks Milky: "Where is my duck?" Milky is licking his whiskers. Then he says: "Yummy, yummy, yummy, it's in my tummy".

Then Dairy is very angry. She takes her magic hat, waves it in the air and Abracadabra! Milky is now a.....?! He's got a crocodile body, a camel head, a monkey tail, a giraffe neck and donkey ears! Milky is very happy. He is ridiculous. All the animals are laughing at him. But Dairy is happy, too. She loves Milky. He is her friend and Dairy misses him.





Then Dairy takes her magic hat, waves it in the air and Abracadabra! Now Milky is a dog, again. Then Dairy takes her magic hat again, waves it in the air and Abracadabra! Now there are meat trees on her farm and a well of milk. Dairy and Milky can drink milk and eat meat all day long!

Αν θέλεις να δουλέψεις σε πιο εύκολους ρυθμούς πήγαινε στο **παράρτημα I και κάνε τις ασκήσεις που μπορείς**

APPENDIX I

WORK AT YOUR OWN PACE

Δούλεψε στους δικούς σου ρυθμούς



Unit 1 - Lesson 1

5 Αυτός είναι ο κατάλογος των μαθητών του 187ου Δημοτικού Σχολείου της Αθήνας. Χρησιμοποίησε τις πληροφορίες στο κουτάκι για να συμπληρώσεις τα κενά στις φράσεις που ακολουθούν με λέξεις:

Χρησιμοποίησε λέξεις από τους παρακάτω πίνακες. Μην ξεχάσεις να βάλεις παύλα ανάμεσα στον αριθμό των δεκάδων και των μονάδων:

10=ten

40=forty

70=seventy

20=twenty

50=fifty

80=eighty

30=thirty

60=sixty

90=ninety

1=one

4=four

7=seven

2=two

5=five

8=eight

3=three

6=six

9=nine



187ο Δημοτικό Σχολείο Αθήνας	Αγόρια	Κορίτσια
Α΄ τάξη	9	12
Β΄ τάξη	11	13
Γ΄ τάξη	14	12
Δ΄ τάξη	15	8
Ε΄ τάξη	11	19
ΣΤ΄ τάξη	9	16
Σύνολο	69	80

There are students in A' class
There are students in B' class
There are students in C' class
There are students in D' class
There are..... students in E' class
There are students in F' class
There are boys in the school
There are girls in the school



Lesson 2

3 Προσπάθησε να μαντέψεις τα αγαπημένα μαθήματα των παρακάτω μαθητών από τις πληροφορίες για τα πράγματα που τους αρέσουν. Διάλεξε ανάμεσα από τις λέξεις που σου δίνονται. Δώσε προσοχή στις πιο έντονα μαύρες λέξεις:



* Jim likes numbers. His favourite subject is Language/ Maths

* Sandra likes playing football. Her favourite subject is Physical Education (P.E)/ Religious Education (R.E.)

* Helen likes trees and flowers. Her favourite subject is Environmental Studies (E. S)/ Maths

* Philip likes singing and playing the piano. His favourite subject is Language/ Music

* Charles likes making pictures. His favourite subject is Music/ Art

* Pam likes grammar. Her favourite subject is Music/ Language

* Michael likes old things. His favourite subject is History/ Environmental Studies (E. S)

* George likes going to church. His favourite subject is Maths/ Religious Education (R.E.)



Unit 2 - Lesson 1

3 Παρακάτω βλέπεις μερικά αποσπάσματα από περιγραφές εκφωνητών σε διάφορα αθλήματα. Μπορείς να βρεις για ποια αθλήματα πρόκειται;

1. Η πάσα είναι καλή για τον Καφέ. Εκείνος βγάζει μια έξυπνη μπαλιά στον κενό χώρο για το Χούτο. Ο Χούτος στο τετ-α-τετ και είναι το 1-0!

2. ακόμα 37 δευτερόλεπτα. Ο Λιαδέλης πασάρει στο Χαρίση. Εκείνος στο λεί-απ..... Ο! Εκπληκτική τάπα! Το σκορ παραμένει 58-52

3. μέχρι στιγμής το σκορ είναι 2-1 σετ εις βάρος του Ολυμπιακού. Οι Κυριαζής και Δημητρακόπουλος υψώνονται στο φιλέ για να εμποδίσουν το καρφί του Ντονά

4. Η Δανιηλίδου κάνει το σερβίς και δυστυχώς ρίχνει τη μπάλα πάνω στο φιλέ. Το σερβίς περνάει στην αντίπαλό της

5. η Νέρι Νιαγκουάρα φοράει το σκουφάκι της και ανεβαίνει στο βατήρα. Κοιτάζει την άλλη άκρη της πισίνας και ετοιμάζεται για τον πυροβολισμό που θα δώσει την εκκίνηση και θα πέσει στο νερό

6. δεν είναι λοιπόν περίεργο που ο Κακλαμανάκης ονομάστηκε 'παιδί του ανέμου'. Σκίζει τα κύματα με φοβερή ταχύτητα. Το πανί του με τα εθνικά μας χρώματα, γαλάζιο και άσπρο, προηγείται κατά πολύ των αντιπάλων του

7. οι δυο μας αθλήτριες, Τσούλφα και Μπεκατώρου, έχουν αρχίσει να πανηγυρίζουν μέσα στο μικρό τους σκάφος. Ξέρουν ότι έχουν ήδη εξασφαλίσει το χρυσό μετάλλιο για την Ελλάδα.....

Διάλεξε την κατάλληλη λέξη:

1. football/ volleyball/basketball
2. football/ volleyball/basketball
3. football/ volleyball/basketball
4. tennis/ swimming/ sailing
5. tennis/ swimming/ sailing
6. swimming/ sailing/ windsurfing
7. swimming/ sailing/ windsurfing



Lesson 2

5 Είναι τα γενέθλια της Kate. Διάβασε τι χόμπυ έχει και διάλεξε το κατάλληλο δώρο ανάλογα με το χόμπυ της:



* She likes listening to music.

Let's give her a **radio/a bike/a book**

* She likes dancing.

Let's give her a **racket/ballet shoes/a football**

* She likes watching TV.

Let's give her a **CD/a computer/a TV**



* She likes playing computer games.

Let's give her a **computer/a radio/a book**

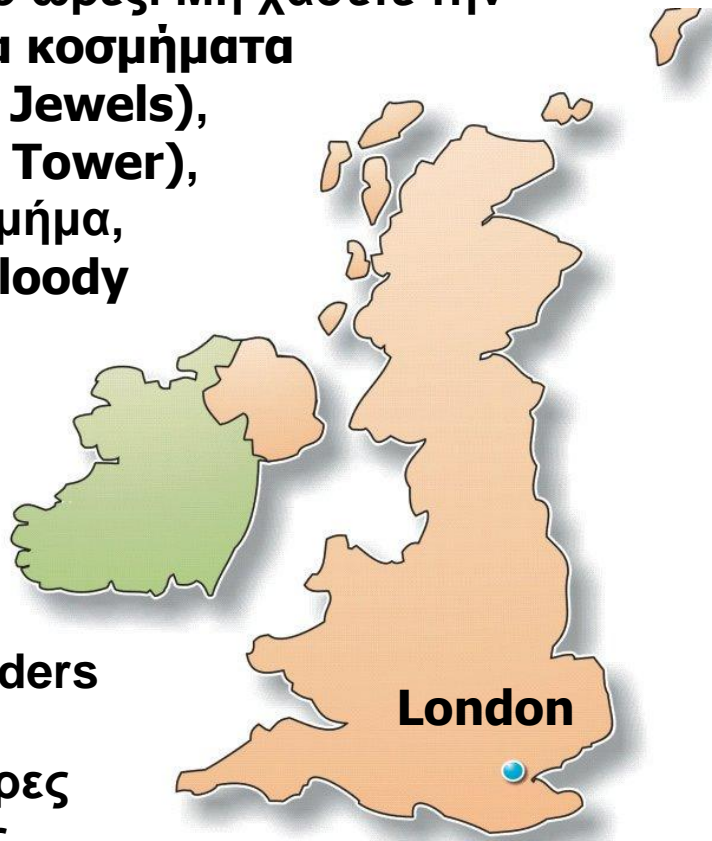
* She likes reading.

Let's give her a **book/a basketball/a racket**

Unit 3 - Lesson 2

3 Παρακάτω βλέπετε πληροφορίες για ορισμένα αξιοθέατα στο Λονδίνο από κάποιον ταξιδιωτικό οδηγό. Διάβασε τις πληροφορίες και συμπλήρωσε τα κενά στο κουτί που ακολουθεί. Δώσε ιδιαίτερη προσοχή στις λέξεις ή φράσεις με έντονα μαύρο χρώμα:

1. Tower of London: Ο Πύργος του Λονδίνου βρίσκεται στην περιοχή Σίτυ (City). Το χτίσιμο του Πύργου άρχισε τον 11ο αιώνα και ολοκληρώθηκε το 13ο αι., είναι δηλαδή 900 χρόνων. Παλιότερα ήταν φυλακή και παλάτι αλλά σήμερα είναι μουσείο. Για να ξεναγηθείτε υπολογίστε περίπου δυο ώρες. Μη χάσετε την περίφημη συλλογή με τα κοσμήματα του Στέμματος (Crown Jewels), το Λευκό Πύργο (White Tower), που είναι το πιο παλιό τμήμα, το Ματωμένο Πύργο (Bloody Tower) και την Πύλη του Προδότη (Traitor's Gate). Στον Πύργο του Λονδίνου θα σας ξεναγήσουν οι γνωστοί Γιόμαν Γουόρντερς ή Μπιφίτερς (Yeomen Warders or Beefeaters) με τις χαρακτηριστικές μαύρες και κόκκινες στολές τους.



2. Tower Bridge: Πρόκειται για την παλιότερη σήμερα γέφυρα πάνω από τον ποταμό Τάμεση (Thames).

Βρίσκεται στην περιοχή του Σίτι (City), κοντά στη Γέφυρα του Λονδίνου (London Bridge) και τον Πύργο του Λονδίνου (Tower of London). Εγκαινιάστηκε επίσημα στις 30 Ιουνίου 1894 και από τότε είναι ένα από τα κυριότερα αξιοθέατα του Λονδίνου. Οι πύργοι της είναι χτισμένοι σε Γοτθικό στυλ και το μεσαίο κομμάτι της γέφυρας μπορεί να υψωθεί για να περάσουν πλοία. Για τις ώρες που σηκώνεται η γέφυρα ρωτήστε στο Bridge Lift Information.

3. British Museum: Το Βρετανικό Μουσείο χτίστηκε το 1753 και περιλαμβάνει μια πλούσια συλλογή από αρχαιότητες και νομίσματα μοιρασμένα σε 94 αίθουσες. Βρίσκεται στην περιοχή του Σίτι (City) κοντά στο Πανεπιστήμιο του Λονδίνου (University of London). Ανάμεσα στα πιο σημαντικά εκθέματά του είναι τα Μάρμαρα του Παρθενώνα (Elgin Marbles) και η Ροζέτα (Rosetta Stone) που έδωσε τη δυνατότητα στους αρχαιολόγους να αποκρυπτογραφήσουν τα Αιγυπτιακά ιερογλυφικά.

Sight 1

Name:

.....

Area:

.....

It is near:

It is: years old.

There, you can see,

.....



Sight 2

Name:

.....

Area:

.....

It is near:

It is years old.



Sight 3

Name:

.....

Area:

.....

It is near:

It is years old. There, you can see

.....




4 Διάβασε το παρακάτω κείμενο και απάντησε αν οι προτάσεις που ακολουθούν είναι **ΑΛΗΘΕΙΑ (TRUE)** ή **ΨΕΜΜΑΤΑ (FALSE)**. Κύκλωσε το κατάλληλο αρχικό γράμμα. Για να βοηθηθείς δώσε ιδιαίτερη προσοχή στις πιο έντονα μαύρες λέξεις ή φράσεις:

This is where I live
I live in a beautiful town,
Mytilene. It is on the island of
Lesvos, in the north eastern
part of **Greece** and **it is near**
the sea. It is a clean town
and there are a lot of trees in
the streets.



There are some blocks of flats, but only in the centre of the town. There are a lot of houses and some of them have beautiful gardens.

I live in a small house with a garden. There is a church near my house and a park in front of the church. At weekends, my friends and I go to the park and play football, but sometimes I go to the supermarket with my mum on Saturday mornings. There isn't a theatre in our town, but there is a cinema and sometimes we go there with my friends on Sunday afternoons.



Panagiotis

- | | | |
|---|---|---|
| 1. Panagiotis lives in a city | T | F |
| 2. Mytilene is near the sea | T | F |
| 3. There are a lot of blocks of flats in Mytilene | T | F |
| 4. Panagiotis lives in a flat | T | F |
| 5. There is a church near his house | T | F |
| 6. Panagiotis and his friends play basketball at the park | T | F |
| 7. He sometimes goes to the shopping centre with his mum on Saturday mornings | T | F |
| 8. There is a cinema in his town | T | F |

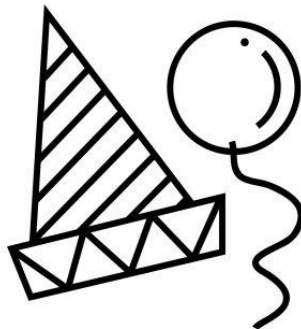
Unit 4 - Lesson 1

3 Πότε είναι τα γενέθλιά σου; Γράψε μια κάρτα για να καλέσεις τους φίλους σου στο πάρτυ γενεθλίων σου. Χρησιμοποίησε το κείμενο από την πρόσκληση για το πάρτυ της Sophia που φαίνεται παρακάτω ως παράδειγμα και χρωμάτισε τις εικόνες για να την κάνεις όμορφη:

Come to my party!

Come to my birthday party! It's on Saturday May 3rd, at 7.30 p.m. My address is 34 Peristaseos street. We can dance, play computer games, sing karaoke, play in the garden and.....have lots of fun!

Sophia



Come to my party! It's on

My address is street. We can

.....

.....

Lesson 2

7 Χρωμάτισε τους μήνες και γράψε για το κλίμα της Ελλάδας. Χρησιμοποίησε τις πληροφορίες για την Ελλάδα και το παράδειγμα για την Αγγλία. Δώσε ιδιαίτερη προσοχή στις έντονα μαύρες λέξεις:

Η Ελλάδα έχει μεσογειακό κλίμα. Τα καλοκαίρια είναι ξερά και πολύ θερμά και υπάρχει μεγάλη ηλιοφάνεια. Οι χειμώνες είναι ψυχροί και βροχεροί και σε ορισμένες περιοχές, όπως τα νησιά του Αιγαίου, φυσούν ισχυροί βόρειοι άνεμοι. Το φθινόπωρο είναι δροσερό με αρκετές βροχές και η άνοιξη ζεστή με μεγάλη ηλιοφάνεια.

In England, it's sunny and hot in **June, July and August**. It's **windy** in **March, April, October and November**. They have **snow** and it's cold in **December, January and February**. They have rain every month.

sun  rain 

winds  snow 

January ○○○○	February ○○○○	March ○○○○
April ○○○○	May ○○○○	June ○○○○
July ○○○○	August ○○○○	September ○○○○
October ○○○○	November ○○○○	December ○○○○

In Greece,

.....

.....

.....

.....

.....

Unit 5 - Lesson 1

4 Πρόσθεσε τις λέξεις **always, often, sometimes, never** στα κενά των προτάσεων. Εσύ θα αποφασίσεις ποια λέξη ταιριάζει σε ποιο κενό:



- * In August it'shot
- * In December it's hot
- * We are happy at holidays
- * In September it's cold
- * On our birthday we get presents
- * It snows in the summer
- * It rains in the autumn
- * Schools are open on Sundays

5 Βρες τα λάθη στις παρακάτω προτάσεις. Μπορεί να είναι λάθη στον τρόπο που είναι σχηματισμένες οι λέξεις ή στη σειρά των λέξεων. Δώσε ιδιαίτερη προσοχή στις λέξεις με έντονα μαύρο χρώμα:

✓ **My father never go to work on Sundays:**

.....

✓ **I play never computer games on Mondays:**

.....

✓ **I always am happy on my birthday:**

.....

✓ **Dennis often eat sweets:**

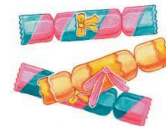
✓ **Always after school I watch TV:**

.....



Lesson 2

2 Στο παρακάτω κείμενο υπάρχουν λάθος πληροφορίες για τις γιορτές των Χριστουγέννων και Halloween στη Βρετανία. Είναι τα σημεία με τα έντονα μαύρα γράμματα. Προσπάθησε να διορθώσεις τα λάθη. Χρησιμοποίησε τις λέξεις που βρίσκονται πάνω από κάθε κείμενο:



turkey, hat, stocking, sing, evening, cards, presents, Day, potatoes, pudding

Christmas

Christmas is Britain's most popular holiday. At Christmas, people decorate the Christmas tree and their houses, they often send **letters** to each other and children **play** carols in the street. At home, children have got a **shirt** and Father Christmas (Santa Claus) puts **sweets** in it. They always open their presents on Christmas **Eve**. In the **morning** the family has Christmas dinner. They eat roast **chicken** beef with fried **tomatoes** and Brussels sprouts. For dessert, they often have sweet mince pies or Christmas **chocolate**. At Christmas dinner, they put Christmas crackers on each plate. In the crackers, there is usually a party **present**, a riddle and a toy.






apples, ducking, October, Trick, houses, donkey

Halloween

Halloween is on 31 May and is a time of pumpkins, candies, ghosts and witches and people decorate their schools with 'Jack-o-Lanterns'. On Halloween, children dress up in fancy costumes and they go 'Sing or Treat' from door to door. People give them goodies, like candies, caramel oranges or popcorn balls. Sometimes there are spooky parties and children often play 'swimming for apples' and 'pin-the-tail-on-the horse'.

Unit 6 - Lesson 2

5 Διάβασε τις πληροφορίες για το γιγάντιο πάντα και γράψε ένα κείμενο για το ζώο αυτό. Χρησιμοποίησε τις απαντήσεις στις ερωτήσεις που ακολουθούν:



ΤΑΥΤΟΤΗΤΑ

Επιστημονικό όνομα: *Ailuropoda melanoleuca*

Κοινό όνομα: Γιγάντιο Πάντα

Βάρος: 86 - 125 κιλά

Ύψος: 1.20 - 1.90μ.

Χρώμα: Άσπρο και μαύρο

Βιότοπος, εξάπλωση: Οροσειρές της νοτιοδυτικής Κίνας

Τροφή: μπαμπού (12-15 κιλά την ημέρα)

Μέσος όρος ζωής: 20 χρόνια στο φυσικό του περιβάλλον

Πληθυσμός: Περίπου 1.600 άτομα

Κύριες απειλές: Συρρίκνωση του βιότοπου και έλλειψη τροφής, παράνομο κυνήγι

(simplified and abridged from www.wwf.gr)

- ✓ What is its name? Giant Panda
- ✓ How much does it weigh? It weighs 86 to 125 kilos
- ✓ How tall is it? It's 1.20 to 1.90 metres tall
- ✓ What colour is it? It's black and white
- ✓ Where does it live? It lives in the mountains of southwestern China
- ✓ What does it eat? It eats 12 to 15 kilos of bamboo a day
- ✓ How long does it live? It lives about 20 years
- ✓ How many pandas are there today? There are about 1.600 pandas today
- ✓ What are the main problems? Destruction of the habitat, lack of food, poaching

.....

.....

.....

.....

.....

.....

.....

.....

.....

.....

.....

.....

Unit 7 - Lesson 2

3 Βρες τι δουλειά κάνουν τα αδέλφια τους:

Jobs

**Bus driver, Reporter,
Hairdresser, Policeman,
Doctor, Teacher**



Kate



John



Ken



Penny



Ron



Helen

Penny's brother drives a bus.

The hairdressers' brother is a bus driver.

John works in a school.

The teacher's sister takes interviews.

Ron is a bus driver or a policeman.

Her brother drives a police car and she examines patients.

Kate is a reporter and her brother John is a.....

Ken is a bus driver and his sister Penny is a.....

Ron is a policeman and his sister Helen is a.....

4 Διάβασε τη συνέντευξη με το Nick Page και μετά γράψε για αυτόν. Χρησιμοποίησε το κείμενο για τη νοσοκόμα Nelly Pitt ως παράδειγμα και δώσε προσοχή στις έντονα μαύρες λέξεις:

A nurse

Nelly Pitt is a nurse and works in a hospital. She helps patients in the hospital. She wears a white uniform and a white hat. She likes her job very much.

Reporter: What's your name?

Nick: Nick Page.

Reporter: What do you do?

Nick: I'm a policeman.

Reporter: Where do you work?

Nick: I work in a police station, but sometimes I drive a police car in the city.

Reporter: Do you wear special clothes?

Nick: I wear a blue uniform and a grey hat.

Reporter: Do you like your job?

Nick: Yes, I like it very much

This is my job
A policeman



Nick Page.....

.....

.....

.....

.....

.....

Unit 8 - Lesson 1

5 Ταίριαξε τις φράσεις με τα σκίτσα για να πεις στο ρομπότ τι πρέπει να κάνει:

**run, sit down, stand up,
put up your hand, go to the door,
stretch your arms**



1




2



3



4



5

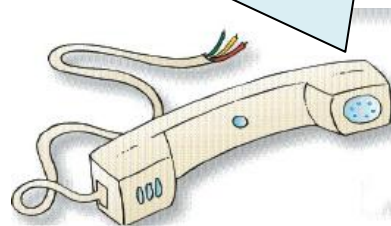


6

Lesson 2

5 Η Μαρία και η φίλη της η Τάνια πήγαν μια βόλτα αλλά ήταν πολύ απρόσεκτες στο δρόμο και έκαναν πράγματα που δεν έπρεπε να κάνουν. Διάβασε τη διήγηση της Μαρίας και διάλεξε ποιες φράσεις είναι κατάλληλες για συμβουλές στις δύο φίλες. Βάλε ένα ✓ δίπλα στις σωστές συμβουλές:

.....χτες, που λες, περάσαμε φανταστικά με την Τάνια. Πήγαμε στο σινεμά. Είχαμε δώσει ραντεβού έξω από το σπίτι της. Μόλις έφτασα σπίτι της και την είδα να περιμένει, έτρεξα να πάω κοντά της. Όμως την ώρα που περνούσα το δρόμο ένα αυτοκίνητο κόντεψε να πέσει πάνω μου! Από τη βιασύνη μου να δω τη φίλη μου δεν έλεγξα πριν περάσω το δρόμο! Πήρα μια τρομάρα! Τέλος πάντων, το έργο ήταν φοβερό! Γελάσαμε με την ψυχή μας! Και στο δρόμο της επιστροφής, καθώς θυμόμασταν διάφορες σκηνές περπατώντας στο δρόμο, ένα μηχανάκι κόντεψε να χτυπήσει την Τάνια. Έτσι όπως ήμασταν αφηρημένες και γελούσαμε, καθώς θυμόμασταν τις σκηνές του έργου, ξεχαστήκαμε και περπατούσαμε στη μέση του δρόμου. Άλλη φορά θα προσέχουμε και εγώ και εκείνη, όταν περπατάμε στο δρόμο.....



Τώρα βάλε ✓ και διάλεξε τις κατάλληλες συμβουλές για τα δυο κορίτσια:

- * Always look out for cars, when you are crossing the street
- * Wait for your friend in the street
- * Don't walk in the middle of the street, always walk on the pavement
- * Don't talk and laugh with your friends, when you are walking in the street
- * If there aren't any cars, you can walk in the street

Unit 9 - Lesson 1

5 Συμπλήρωσε τις λέξεις που λείπουν:


1. How much is this?

3. I'll have two please

2. It's€ a packet

4. That's € please

1.90 €/packet



1. How much is this milk?

3. I'll have two bottles, please

2. It's 1.80€ a bottle

4. That's 3.60€ please




1. How much
.....
eggs?

3. I'll have half a dozen please

2. They 're€ a dozen

4. That's € please

3.40 €/dozen



1. How much are
.....
sausages?

3. I'll have
two
please

2. They're
.....€
a kilo

2.30 €/packet



4. That's
..... €
please

1. How much
.....
this ham?

3. I'll have 250
grams,
please

2. It's
€ a kilo



12.40 €/kilo

4. That's
..... €
please

1. How much
.....
these?

3. I'll have
three
.....
please

2. They're
.....€
a kilo

1.70 €/kilo



4. That's
..... €
please

Lesson 2

2 Σου αρέσουν οι ιστορίες; Αν ναι, διάβασε την παρακάτω ιστορία και δώσε απαντήσεις στην άσκηση που ακολουθεί:



"The Stone Soup"

One day a beggar comes to an old woman's house. He says:

"Please, I need some food"

But the woman says:

"Go away! I haven't got any food!"

Then the beggar says:

"But I've got a magic stone. I can make soup with it. I only need some water"

Then the woman says:

"A magic stone, eh? Well, then, come in. I've got some water."

She puts a saucepan with water on the cooker and the beggar puts the stone in the water. Then he tastes the soup.

"Mmmm! It's very tasty. But it just needs some salt and pepper"

The woman says:

"I've got some salt and pepper"

She adds some salt and pepper to the soup. The beggar tastes the soup.

"Mmmm! It's very tasty! It just needs some vegetables"

The woman says:

"I've got some vegetables"

She runs into the garden and comes back with some tomatoes, some potatoes, some carrots and some parsley in her hands. She adds them to the soup. The beggar tastes the soup.

"Mmmm! It's very tasty. It just needs some meat"

The woman says:

"I've got some meat"

She brings some meat and sausages and adds them to the soup. The beggar tastes the soup.

"Right! I can't see the stone now. The soup is ready. Let's eat. But bread is very good with stone soup"

The woman says:

"I've got some bread"

She brings some bread and two dishes. She puts them on the table. The beggar pours the soup in the dishes. The woman tastes the soup.

"Mmmm! It's very tasty! And there's only a stone in it!"

The beggar eats the soup. When he goes away, he gives the woman the magic stone.

"You can have the magic stone now" he says.

"Oh, thank you" she says.

"But, remember" says the beggar.

"For the best stone soup, you need some salt, some pepper, some potatoes, some tomatoes, some carrots, some parsley, some meat and some sausages"

Τα τετράγωνα με τα ✓ στον παρακάτω πίνακα σου δείχνουν τι υπάρχει μέσα στη σούπα. Χρησιμοποίησε τις λέξεις και φτιάξε προτάσεις με τις φράσεις (πρόσεξε ποιες λέξεις είναι στον ενικό και ποιες στον πληθυντικό

ποιες λέξεις είναι στον ενικό και ποιες στον πληθυντικό αριθμό για να χρησιμοποιήσεις την κατάλληλη φράση):
There is a/an....., There is some.....,
There are some.....

In the soup there is/ are some/a-an...

- Tomatoes
- Fish
- Potatoes
- Onions
- Carrots
- Meat
- Stone
- Butter
- Egg
- Sausages
- Chicken
- Parsley
- Salt
- Pepper



In this soup

.....

.....

.....

.....

.....

.....

.....

.....

.....

Unit 10 - Lesson 1

2 Απάντησε τις παρακάτω ερωτήσεις για τον εαυτό σου. Συμπλήρωσε ή διάλεξε την κατάλληλη/κατάλληλες λέξη/λέξεις:

✓ Where do you come from?

I come from

✓ Where does your father come from?

My father comes from.....

✓ What does he do?

He is a...../ He works

✓ Where does your mother come from? My mother comes from

✓ What does she do?

She is a...../ She works

✓ What's your favourite sport?

I like football/basketball/swimming/

✓ What's your favourite subject?

I like Maths/English/Language/

✓ Why do you like it?

I like it because it's easy/difficult/ interesting/

✓ What do you want to do when you grow up?

I want to be...../ learn.....

3 Χρησιμοποίησε τις απαντήσεις σου από την προηγούμενη άσκηση για να γράψεις για τον εαυτό σου, συμπληρώνοντας και συνεχίζοντας το κείμενο:



This is me!

My name is and I come from

..... My father comes from

.....and my mother comes from

My father is a and my mother

.....
.....
.....
.....
.....
.....

Contents

LESSON	pp.
Unit 1: BACK TO SCHOOL	5-14
1. A new student in class	5-9
2. My timetable	10-14
Unit 2: WHAT'S YOUR FAVOURITE HOBBY OR SPORT?	15-23
1. My favourite sport	15-18
2. Have you got a hobby?	19-23
Unit 3: THIS IS WHERE I LIVE	24-33
1. My country	24-27
2. My city	28-33
Unit 4: TIME	34-44
1. Happy Birthday!	34-49
2. What's the weather like?	40-44
Unit 5: HABITS AND CUSTOMS	45-52
1. It's only a dream!	45-48
2. British customs	49-52
Unit 6: Animals	53-62
1. My pet	53-57
2. A visit to the Sea Turtle Rescue Centre	58-62
Unit 7: What are you doing?	63-71
1. Helping around the house	63-66
2. What do they do?	67-71
Unit 8: Around the city	72-80
1. At the park	72-76
2. A traffic warden visits our school	77-80

Unit 9: The school party	81-90
1. At the supermarket	81-85
2. Let's make some sandwiches	86-90
Unit 10: Enjoy your holiday	91-96
1. Our yearbook	91-93
2. "Dairy the fairy"	94-96
Appendix I: Work at your own pace	97-125

Βάσει του ν. 3966/2011 τα διδακτικά βιβλία του Δημοτικού, του Γυμνασίου, του Λυκείου, των ΕΠΑ.Λ. και των ΕΠΑ.Σ. τυπώνονται από το ΙΤΥΕ - ΔΙΟΦΑΝΤΟΣ και διανέμονται δωρεάν στα Δημόσια Σχολεία. Τα βιβλία μπορεί να διατίθενται προς πώληση, όταν φέρουν στη δεξιά κάτω γωνία του εμπροσθόφυλλου ένδειξη «ΔΙΑΤΙΘΕΤΑΙ ΜΕ ΤΙΜΗ ΠΩΛΗΣΗΣ». Κάθε αντίτυπο που διατίθεται προς πώληση και δεν φέρει την παραπάνω ένδειξη θεωρείται κλεψίτυπο και ο παραβάτης διώκεται σύμφωνα με τις διατάξεις του άρθρου 7 του νόμου 1129 της 15/21 Μαρτίου 1946 (ΦΕΚ 1946,108, Α').

Απαγορεύεται η αναπαραγωγή οποιουδήποτε τμήματος αυτού του βιβλίου, που καλύπτεται από δικαιώματα (copyright), ή η χρήση του σε οποιαδήποτε μορφή, χωρίς τη γραπτή άδεια του Υπουργείου Παιδείας, Θρησκευμάτων και Αθλητισμού / ΙΤΥΕ - ΔΙΟΦΑΝΤΟΣ.