

**Αγγλικά  
Δ' Δημοτικού  
Βιβλίο Μαθητή  
Τόμος 3ος**

**Γ' Κ.Π.Σ. / ΕΠΕΑΕΚ II / Ενέργεια 2.2.1 /  
Κατηγορία Πράξεων 2.2.1.α:**

**«Αναμόρφωση των προγραμμάτων  
σπουδών και συγγραφή νέων  
εκπαιδευτικών πακέτων»**

**ΠΑΙΔΑΓΩΓΙΚΟ ΙΝΣΤΙΤΟΥΤΟ**

**Δημήτριος Γ. Βλάχος**

**Ομότιμος Καθηγητής του Α.Π.Θ**

***Πρόεδρος του Παιδαγωγ. Ινστιτούτου***

**Πράξη με τίτλο: «Συγγραφή νέων**

**βιβλίων και παραγωγή**

**υποστηρικτικού εκπαιδευτικού υλικού**

**με βάση το ΔΕΠΠΣ και τα ΑΠΣ για το**

**Δημοτικό και το Νηπιαγωγείο»**

**Επιστημονικός Υπεύθυνος Έργου**

**Γεώργιος Τύπας**

***Σύμβουλος του Παιδαγ. Ινστιτούτου***

**Αναπληρωτής Επιστημ. Υπεύθ. Έργου**

**Γεώργιος Οικονόμου**

***Σύμβουλος του Παιδαγ. Ινστιτούτου***

**Έργο συγχρηματοδοτούμενο 75% από**

**το Ευρωπαϊκό Κοινωνικό Ταμείο και**

**25% από εθνικούς πόρους.**

## ΣΥΓΓΡΑΦΕΙΣ

Αντιγόνη Μπρατσόλη,  
*Εκπαιδευτικός*  
Αγγελική Διαμαντίδου,  
*τ. Σχολική Σύμβουλος*

## ΚΡΙΤΕΣ-ΑΞΙΟΛΟΓΗΤΕΣ

Χριστίνα Αγιακλή,  
*Σχολική Σύμβουλος*  
Ελένη Μπιντάκα,  
*Σχολική Σύμβουλος*  
Τρισεύγενη Γιάνναρη,  
*Εκπαιδευτικός*

## ΕΙΚΟΝΟΓΡΑΦΗΣΗ

Ανδρέας Κατσαούνης,  
*Σκιτσογράφος - Εικονογράφος*

## ΦΙΛΟΛΟΓΙΚΗ ΕΠΙΜΕΛΕΙΑ

Αργυρή Αποστολίδου, *Φιλολόγος*

**ΥΠΕΥΘΥΝΟΙ ΤΟΥ ΜΑΘΗΜΑΤΟΣ**

**ΚΑΤΑ ΤΗ ΣΥΓΓΡΑΦΗ**

**Ιωσήφ Ε. Χρυσόχοος, Πάρεδρος  
ε.θ. του Παιδαγωγικού Ινστιτούτου**

**Πέτρος Μπερερής,**

***Σύμβουλος του Παιδαγωγικού  
Ινστιτούτου***

**ΥΠΕΥΘΥΝΗ ΤΟΥ ΥΠΟΕΡΓΟΥ**

**Άννα Σιγανού, Εκπαιδευτικός**

**ΑΝΑΔΟΧΟΣ**

**ΕΛΛΗΝΙΚΑ ΓΡΑΜΜΑΤΑ**

**ΠΡΟΕΚΤΥΠΩΤΙΚΕΣ ΕΡΓΑΣΙΕΣ**

**ACCESS Γραφικές Τέχνες Α.Ε.**

**ΠΡΟΣΑΡΜΟΓΗ ΤΟΥ ΒΙΒΛΙΟΥ ΓΙΑ  
ΜΑΘΗΤΕΣ ΜΕ ΜΕΙΩΜΕΝΗ ΟΡΑΣΗ**

***Ομάδα Εργασίας***

***Αποφ. 16158/6-11-06 και***

***75142/Γ6/11-7-07 ΥΠΕΠΘ***

**ΥΠΟΥΡΓΕΙΟ ΠΑΙΔΕΙΑΣ,  
ΘΡΗΣΚΕΥΜΑΤΩΝ ΚΑΙ ΑΘΛΗΤΙΣΜΟΥ  
ΙΝΣΤΙΤΟΥΤΟ ΕΚΠΑΙΔΕΥΤΙΚΗΣ  
ΠΟΛΙΤΙΚΗΣ**

**Αντιγόνη Μπρατσόλη  
Αγγελική Διαμαντίδου**

**ΑΝΑΔΟΧΟΣ ΣΥΓΓΡΑΦΗΣ:  
ΕΛΛΗΝΙΚΑ ΓΡΑΜΜΑΤΑ**

**Αγγλικά  
Δ΄ Δημοτικού**

**Βιβλίο Μαθητή**

**Τόμος 3ος**



## Unit 8:

## Around the city





In this unit you will learn to:

- ✓ Talk about rules and regulations
- ✓ Talk about road safety
- ✓ Understand and describe road signs
- ✓ Give instructions and orders



## Strategy corner – Working in groups

 <b>I like it when I work in a group because</b>	<b>Yes</b>	<b>No</b>
<b>I get help from my classmates</b>		
<b>We divide the work and the task is easier</b>		
<b>I learn things from my classmates</b>		
<b>I can be in the same group with my friends and I like working with them</b>		
<b>I can choose what I want to do each time</b>		

 <b>I don't like it when I work in a group because</b>	<b>Yes No</b>
<b>I do a lot of work and some students do very little work. It's not fair</b>	
<b>I sometimes make mistakes and my classmates can see that</b>	
<b>I don't always do the work I like</b>	
<b>I want to do all the work and get all the credit alone</b>	
<b>I'm not always in the same group with my friends</b>	

# Lesson 1: At the park


1



Warm – up

\* Do you go to the park? What do you do there? Do you play football? Do you ride your bike? Do you walk on the grass? Do you litter? If there are animals, do you feed them?

2



Listen, read and find

The children are not at school.

Listen, read and find:

“Where are they?”

**Andrew:** Wow!

A day at the park! No school today!



**Nick:** Great!!! Let's play football!

**Andrew:** Oh, No! We can't! Look at the sign!

**Sophia:** I **d**on't like football, I like flowers. Come on, Betty, let's pick some flowers.



**Don't play football**

**Betty:** Yeahh!!!

There **are** some beautiful flowers over there!

**Sophia:** Oh, No! We **can't**!

Look at the sign!



**Mrs Stathaki:** And **don't** forget children!

**Don't pick the flowers**

You can play in the park, but keep off the **grass** and **don't** litter!

**Andrew:** That's just great! **We** can't play football!

**Betty:** And we can't **pick** flowers, we can't walk on the grass! What can we do?



**You've got 1 minute to find the secret phrase. It's a game that the children can play at the park.**

**Write the phrase: .....**

**Then, count the letters and write**

**down your score: .....**

**3**



**New words!**

**Andrew, Sophia, Nick and Betty want to know what they can and what they can't do at the park. Can you help them? Look at the signs and match them to the pictures.**

**a. Don't pick the flowers**

**d. Don't play football**

**b. Keep off the grass**

**e. Follow the paths**

**f. Don't drink water here**

**c. Don't feed the ducks**

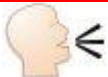
**g. Don't litter**



1.            2.            3.            4.            5.            6.            7.

1) ....., 2) ....., 3) ....., 4) .....,  
5) ....., 6) ....., 7) .....

4



**Write and Speak**

**There are rules at the park, but there are rules at school, too. Can you think of school rules? Write your ideas and tell the class. Then, make signs. Hang your signs on your classroom walls. Look at these pictures for ideas.**





.....



.....



.....



.....



.....



.....



.....

.....

**And don't forget to keep these rules!**

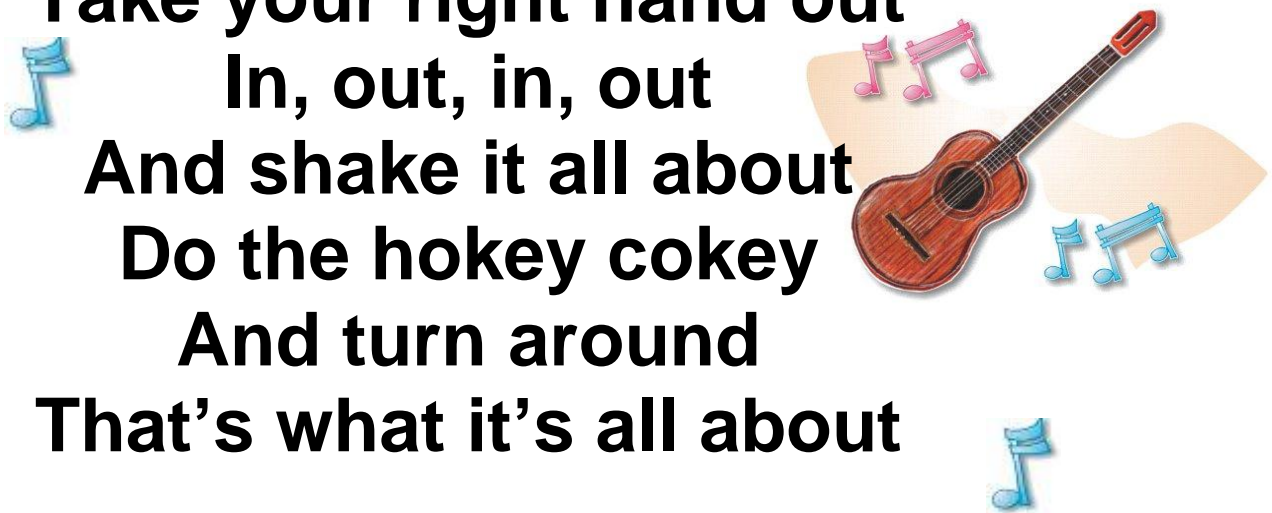
5



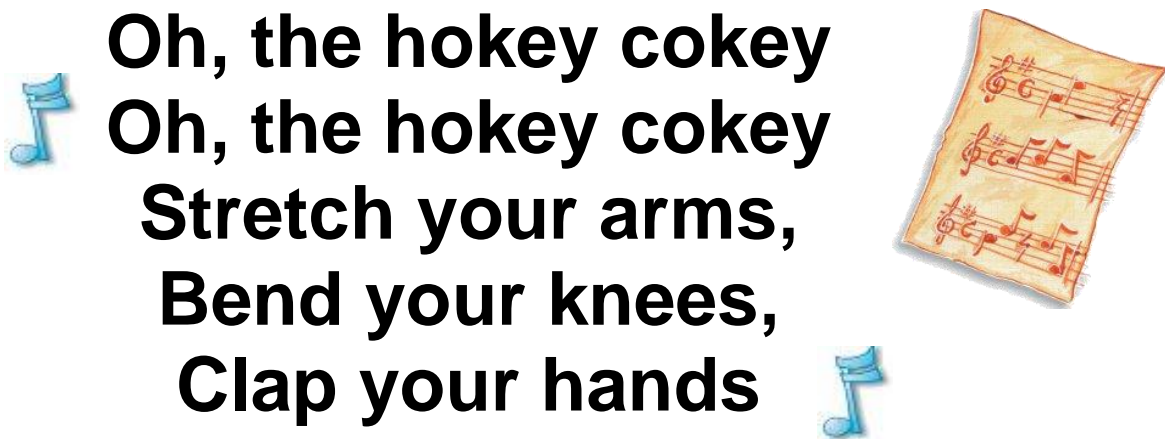
Listen and sing

## The Hokey Cokey song

**1** Put your right hand in  
Take your right hand out  
In, out, in, out  
And shake it all about  
Do the hokey cokey  
And turn around  
That's what it's all about



Oh, the hokey cokey,  
Oh, the hokey cokey  
Oh, the hokey cokey  
Stretch your arms,  
Bend your knees,  
Clap your hands



**2** Put your left hand in

Take your left hand out

In, out, in, out

And shake it all about

 Do the hokey cokey 

And turn around

That's what it's all about

Oh, the hokey cokey,

Oh, the hokey cokey

Oh, the hokey cokey

Stretch your arms, 

 Bend your knees,

Clap your hands

 **3** Put your right foot in.....

**4** Put your left foot in.....

**5** Put your whole body in.....

**6****Let's play!**

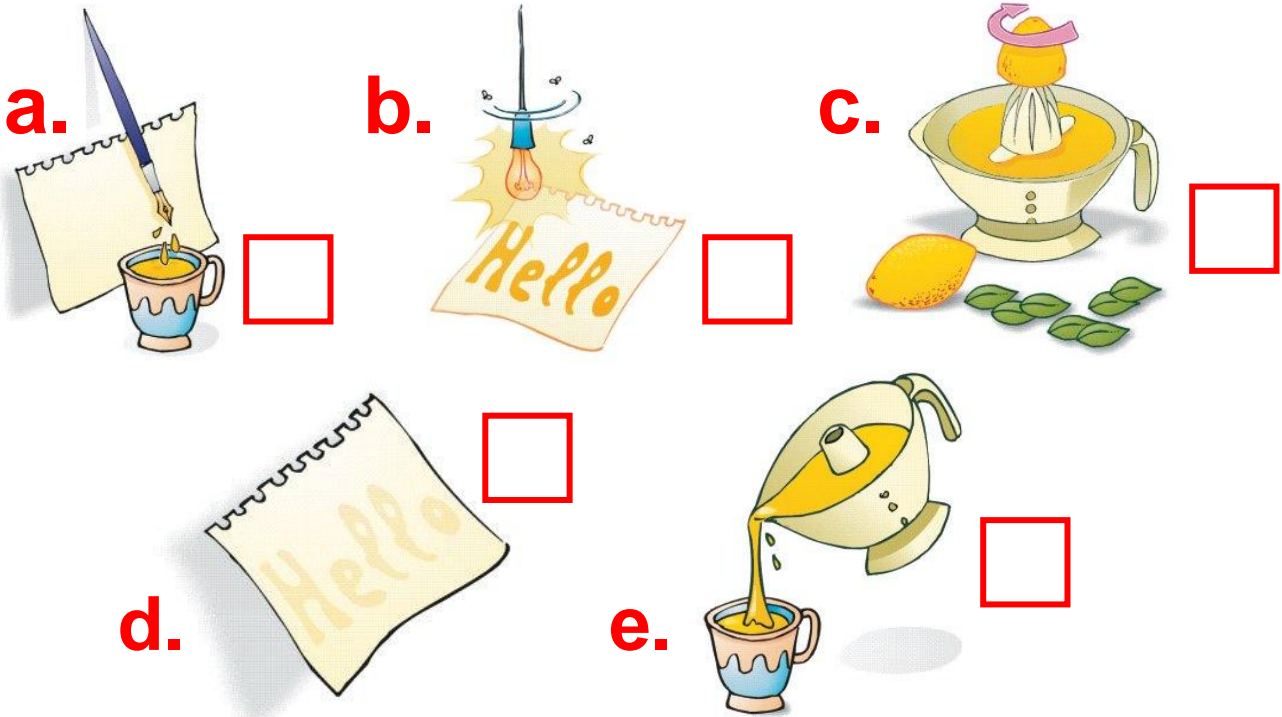
## Simon says!

Listen to your teacher. Do what he/she says only if he/she says 'Simon says'. If you make a mistake, you're out of the game. The last person to stay in the game is the winner.

**Go to the door****Walk****Stand up****Bend your knees****Put your hand on your head****Stretch your arms****Sit down****Put up your hand****Stop****Run****7****Listen and write**

Listen to the instructions on how you can write a secret message. Put

the pictures in the correct order.  
Write the numbers in the boxes.



►► **Idea !** Write secret messages and play a game in class!



Remember!

We can talk about rules in these ways:

✓	✗
Sit down. Keep off the grass	Don't talk. Don't litter
You can play in the park	You can't pick flowers

## Lesson 2: A traffic warden visits our school

1



Warm – up

\* Do you know any road signs? Which ones do you know? Do you watch out for cars when you are crossing the street? What does a red or a green traffic light mean?

2



Listen, read and find

Mr Kanellopoulos, a traffic warden is in the classroom. Listen, read and find: “What is he talking about?”

**Mrs Stathaki:** Good morning, children. Today, Mr Kanellopoulos, a traffic warden, is going to talk to you about road signs and what you must know when you cross the street.

**Mr Kanellopoulos:** Good morning, children.

**Children:** Good morning, sir.

**Mr Kanellopoulos:** I'm going to **talk** to you about road signs.



**Do you know this sign?**



It means: "Stop your **car**


or bus here". And this sign? **50**



It means: "You can't drive at more than **fifty** kilometres an hour".

And what about this one? 



It means: "Wait. You mustn't cross the road now". And this one? 



It means: "Go. You can cross the road now".

Do you know **this** one?



It means: "You can't ride your **bicycle** here". And this one?



**Children:** We know this sign!

It's outside our school!

**Mr Kanellopoulos:** What does it mean?

**Children:** "You can't drive your car or bus fast, children cross the road here".



You've got 1 minute to find the secret phrase. It's what Mr Kanellopoulos is talking to the children about. Write the phrase: ..... Then, count the letters and write down your score: .....

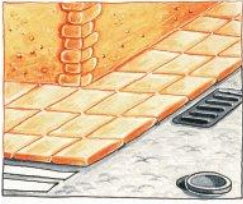
**3**



**New words! (+app.I)**

Andrew, Sophia, Nick and Betty want to learn about road safety. Can you help them? Match the pictures to the words. Write the letters next to the numbers:


**a) crossing, b) traffic lights, c) seat belt, d) pavement, e) pedestrian**



**1.**



**2.**



**3.**



**4.**



**5.**

1....., 2....., 3....., 4....., 5.....

**Now match these road signs to the phrases. Write the letters next to the numbers:**



**1. Απαγορεύεται η στάση και η στάθμευση**

**2. Προσοχή, άλλοι κίνδυνοι**



**3. Απαγορεύεται η αριστερή στροφή**

**4. Απαγορεύεται η χρήση ηχητικών σημάτων**





**5. Κίνδυνος λόγω  
διάβασης πεζών**

**6. Τέλος ορίου ταχύτητας**

**40**



**7. Προσοχή, επικίνδυνες  
στροφές**

**8. Απαγορεύεται η είσοδος  
σε όλα τα οχήματα**



**9. Απαγορεύεται η είσοδος  
σε πεζούς**

**10. Υποχρεωτική πορεία  
προς τα εμπρός**



**a. Don't turn left here**

**b. You can't park your car here**

**c. Be careful, there are pedestrians  
here**

**d. You can't drive your car into this  
road**

- e. Be careful, there is danger ahead**
- f. You can't walk here**
- g. You can drive at more than 40 kmph**
- h. You can't sound your horn here**
- i. Be careful, there are dangerous turns ahead**
- j. You must go straight ahead**

**1....., 2....., 3....., 4....., 5.....,  
6....., 7....., 8....., 9....., 10....**

**4**







**Write and speak**





**Work in pairs. Look at the way Mr Kanellopoulos explains the road signs to the children. Make your own rules for your friends, parents and teachers. Write your rules and report your ideas to class.**



MY RULES	✓	✗
for my friends:		
for my parents:		
for my teacher(s):		

**5**   **Listen and tick**

**Listen and tick the correct road sign.**

1.   **a.**   **b.**   **c.**   **d.**

2.   **a.**   **b.**   **c.**   **d.**



6



Let's play!

## Treasure Hunt:

Play this game in two teams. One student from each team must go out of the classroom and then his/her team must hide a 'treasure' (a pen, a notebook) in the classroom. When the student comes back in, blindfold him/her, tell him/her what the treasure is and give him/her directions how to find it. Use these phrases:



**Turn left**



**Turn right**



**Go straight  
ahead**

When you want your friend to stop,  
use this phrase: **Red light**

When you want your friend to walk,  
use this phrase: **Green light**

Your teacher is going to time you  
as you guide your friend. The team  
to find the treasure **more quickly** is  
the **winner!** But be careful! You  
**can't speak Greek!** If you do, you  
lose!



(from <http://blogs.sch.gr/dimagchi>)



**Remember!**

**We can talk about rules  
in this way:**



**You must go  
straight ahead**



**You mustn't  
cross the road  
now**

## Lesson 3: Walking in the street

ΤΡΑΓΩΔΙΑ ΜΕ ΜΑΘΗΤΡΙΑ  
ΠΟΥ ΠΑΡΑΣΥΡΕΤΑΙ ΑΠΟ ΝΤΑΛΙΚΑ  
ΕΞΩ ΑΠΟ ΤΟ ΣΧΟΛΕΙΟ ΤΗΣ

**2.315 ΜΑΘΗΤΕΣ**  
**ΕΠΙΣΚΕΦΘΗΚΑΝ ΤΟ ΠΑΡΚΟ**  
**ΚΥΚΛΟΦΟΡΙΑΚΗΣ ΑΓΩΓΗΣ**  
**ΑΥΤΗ ΤΗ ΣΧΟΛΙΚΗ ΧΡΟΝΙΑ**



**Crosscurricular Project**



**Work in groups. You can choose your project.**

### **Project 1:**

**\* Groups A and B: Draw large road signs and find out what they mean. Surf websites on the Internet for such information. You can look at:**

■ [www.ydt.gr](http://www.ydt.gr), the website of the Ministry of Public Order. You can download pictures of road signs.

■ [www.yme.gov.gr](http://www.yme.gov.gr), the website of the Hellenic Ministry of Transport and Communications. You can download the Traffic Code and look at what road signs mean.

**Now use your road signs to play a game. Your teacher will tell you how.**

### **Project 2:**

**\* Groups C and D: Write road safety advice for pedestrians on a poster and put it on the classroom wall. And don't forget to keep these rules!**


(Note: you can read road safety advice in app. I, unit 8, 'Can you do extra work?')

You can look at sites on the Internet for more road safety advice:

■ [www.astinomia.gr](http://www.astinomia.gr), the website of the Hellenic Police.

■ <http://5dim-xanth.xan.sch.gr>, the website of the 5th Primary school of Xanthi.

►► **Idea !** Why don't you ask a traffic warden to come to your school and talk to you about road safety rules? You can also visit a Road Safety Instruction Park (Πάρκο Κυκλοφοριακής Αγωγής) or a driving school and ask the driving instructor to give you advice, when you're riding your bike!

 Μπορείς να πας στο **glossary** και να συμπληρώσεις τις σημασίες των καινούργιων λέξεων στα Ελληνικά και στο **grammar corner** για να δεις τη γραμματική αυτού του κεφαλαίου.

**\* Self-Assessment test**

**\* Τεστ-Αυτοαξιολόγησης**

**1) Look at the pictures and write phrases for them:**



1.



2.



3.



4.

1. ....

2. ....

3. ....

4. ....

**Points / 8**

**2) Match the pictures to the phrases to talk about school rules:**



1.



2.



3.



4.



5.

- a. Don't write on the desks
- b. Be quiet
- c. Don't litter
- d. Don't walk on the desks
- e. Do your homework

1)....., 2)....., 3)....., 4)....., 5).....

**Points / 5**

**3) Write three rules for your friends, your parents or the school:**

- 1. ....  
.....
- 2. ....  
.....
- 3. ....  
.....


**Points / 9**

**4) Which is the correct road sign?  
Circle the correct one:**

- |  |  |   |   |
|--|--|---|---|
| 1. You can't walk here                   |    |    |    |
| 2. Stop your car<br>or bus here          |    |    |    |
| 3. Go straight ahead                     |    |    |    |
| 4. You can't park<br>your car here       |   |   |   |
| 5. Be careful! There is<br>danger ahead! |  |  |  |
| 6. You mustn't turn<br>left              |  |  |  |

**Points / 6**

**5) Match the pictures to the road safety rules and give advice to these people. Write the letters in the blanks:**



1.



2.



3.



4.

- a. Always wear your seat belt
- b. Don't cross the street when the light is red
- c. Don't run across the street
- d. Cross the street at a crossing

1)....., 2)....., 3)....., 4).....

Points / 12

Total: / 40

# CIRCLE THE CORRECT FACE AND TALK ABOUT WHAT YOU CAN DO

   I can talk about rules and regulations

   I can give instructions and orders

   I can understand and describe road signs

   I can talk about road safety

## Unit 9:

# The school party




**In this unit you will learn to:**

- ✓ Talk about different kinds of food
- ✓ Talk about food quantity
- ✓ Give cooking instructions
- ✓ Talk about healthy and unhealthy eating habits



## Strategy corner – Revising

 <b>When I revise...</b>	<b>Yes</b>	<b>No</b>
<b>I always study the texts in my book</b>		
<b>I study the new words in a dictionary, in my glossary</b>		
<b>I write the new words in a notebook to remember them</b>		
<b>I do the exercises in my book/workbook again</b>		
<b>I study grammar rules</b>		

# Lesson 1: At the supermarket

1




Warm – up

✳ Do you like parties? Do you have a birthday party? Do you go to your friends' birthday parties? Do you have parties at school at Christmas, Carnival Time or the end of the school year? What do you like eating at parties?

2



Listen, read and find



The children are talking to Mrs Stathaki, their teacher. Listen, read and find: “What do they want?”

OK, kids. You can have your end - of - school - year party.



**Andrew, Nick, Sophia and**

**Betty:** Yeah!!!!!!

**Sophia:** What shall we do,  
Betty?

**Betty:** We can go to the  
supermarket and buy  
some things.

**Andrew:** And we can  
make some sandwiches!



**Come to our  
end – of – school –  
year party**



.....

(at the supermarket)

**Betty:** OK. We need some lemonade,  
some crisps, some peanuts, some  
sausages and some biscuits.

**Sophia:** Let's not forget the paper  
cups and the paper plates.

**Andrew:** And we also need some bread, some butter, some ham, some cheese and some eggs for the sandwiches. When we finish shopping, we can go **t**o my place and make the sandwiches.

**Nick:** **S**o, what are you waiting for, guys? Hurry up!!

lemonade, crisps, bread, ham,  
biscuits, eggs, butter, peanuts,  
cheese, sausages, paper cups,  
paper plates



You've got 1 minute to find the secret word. It's one of the things that the children want for the school party. Write the word: ..... Then, count the letters and write down your score: .....

3



## New words!

Match the pictures to the words.



1.




2.



3.



4.



5.



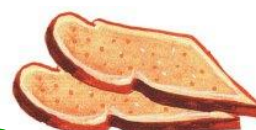
6.



7.



8.



9.



10.



11.

- a) some cheese, b) some ham,**  
**c) some lemonade, d) an egg,**  
**e) some biscuits, f) a sandwich,**  
**g) some butter, h) some peanuts,**  
**i) some crisps, j) some bread,**  
**k) a sausage**

1....., 2....., 3....., 4....., 5.....,  
6....., 7....., 8....., 9....., 10.....,  
11.....



## The Food song



**1** Bread and butter

Ham and cheese

Yummy, yummy, yummy



For you and me

**2** Sandwiches and lettuce

Sausages and milk

Yummy, yummy, yummy



For you and me


**3** Carrots and tomatoes

Chicken and meat

Yummy, yummy, yummy



For you and me



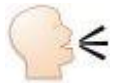
**4** Oranges and apples

Fish and chips

Yummy, yummy, yummy



For you and me

**5****Speak and write**

**Work in groups of four and buy things for your school party. You only have 20 € in your bag. Look at the prices and decide what you want to buy. Decide in your group and then write your list.**

**Bread 1.80 €/packet**

**Ham 12.40 €/kilo**

**Peanuts 1.30 €/packet**

**Cheese 8.80 €/kilo**

**Eggs 3.40 €/dozen**

**Cola 2.80 €/bottle**

**Lemonade 1.90 €/bottle**

**Biscuits 2.00 €/packet**

**Crisps 0.80 €/bag**

**Sausages 6.30 €/kilo**

**Butter 1.70 €/packet**

**Note: 1 kilo of ham=12.40 €,**

**half a kilo of ham= 6.20 €,**

**250 grams of ham= 3.10 €**

**1 kilo of cheese= 8.80 €**

**half a kilo of cheese= 4.40 €,**

**250 grams of cheese= 2.20 €**

**Read and listen to the example:**

**Student A: Let's make some sandwiches. We need a packet of bread. That's 1.80 €**

**Student B: And some ham, too.**

**Let's buy 250 grams. That's 3.10 €**

**Student C: And 250 grams cheese.**

**That's 2.20 €**

**Student D: And a packet of butter.**

**That's 1.70 €**

**Student A: And four bags of crisps. That's 3.20 €**



**Student B: So, 1.80 and 3.10 and 2.20 and 1.70 and 3.20 is 12.00 €.**

**We've got 8 more euros. What else can we get?**

**Student C: Well, let's buy some cola and some lemonade.....**

**Student A: OK, but don't forget! No cola, lemonade, ham or crisps for the next ten days! We must eat healthy!**

**6**



**Write (+appI)**

**You are the owner of a healthy food restaurant. Use the food in activity 8 and write your healthy menu for the day. Read your menu out in class. Who wants to come to your restaurant?**

**Starter**

**Main course**

**Dessert**

**7****Let's play!**

**Food chain:** You need a small ball to play this game. Your teacher starts by saying: “**For dinner today I had a-an/some .....**” and you have to continue by adding food that starts with the next letter of the alphabet.

**Fast!** Your teacher says: ‘I would like a/an, some.....’. Finish his/her phrase, but you must be **very fast and correct!** The first pupil to complete the phrase correctly wins one point for his/her team. The first team to get ten points is the **winner.**













**8****Listen and tick**

Dr Morton is speaking on a radio programme about what is good or

not good for children to eat. Listen and tick the correct box:

**Y = It's good to eat or drink...**

**N = It's not good to eat or drink...**

		Y	N
bread with butter and marmalade			
cola			
cornflakes			
crisps			
eggs			
fast food			
fruit			
milk			
pop corn			
salad			
sweets			
yoghurt			

**Now you can give advice to your friends!**



**Remember!**

## **Countable nouns**

**We can count these words:**

**egg, biscuit, sausage,  
sandwich, apple, orange**

**We say: a biscuit, an egg /  
some biscuits, some eggs**

**We ask how many with these  
words: How many biscuits are  
there in the packet?**

## **Uncountable nouns**

**We can't count these words:  
cheese, ham, lemonade, cola,  
bread**

**We say: some cheese, some  
cola**

**We ask how much with these  
words: How much lemonade  
is there in the glass?**

## Lesson 2: Let's make some sandwiches

1



Warm – up



✳ Can you cook? Can you make a sandwich? Can you boil an egg or make an omelette? Which is your favourite food?

2



Listen, read and find

The children are at the home.  
Listen, read and find: “Who doesn't like butter?”

**Nick:** OK. I think we've got everything for the sandwiches.

**Andrew:** I can spread the butter and put the ham on the **b**read.

**Nick:** OK. And then, Sophia can add the cheese and Betty can boil and


slice the eggs. I can add the egg and put the sandwiches in a napkin.

**Betty:** Hey, Andrew! Don't spread so much butter! I don't like it! And, put two slices of ham. I like ham!

**Sophia:** No, Andrew, put two slices of cheese! I like cheese!

**Betty:** Hey, go easy on the cheese, there isn't much. And don't put any egg in my sandwich; I don't like it very much.

**Nick:** Don't fight! Listen to me! Don't put much butter, put one slice of cheese and one of ham and two slices of egg in all the sandwiches, and that's it!





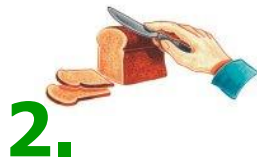
You've got 1 minute to find the secret word. It's another thing that the children can put in the sandwiches. Write the word: ..... Then, count the letters and write down your score: .....

3



### New words!

Do you want to learn how to cook? Match the words to the pictures. Write the letters next to the numbers.



- a) slice,    b) boil,    c) spread,    d) add,  
 e) mix,    f) grate,    g) drain,  
 h) beat,    i) peel,    j) pour

1....., 2....., 3....., 4....., 5.....,  
6....., 7....., 8....., 9....., 10.....,

4



Read and match

Look at the photos and put the phrases in the correct order. Put numbers in the boxes. Learn how to make a potato salad.



## INGREDIENTS

- ✓ two potatoes
- ✓ three eggs
- ✓ some parsley
- ✓ some oil
- ✓ some lemon

## POTATO SALAD

- Cut the parsley
- Mix some mayonnaise with some oil and some lemon in a bowl
- Boil the potatoes
- Boil the eggs
- Slice the eggs
- Mix all the ingredients in a bowl
- Peel and cut the potatoes

5



Read and write

Andrew wants to make a **Spanish omelette** for his friends, but some words are missing and he can't read the recipe. Can you help him? Put the missing words in the blanks. Choose from these words. But **be careful!** There are two words you don't need:



**slice, boil, spread, add, wash, cut,  
mix, beat, peel, pour (X2)**

**You need: two eggs, one potato,  
one onion, some oil, some salt, a  
frying pan**

..... and .....  
the potato and then .....  
it ..... the onion into  
small pieces. .... the oil  
into the frying pan and .....  
the onion and the potato, when it is  
hot. Break and .....  
the eggs in a bowl. Add some salt  
and ..... well.  
..... the eggs in the  
frying pan over the onion and the  
potato. Fry the omelette on both  
sides.

**6****Listen and write**

**Pancakes** are a traditional British and American dish. In Britain, people eat them hot with lemon and sugar. In the USA, they are a traditional breakfast dish and children like it. They usually eat it with butter and maple syrup. Listen to a recipe for pancakes and put the pictures in the correct order. Write numbers in the boxes. Then you can make pancakes for your family!

**1.****2.****3.****4.****5.****6.****7.****8.**

7



Let's play!

## Sweet or salty?

<b>START</b>	sweet	salty	sweet	salty	sweet
sweet	<b>STUDENT A</b>				salty
salty	omelette	ice cream	ham	crisps	sweet
sweet	peanuts	cola	oranges	sugar	salty
salty					sweet
sweet	<b>STUDENT B</b>				salty
salty	marmalade	lemonade	chips	sweets	sweet
sweet	cheese	pop corn	cake	honey	salty
salty	sweet	salty	sweet	salty	sweet



Play the game in pairs. One of you is **Student A** and the other is **Student B**. Use your pencil as a dice (if you don't remember how to make a dice, go to Unit 3, lesson 2). Start at the **START** square, throw the dice and move on the orange and yellow squares. If you land on **sweet**, find something sweet in your squares and read the word out. If you land on **salty**, find something salty in your squares and read the word out. The first student to find and read all his/her words out is the winner.





**Remember!**

**This is how we talk  
when we follow a recipe:**

**Beat the eggs, Peel the  
potatoes, Add salt and  
pepper, Heat the oil**

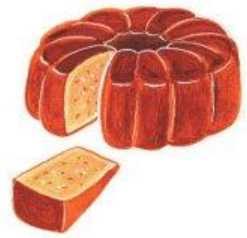
## Lesson 3: Recipes from around the world



### Crosscurricular Project



Work in groups.



\* Find a recipe, write the ingredients and the instructions on a poster and present your recipe to class. You can present a Greek recipe or a recipe from another country, if you come from there. You can ask your mother, look in a cookery book or surf the Internet. Here are some sites where you can find Greek traditional recipes:



■ [www.gnto.gr](http://www.gnto.gr), the website of the Greek National Tourism Organisation.



■ <https://www.6gymseron.gr/>, the site of the 6th Junior High School of Serres.



▶▶ **Idea !** Do you come from another country? Then, maybe you can cook (or ask your mother to cook) one of your traditional recipes at home and bring the food in class to treat your friends! Maybe you can have a **Best Taste Contest!** And if your classmates like your recipe, you can give it to them! You can also have a “**Recipes from around the world**” festival. Your mothers can organize it and bring food to school.

▶▶ Μπορείς να πας στο **glossary** και να συμπληρώσεις τις σημασίες των καινούργιων λέξεων στα Ελληνικά και στο **grammar corner** για να δεις τη γραμματική αυτού του κεφαλαίου.


✳ Self-Assessment test

✳ Τεστ-Αυτοαξιολόγησης

1) Look at the pictures and write words for them. Use some or a/an



1. ....  
.....




2. ....  
.....




3. ....  
.....



4. ....  
.....



5. ....  
.....



6. ....  
.....



7. ....  
.....



8. ....  
.....



9. ....  
.....

Points / 9

**2) Match the phrases to the foods.  
Draw lines: peanuts, cola,**

lemonade	a packet of	biscuits
ham	a kilo of	cornflakes
sausages	a bottle of	cheese
potatoes	a bag of	eggs
	a dozen	crisps
		bread
		milk

**Points / 13**

**3) Which 'healthy diet' advice is right and which is wrong? Write R or W in the boxes:**

**\* You must eat oranges**

**\* It's good to eat yoghurt**

**\* You mustn't eat sweets**

**65 / 115**

\* You must drink cola

\* It's not good to eat fast food

\* You mustn't drink milk

\* It's good to eat crisps

\* It's not good to eat apples

\* It's good to eat cornflakes

Points / 9

4) Look at the pictures and fill in the blanks with the correct word:



..... the bread



..... an egg



..... some butter  
on some bread



..... some cheese



..... some salt



..... the spaghetti



..... a potato



..... the ingredients



..... in a bowl

**Points / 9**

**Total: / 40**

**CIRCLE THE CORRECT FACE AND TALK ABOUT WHAT YOU CAN DO**



**I can talk about different kinds of food**



**I can talk about food quantity**



**I can give cooking instructions**



**I can talk about healthy and unhealthy eating habits**

## Unit 10: Enjoy your holidays!



**In this unit you will learn to:**

- ✓ Ask questions to find out personal information
- ✓ Give information about yourself and your family

## Strategy corner – What I like best about learning English is

<b>Put numbers from 1- 10 (1 = what I like best, 10=what I don't like at all)</b>	
<b>Reading and working with texts</b>	
<b>Doing listening tasks</b>	
<b>Speaking in class</b>	
<b>Writing texts</b>	
<b>Playing games</b>	
<b>Singing</b>	
<b>Working in groups</b>	
<b>Studying grammar</b>	
<b>Studying and learning new words</b>	
<b>Revising and checking how much I know</b>	

# Lesson 1: Our yearbook

1



Warm – up

✳ Do you celebrate the end of the school year at school? What do you do? Do you make a yearbook?



2



Listen, read and find

It is the end of the school year and Andrew, Betty, Nick and Sophia are making a school yearbook. Listen, read and find: “Who’s half Rumanian?”

**Hi!**

**My name is Andrew Marinellis. I am a new pupil in this school and I'm half Greek and half British. I like it here in Athens and I like my school and my new friends. My favourite sport is basketball and my hobby is making models. My favourite subject is History, because I like learning about ancient Greece. I've got a sister. Her name is Amy. We play games together and she is my best friend.**



**Hi!**

**My name is Betty and I'm ten years old. I like reading books and doing sports. I play volleyball every Saturday at the sports centre in my area. I do horse riding, too. My grandparents live in a village near Arta and they've got a horse. We go there every Easter and I ride her. I call her 'Blackie', because she's black. I feed her, wash her, and brush her. I love Blackie very much.**



**Hello!**

**I'm Sophia. I'm half Greek and half Rumanian. My father is Greek and my mother is from Romania. I've got an older sister. She is a student at the University. I like listening to music and dancing and I've got a large collection of CDs. My favourite colour is pink and my favourite food is pizza and spaghetti and cheese. I've got a pen friend. Her name is Olina. She likes pizza, like me, and her favourite colour is pink, too. I like languages and I can speak Greek, Rumanian and English.**



**Hello!**

**I'm Nick Mitchel. I am ten years old. My father is American and my mother is Greek. I haven't got any brothers or sisters, but I've got a dog, Scooby. I love him very much and he's my best friend I take him to the park and we play together. I like football and my favourite colour is blue. I like sausages and chips but I don't like ice cream and chocolate. I also like swimming and I can swim very well. My mother comes from Mytilene and every summer we go there. When we are there, I go swimming every day.**





**You've got 1 minute to find the secret phrase. It's something that Andrew, Nick, Sophia and Betty are telling you. Write the phrase:**

**“ ..... ”**

**Then, count the letters and write down your score: .....**

**3**



**Read and write (+app. I)**

**Mrs Stathaki, the class teacher, is carrying out a survey about her students' lives. Can you help her find the information she wants?**

**Find someone .....**



**✓ who can speak three**

**languages: .....**

**✓ who has got a pet: .....**

**✓ who likes the city where**

**he/she lives: .....**



✓ who likes making things:

.....

✓ who collects things:



.....

✓ who hasn't got any brothers or sisters: .....

✓ who goes to an island every summer: .....

✓ who likes pizza and spaghetti and cheese: .....

✓ who does a sport every week:

.....

✓ who doesn't stay in Athens at Easter: .....



4



Write and speak

Andrew, Nick, Sophia and Betty are telling us a few things about themselves. Tell the class a few

**things about yourself, too. Then you can play a guessing game. Fill in the box, give your book to your teacher and he/she will give it to another student. Your classmate will talk about you in class. Can the rest of the class guess who it is?**

<b>Personal Information</b>	<b>who is it?</b>
<b>Name:</b>	
<b>Brothers/Sisters:</b>	
<b>Favourite sport:</b>	
<b>Hobby:</b>	
<b>Favourite food:</b>	
<b>Pet:</b>	
<b>I can</b>	
<b>I like:</b>	

**5**



**Let's play!**

## **Running dictation:**

**Play the game in two teams. Each team has got a sheet of paper. Write information about yourself (look at the example) and paste it on the board.**


**Students from each team take turns to come to the board, look at the information and then go back to their team and write a sentence using some of the information (e.g. Maria likes listening to music, Kostas can ride a bike, Spyros has got a pet cat) on a sheet of paper. You've got 10 minutes to play the game. The team that write the largest number of correct sentences is the winner!**

	<b>I like (hobby)</b>	<b>I like (sport)</b>	<b>I like (food)</b>	<b>I can .....</b>	<b>I've got...</b>
<b>Maria</b>	<b>listening to music</b>	<b>basketball</b>	<b>pizza</b>	<b>play the piano</b>	<b>a brother</b>
<b>Kostas</b>	<b>playing chess</b>	<b>football</b>	<b>spaghetti</b>	<b>ride a bike</b>	<b>a pet cat</b>
<b>Spyros</b>	<b>collecting football cards</b>	<b>riding a horse</b>	<b>fruit</b>	<b>speak a French</b>	<b>a computer</b>
<b>Argyro</b>	<b>.....</b>	<b>.....</b>	<b>.....</b>	<b>.....</b>	<b>.....</b>

**6****Let's play!**

## True or False?

Listen to your teacher. If what he / she says **is true, put up your hand.** If it's **false, put it on your desk.** If you make a mistake, you are out of the game. **The last person to stay in the game is the winner.**

**7****Let's play!**

Play this game in groups of five students. Take turns to play. If you can remember the answer to the questions, move to the next number. If you can't remember, miss a turn. The first student to get to number 20 is the winner!

Play

Can you remember?.



## **Can you remember?**

- 1. Is there a computer room in Andrew's school?**
- 2. Which are Andrew's favourite days?**
- 3. Which sport do the children play on their free day?**
- 4. What's Sophia's pen friend's favourite food?**
- 5. Which city is Andrew from?**
- 6. Does Andrew live in a house in Athens?**
- 7. When is Sophia's birthday party?**
- 8. What's the weather like at her party?**
- 9. What does Betty play with the Lost Boys?**
- 10. What does Santa Claus put in the stockings?**

## **Can you remember?**

- 11. How old is Archie?**
- 12. Which animal nests in Zakynthos?**
- 13. What is Mum making in the kitchen?**
- 14. Where does Andrew's father work?**
- 15. Can the children play football at the park?**
- 16. What is the name of the traffic warden?**
- 17. Why is there a party at the school?**
- 18. What are the children making for the party?**
- 19. Where is Sophia's mother from?**
- 20. Congratulations! You are the winner!!!**

## Lesson 2: “Dairy the fairy”


1



Listen, read and act

Listen to this story but stop before the last page. Can you guess the end?

Dairy is a fairy. She lives on a farm with her cat, Milky. Dairy and Milky are good friends. They play together every day.



Dairy likes dairy products. She only eats milk and cheese. On her farm she's got a cow in a stable and she has fresh milk and cheese every day.

One day Dairy goes in the kitchen. She opens the fridge, but there is no milk. Milky is on the fridge. Dairy asks Milky: “Where is my milk?” Milky is licking his whiskers. Then he says: “Yummy, yummy, yummy, it’s in my tummy”.



Then Dairy is very angry. She takes her magic wand, waves it in the air and **Abacadabra!** Milky is now a mouse! Mice don’t drink milk. Now Dairy is happy. The mouse can’t drink her milk.


One day Dairy goes in the kitchen. She opens the fridge, but there is no cheese. Milky is on



**the fridge. Dairy asks Milky: “Where is my cheese?” Milky is licking his whiskers. Then he says: “Yummy, yummy, yummy, it's in my tummy”.**

**Then Dairy is very angry. She takes her magic wand, waves it in the air and Abracadabra!**


**Milky is now a lion. Lions don't eat cheese. Now Dairy is happy. The lion can't eat her cheese.**



**One day Dairy goes out on the farm. She wants fresh milk and cheese. She looks for her cow, but she can't find her. Milky is near the stable. Dairy asks Milky: “Where is my cow?” Milky is licking his whiskers. Then he says:**

**“Yummy, yummy, yummy, it’s in my tummy”.**

**Then Dairy is very angry. She takes her magic wand, waves it in the air and Abracadabra!**



**Milky is now a .....?! He’s got a crocodile body, a camel head, a monkey tail, a giraffe neck and donkey ears! Milky is very unhappy. He is ridiculous. All the animals are laughing at him. But Dairy is unhappy, too. She loves Milky. He is her friend and Dairy misses him.**



**Stop! Don’t look at the end of the story! Can you guess it?**

## Lesson 3: Your yearbook

### ● Crosscurricular Project



#### Project 1:

**Make a class yearbook. Interview one of your classmates and write about him / her. Use photos and your texts and make a booklet. Keep it as a souvenir from this class. Here are some questions you can ask:**



- ✦ **Where are you from?**
- ✦ **Where is your father/ mother from?**
- ✦ **What does your father/ mother do?**
- ✦ **Have you got any brothers or sisters?  
How many? What are their names?  
How old are they?**



- ✦ What's your favourite sport? Do you play it? Where and when?
- ✦ What's your hobby? How often do you do it?
- ✦ What's your favourite food?
- ✦ What's your favourite school subject? Why?
- ✦ Have you got a pet?  
What's his/her name?  
What do you do together?
- ✦ Can you play a musical instrument? Which one?
- ✦ Can you speak foreign languages?  
Yes? How many? Which ones?
- ✦ What can you do in English?



## Project 2:

Work in groups and write your English story. Think of your characters and draw pictures. You can also take a story for children

and change the ending. Here are some stories to choose from:

- ✦ **The Sly Fox and the Little Red Hen**
- ✦ **Goldilocks and the Three Bears**
- ✦ **The Ugly Duckling**
- ✦ **The Emperor's New Clothes**
- ✦ **Sleeping Beauty**
- ✦ **Puss in Boots**
- ✦ **Little Red Riding Hood**
- ✦ **Hansel and Gretel**
- ✦ **Jack and the Beanstalk**
- ✦ **Cinderella**
- ✦ **Beauty and the Beast**
- ✦ **Snow White and the Seven Dwarfs**
- ✦ **The Enormous Turnip**
- ✦ **The Princess and the Frog**
- ✦ **The Boy who cried Wolf**
- ✦ **Pinocchio**



▶ Μπορείς να πας στο **glossary** και να συμπληρώσεις τις σημασίες των καινούργιων λέξεων στα Ελληνικά και στο **grammar corner** για να δεις τη γραμματική αυτού του κεφαλαίου.

**Now it's time for your Secret word contest!**

**Count all your points and find the winner in the secret word contest. Write your score in the boxes.**



Secret word contest			
Unit/ Lesson	Points	Unit/ Lesson	Points
1/1	...../10	1/2	...../8
2/1	...../7	2/2	...../9
3/1	...../10	3/2	...../6
4/1	...../8	4/2	...../7
5/1	...../8	5/2	...../12
6/1	...../6	6/2	...../7
7/1	...../7	7/2	...../8
8/1	...../11	8/2	...../10
9/1	...../7	9/2	...../5
10	...../14	<b>Total</b>	<b>...../160</b>

✓ **145-160 points:**

**Congratulations!! You're Winner  
Number One!**

✓ **110-145 points: Well done!!**

**You're Winner Number Two!**

✓ **80-110 points: That's very good!**

**You're Winner Number Three!**

✦ **Self-Assessment test**

✦ **Τεστ-Αυτοαξιολόγησης**

**1) Write questions. Use the question words/phrases in the box:**

**What?   How often?   Where?  
How much?   How many?**

- ✓ ..... do you go to the cinema?
- ✓ ..... brothers and sisters have you got?
- ✓ ..... are you doing now?
- ✓ ..... sugar do you take in your milk?
- ✓ ..... does the caretta caretta live?

**Points:   / 10**

**2)** Read the text and decide if the statements are **TRUE** or **FALSE** :

**Hello! I'm Nick Mitchel. I am ten years old. My father is American and my mother is Greek. I'm an only child. I haven't got any brothers or sisters, but I've got a dog, Scooby. I love him very much and he's my best friend. I take him to the park and we play together. I like football and my favourite colour is blue. I like sausages and chips but I don't like ice cream and chocolate. I also like swimming and I can swim very well. My mother comes from Mytilene and every summer we go there. When we are there, I go swimming every day.**



- ✓ Scooby is Nick's best friend T F
- ✓ Nick takes Scooby to the sea T F
- ✓ Nick likes basketball T F
- ✓ In the summer Nick goes swimming every weekend T F
- ✓ Nick can't swim very well T F

Points: / 10

**3)** Look at the information in the box and write about George:


### Personal Information

**Name:** George Patroulias

**Family status:**  
one brother, one sister

**Favourite sport:** football

**Hobby:** riding a bike



**Favourite food: sausages and chips**

**Pet: ---**

**Favourite animal: dog**

**I can: draw and play the flute**

**I like: going to the cinema with friends**

**George Patrourlias**

.....

.....

.....

.....

.....

.....

.....

.....

.....

.....

.....

.....

.....

.....

.....

.....  
.....  
.....

**Points / 20**

**Total: / 40**

**CIRCLE THE CORRECT FACE AND TALK ABOUT WHAT YOU CAN DO**

   I can talk about my family

   I can talk about my hobbies,  
my favourite food,  
my favourite colour,  
my favourite animal,  
my favourite subject

   I can talk about my pet

**Then Dairy takes her magic wand, waves it in the air and **Abacadabra!** Now Milky is a cat again.**



**Then Dairy takes her magic wand again, waves it in the air and **Abacadabra!** Now there are cheese trees on her farm and a well of milk. Dairy and Milky can drink milk and eat cheese all day long!**

**Can you think of another ending for the story?**

## Unit 8

### Lesson 2

3



### New Words!

Ταίριαξε τις πινακίδες της τροχαίας με τις παρακάτω φράσεις. Γράψε τα γράμματα δίπλα από τους αριθμούς:

1. Απαγορεύεται η στάση και η στάθμευση



2. Προσοχή, άλλοι κίνδυνοι

3. Απαγορεύεται η αριστερή στροφή



4. Απαγορεύεται η χρήση ηχητικών σημάτων

5. Κίνδυνος λόγω διάβασης πεζών



6. Τέλος ορίου ταχύτητας



7. Προσοχή,  
επικίνδυνες στροφές

8. Απαγορεύεται η είσοδος  
σε όλα τα οχήματα



9. Απαγορεύεται  
η είσοδος σε πεζούς

10. Υποχρεωτική πορεία  
προς τα εμπρός



Δες πώς χωρίζουμε εδώ τις φράσεις  
σε κατηγορίες. Ίσως βοηθηθείς:

✓ Αυτές οι φράσεις μας προειδο-  
ποιούν για κίνδυνο και οι πινακίδες  
τους έχουν τριγωνικό σχήμα:

c. Be careful, there are pedestrians  
here

e. Be careful, there is

danger ahead

i. Be careful, there  
are dangerous turns ahead

✓ Αυτές οι φράσεις μας απαγορεύουν κάτι και οι πινακίδες τους έχουν στρογγυλό σχήμα με κόκκινο πλαίσιο:

a. Don't turn left here      b. You can't park your car here  
f. You can't walk here      d. You can't drive your car into this road  
h. You can't sound your horn here

✓ Αυτή η φράση μας επιτρέπει κάτι και η πινακίδα της είναι λευκή:

g. You can drive at more than 40 kmph

✓ Αυτή η φράση μας υποχρεώνει να κάνουμε κάτι και η πινακίδα της είναι μπλε:

j. You must go straight ahead

1....., 2....., 3....., 4....., 5.....,  
6....., 7....., 8....., 9....., 10.....

## Can you do extra work?

Γράψε οδηγίες για το τι πρέπει να προσέχουμε, όταν είμαστε πεζοί.

**Τι πρέπει να προσέχεις, όταν είσαι πεζός**



1. Όταν περπατάς, να μην είσαι αφηρημένος, ούτε να διαβάζεις ή να ασχολείσαι με άλλα πράγματα. Να ακούς προσεκτικά για ήχους από οχήματα, όπως ήχο μηχανής ή κόρνα.
2. Να περπατάς στο πεζοδρόμιο και όχι μέσα στο δρόμο.
3. Μην περνάς το δρόμο τρέχοντας.
4. Όταν θέλεις να διασχίσεις το δρόμο, να περιμένεις πάνω στο πεζοδρόμιο και όχι πάνω στο δρόμο.
5. Να διασχίζεις το δρόμο σε φανάρια και σε διαβάσεις πεζών και να περιμένεις πρώτα να ανάψει ο

**‘Γρηγόρης’ και να σταματήσουν τα αυτοκίνητα πριν περάσεις απέναντι.**

**Και κυρίως, μάθε να προστατεύεις τον εαυτό σου από τα αυτοκίνητα.**

**Μην ξεχνάς ότι είτε εσύ πέσεις πάνω σε ένα αυτοκίνητο ή εκείνο σε σένα, ΕΣΥ θα είσαι ο ΧΑΜΕΝΟΣ!**

(adapted from

<http://dim-sapon.rod.sch.gr>)



.....

.....

.....

.....

.....

.....

.....

.....

.....

.....

.....



# Unit 9

## Lesson 1



6



Write

Είσαι ο ιδιοκτήτης ενός εστιατορίου υγιεινής διατροφής. Γράψε στο κουτί το μενού της ημέρας. Διάβασε το μενού στην τάξη. Ποιος από τους συμμαθητές σου θέλει να έρθει στο εστιατόριό σου; Μπορείς να χρησιμοποιήσεις λέξεις από την παρακάτω λίστα τροφών. Ρώτησε το δάσκαλο/τη δασκάλα σου τι σημαίνουν:

**Starter:** soup, tomato salad, carrot salad, sandwich, cheese, milk

**Main course:** fish, meat, chicken

**Dessert:** oranges, apples, bananas, pears, yoghurt with honey

**Starter**

**Main course**

**Dessert**

**Can you do extra work?**

**Δες τις εικόνες και βάλε τις φράσεις  
στη σωστή σειρά:**



## INGREDIENTS

- ✓ two eggs
- ✓ some cheese
- ✓ some oil
- ✓ some salt
- ✓ some pepper

## An omelette

- Grate the cheese
- Pour the oil in the frying pan
- Pour the mixture in the frying pan
- Fry the omelette on both sides
- Beat the eggs
- Add some salt and pepper
- Add the cheese in the bowl with the eggs

# Unit 10

## Lesson 1

3



Read and write

Η Κα Σταθάκη, η δασκάλα των παιδιών, κάνει μια έρευνα για τη ζωή των μαθητών της. Μπορείς να τη βοηθήσεις να βρει τις πληροφορίες που θέλει; Για να βοηθηθείς, ψάξε στα κομμάτια με διαφορετικό χρώμα μέσα στα κείμενα.

**Find someone .....**

✓ who can speak three languages:

.....

✓ who has got a pet: .....

✓ who likes the city where he/she lives: .....

✓ who likes making things:

.....

- ✓ who collects things:  
.....
- ✓ who hasn't got any brothers or sisters: .....
- ✓ who goes to an island every summer: .....
- ✓ who likes pizza and spaghetti and cheese: .....
- ✓ who does a sport every week:  
.....
- ✓ who doesn't stay in Athens at Easter: .....

Hi! My name is Andrew Marinellis. I am a new pupil in this school and I'm half Greek and half British. **I like it here in Athens** and I like my school and my new friends. My favourite sport is basketball and



**my hobby is making models.**



**My favourite subject is History, because I like learning about ancient Greece. I've got a sister. Her name is Amy. We play games together and she is my best friend.**



**Hi! My name is Betty and I'm ten years old. I like reading books and doing sports. I play volleyball every Saturday at the sports centre in my area. I do horse riding, too. My grandparents live in a village near Arta and they've got a horse. We go there every Easter and I ride her. I call her 'Blackie', because she's black. I feed her, wash her, and brush her. I love Blackie very much.**

Hello! I'm Sophia. I'm half Greek and half Rumanian. My father is Greek and my mother is from Romania. I've got an older sister. She is a student at the University. I like listening to music and dancing and **I've got a large collection of CDs.** My favourite colour is pink and **my favourite food is pizza and spaghetti and cheese.** I've got a pen friend. Her name is Olina. She likes pizza, like me, and her favourite colour is pink, too. I like languages and **I can speak Greek, Rumanian and English.**



Hello! I'm Nick Mitchel. I am ten years old. My father is American and my mother is Greek. **I haven't got any brothers or sisters, but I've got a dog, Scooby.** I love him



very much and he's my best friend I take him to the park and we play together. I like football and my favourite colour is blue. I like sausages and chips but I don't like ice cream and chocolate. I also like swimming and I can swim very well. **My mother comes from Mytilene and every summer we go there.** When we are there, I go swimming every day.

### **Can you do extra work?**

Εδώ βλέπετε μια παραδοσιακή Ρουμάνικη ιστορία που είπε στη Sophia η μαμά της. Η Sophia διηγήθηκε στον Andrew την ιστορία και τώρα του κάνει ένα 'τεστ' για να δει αν την πρόσεχε. Μπορείς να βοηθήσεις τον Andrew να απαντήσει σωστά στις ερωτήσεις

της Sophia; Σημείωσε τις σωστές με ένα R και τις λάθος με ένα W.

## Πώς η λαγουδίνα κορόιδεψε το λύκο

Μια χειμωνιάτικη μέρα ένας πεινασμένος λύκος συναντά μια λαγουδίνα. «Εεε! Σταμάτα!» της λέει, «Θέλω να σε φάω!». Αλλά η λαγουδίνα χωρίς να φοβηθεί του απαντάει: «Καλέ μου λύκε, είμαι πολύ αδύνατη. Δε θα χορτάσεις αν με φας. Δεν περιμένεις καλύτερα μέχρι την άνοιξη που θα φυτρώσει καινούργιο χορτάρι για να φάω και να παχύνω; Τότε θα φας καλά. Και αν πεινάς πολύ, πήγαινε στο χωριό. Γίνεται ένας γάμος και όλοι θα είναι στο γλέντι. Μπορείς να μπεις σε κανένα κοτέτσι και να φας καμία κότα». Τότε ο λύκος της απάντησε:

«Καλά, σε αφήνω για τώρα, αλλά να ξέρεις όταν θα τελειώσει η άνοιξη, θα έρθεις να σε φάω και θα φέρεις και τα μικρά σου». «Εντάξει, κυρ-Λύκο» απάντησε η λαγουδίνα και ο καθένας τράβηξε το δρόμο του.

Μια μέρα όταν πέρασε η άνοιξη, ο λύκος ξανασυνάντησε τη λαγουδίνα και της θύμισε την υπόσχεσή της. «Να με περιμένεις την άλλη Κυριακή στο ξέφωτο του δάσους κυρ-Λύκο» είπε τότε η λαγουδίνα. «Μην ξεχάσεις να φέρεις και τα μικρά σου» της είπε ο λύκος. «Εντάξει» απάντησε η λαγουδίνα. Και έφυγε πηδώντας χαρούμενα.

Την άλλη Κυριακή μάζεψε τα έξι λαγουδάκια της και τους είπε: «Θα πάμε να συναντήσουμε ένα λύκο, αλλά δεν πρέπει να φοβηθείτε. Θα κάνετε ό,τι θα σας πω». Τα

**λαγουδάκια απάντησαν: «Εντάξει, μαμά». Καθώς η λαγουδίνα και τα μικρά της περνούσαν από ένα χωράφι με καλαμπόκι, η λαγουδίνα τους είπε: «Κόψτε όλα από ένα καλαμπόκι, βάλτε το στο στόμα σας και αφήστε να κρέμονται απ' έξω τα μουστάκια του. Μετά, όταν θα φτάσουμε στο ξέφωτο, κρυφτείτε πίσω από ένα θάμνο και περιμένετε να σας φωνάξω για να βγείτε».**

**Τα λαγουδάκια έκαναν όπως τους είπε και όταν έφτασαν στο ξέφωτο κρύφτηκαν πίσω από ένα θάμνο το καθένα και περίμεναν. Σε λίγο έφτασε εκεί και ο λύκος. Μόλις είδε τη λαγουδίνα να περιμένει μόνη της φώναξε: «Πού είναι τα μικρά σου; Δεν πιστεύω να είσαι μόνη;». «Μην ανησυχείς» του απάντησε η λαγουδίνα «θα έρθουν σε λίγο, και, να σου πω την**

αλήθεια, καλά θα τους κάνεις να τους δώσεις ένα μάθημα. Έχουν γίνει φοβερά με την αταξία τους. Από τότε που έφαγαν ένα λιοντάρι δεν έχουν ησυχία», είπε και φώναξε τα λαγουδάκια της να εμφανιστούν.

Τα λαγουδάκια βγήκαν από τις κρυψώνες τους και πλησίασαν τη λαγουδίνα και το λύκο. «Μα, τι κρέμεται από το στόμα τους, κυρα-Λαγουδίνα;» ρώτησε ο Λύκος. «Στο στόμα; Μα τι σου έλεγα τώρα; Έχουν γίνει πολύ άτακτα. Να, καθώς ερχόμασταν εδώ συναντήσαμε έξι λύκους και τους φάγανε και τώρα παίζουν με τις ουρές τους»

Ο λύκος δεν τόλμησε να πει τίποτα. Έβαλε την ουρά στα σκέλια και όπου φύγει φύγει. Και η λαγουδίνα, χοροπηδώντας, γύρισε στη φωλιά της με τα λαγουδάκια της.

- One day a wolf meets a rabbit
- The rabbit wants to eat the wolf
- The wolf wants to eat the rabbit and her babies
- The rabbit has got five babies
- The rabbit and the wolf are going to meet on Monday
- The baby rabbits put a tomato in their mouths
- The baby rabbits have got a wolf in their mouths
- In the end of the story, the wolf doesn't eat the rabbit and her babies



## MY GRAMMAR CORNER

8.1a Η προστακτική  
(The Imperative)

✓	Keep off the grass, Sit down, Open your books, Jump
✗	Don't play football here, Don't eat in the classroom, Don't run

Η προστακτική (**Imperative**) χρησιμοποιείται όταν θέλουμε να δώσουμε μια εντολή, να εκφράσουμε έναν κανόνα, έναν κανονισμό ή όταν δίνουμε οδηγίες. Όταν ζητάμε από κάποιον να κάνει κάτι, βάζουμε το ρήμα πρώτη λέξη στην πρόταση (e.g. **Keep, Sit, Open, Jump**). Όταν ζητάμε από κάποιον να μην κάνει κάτι, βάζουμε μπροστά τη λέξη **Don't** και μετά το ρήμα (e.g. **Don't play, Don't eat, Don't run**).

## 8.1b Η φράση You can/You can't για να δώσουμε άδεια

✓	You can play at the park...
✗	You can't pick flowers

Μπορούμε να μιλήσουμε για κανόνες, κανονισμούς και γενικά για ό,τι μας επιτρέπεται ή δεν μας επιτρέπεται να κάνουμε χρησιμοποιώντας το ρήμα **Can/Can't**. Το **Can** εκφράζει πράγματα που μας επιτρέπεται να κάνουμε και το **Can't** εκφράζει πράγματα που δεν μας επιτρέπεται να κάνουμε.

e.g. This sign means:  
“You can get help from  
a doctor or nurse here”





This sign means:



“You can't ride your bicycle here”

## 8.2a Η φράση **You must/You mustn't** για να εκφράσει υποχρέωση

✓		You must stop your car or bus here
✗		You mustn't turn left here

Όταν θέλουμε να μιλήσουμε για κάτι που πρέπει να κάνουμε, χρησιμοποιούμε το ρήμα **must**.

e.g. This sign means:

“You must turn right here”



Όταν θέλουμε να μιλήσουμε για κάτι που μας απαγορεύεται να κάνουμε, χρησιμοποιούμε το ρήμα **mustn't**

e.g. This sign means:

“You mustn't sound your horn here”



## **9.1 Μετρήσιμα και μη μετρήσιμα ουσιαστικά (Countable and Uncountable nouns)**

**Τα ουσιαστικά που συναντάμε σε αυτό το κεφάλαιο (τρόφιμα) χωρίζονται σε δυο κατηγορίες: τα μετρήσιμα/αριθμήσιμα (Countable) και τα μη μετρήσιμα/μη αριθμήσιμα (Uncountable) ουσιαστικά.**

**Τα μετρήσιμα ουσιαστικά έχουν τα εξής χαρακτηριστικά:**

- ✓ Έχουν ενικό και πληθυντικό αριθμό (apple - apples)**
- ✓ Μπορούν να πάρουν το άρθρο a/an μπροστά από τον ενικό τους (a sausage/an orange)**
- ✓ Μπορούν να μετρηθούν (three eggs)**
- ✓ Μπορούν να πάρουν τη λέξη some μπροστά από τον πληθυντικό τους (some biscuits)**

✓ Όταν θέλουμε να ρωτήσουμε την ποσότητα ρωτάμε:

**How many...? e.g. How many eggs are there in the fridge?**

**Τα μη μετρήσιμα ουσιαστικά έχουν τα εξής χαρακτηριστικά:**

✓ Έχουν μόνο ενικό αριθμό (cheese)

✓ Δεν μπορούν να πάρουν από μπροστά το άρθρο a/an

✓ Δεν μπορούν να πάρουν από μπροστά ένα νούμερο

✓ Μπορούν να πάρουν μπροστά τη λέξη some (some ham)

✓ Συνήθως τα αγοράζουμε μέσα σε συσκευασίες ή με το κιλό

✓ Όταν θέλουμε να ρωτήσουμε την ποσότητα ρωτάμε:

**How much...? e.g. How much sugar do you take in your milk?**

## Countable nouns

Singular	Plural
a sandwich / an egg	some sandwiches some eggs

## Uncountable nouns

Singular	Plural
some butter, some lemonade	_____

**GLOSSARY**

**Το λεξιλόγιό μου**

**UNIT 8**

**At the park:** don't drink water here:

.....

don't feed the ducks: .....

.....

don't litter: .....

don't pick the flowers: .....

.....

don't play football: .....

..... follow the paths:

..... keep off

the grass: .....

**In the street:** be careful, there is

danger ahead: .....

.....

**be careful, there are dangerous  
turns ahead: .....**

.....  
**be careful, there are pedestrians  
here: .....**

**crossing: .....**

**don't turn left here: .....**

.....  
**go straight ahead: .....**

.....  
**go, you can cross the road now:**

.....  
**pavement: .....**

**pedestrian: .....**

**road safety: .....**

**road sign: .....**

**seat belt: .....**

**stop your car or bus here: .....**

.....  
**traffic lights: .....**

**traffic warden: .....**

**you can drive at more than 40  
kmph: .....**

**you can't drive at more than fifty  
kilometres an hour: .....**

**you can't drive your car into this  
road: .....**

**you can't drive your car or bus fast,  
children cross the road here:**

**you can't park your car here:**

**you can't ride your bicycle here:**

**you can't sound your horn here:**

**you can't walk here:**

**you must go straight ahead:**

## UNIT 9

**Food:** biscuit: ..... butter:  
..... cake: .....  
carrot: ..... cheese: .....  
chicken: ..... chips:  
..... chocolate:  
..... cola: .....  
cornflakes: .....  
crisps: ..... dessert: .....  
dozen: ..... egg: .....  
fast food: .....  
fish: ..... fruit: .....  
ham: ..... honey: .....  
ice cream: ..... kilo: .....  
lemonade: ..... lettuce: .....  
..... main course: .....  
..... marmalade: .....  
mayonnaise: ..... meat:  
..... milk: ..... oil: .....  
omelette: ..... onion:  
..... packet: .....

parsley: ..... peanut: .....  
..... pop corn: .....  
salad: ..... salt: .....  
sandwich: .....  
sausage: ..... starter: .....  
..... sugar: .....  
sweet (n): ..... tomato: .....  
..... yoghurt: .....  
**Recipe instructions:** add: .....  
beat: ..... boil: .....  
drain: ..... frying pan: .....  
..... grate: ..... mix: .....  
peel: ..... pour: .....

## UNIT 10

**Our yearbook/Talking about**

**oneself:** American: .....  
ancient: ..... brush: .....  
..... call: ..... doctor: .....  
..... favourite: .....  
feed: ..... friend: .....

game: ..... grandparents:  
..... half: .....  
large: ..... like(adv): .....  
older: ..... only child: .....  
..... spaghetti: .....  
speak: ..... student: .....  
..... together: ..... university:  
..... well: .....  
**Dairy the fairy:** air: .....  
all day long: .....  
angry: ..... body: .....  
dairy: ..... ear: .....  
farm: ..... find: .....  
fresh: ..... fridge: .....  
happy: ..... head: .....  
laugh: ..... lick: .....  
lion: ..... look for: .....  
magic: ..... miss: .....  
..... mouse/mice: .....  
near: ..... neck: .....  
only: ..... product: .....

**ridiculous:** ..... **snake:**  
..... **stable:** ..... **tail:**  
..... **tiger:** .....  
**tummy:** ..... **unhappy:** .....  
..... **wand:** .....  
**want:** ..... **wave(v):** .....  
**well(n):** .....  
**whiskers:** .....



## 1. THE UNITED KINGDOM



**1. LONDON**

**2. WALES**

**3. ENGLAND**

**4. SCOTLAND**

**5. NORTHERN IRELAND**

**CYPRUS**

## 2. MAP OF



# EUROPE



### 3. WORLD



# MAP



**We are grateful to the following for permission to reproduce copyright material:**

✓ Το Σύλλογο για την Προστασία της Θαλάσσιας Χελώνας **ΑΡΧΕΛΩΝ - ARCHELON** για χρήση των παρακάτω φωτογραφιών:

- © IM0019/Archelon,
- © IM0054/Archelon,
- © IM00251/Archelon,
- © IM00501/Archelon και υλικού από την ιστοσελίδα [www.archelon.gr](http://www.archelon.gr)

✓ Τον Αρκτούρο - **Arcturos** για χρήση των παρακάτω φωτογραφιών:

- © march 24'05 040/Arcturos,
- © Εικόνα 006/Arcturos,
- © AGRIOGIDO/Arcturos,

- © march 24'05 011/Arcturos, και υλικού από την ιστοσελίδα

[www.arcturos.gr](http://www.arcturos.gr)

✓ Το Μεσογειακό Σύνδεσμο για τη Σωτηρία των Θαλασσίων Χελωνών Medasset για χρήση των παρακάτω φωτογραφιών:

- © 1996 MEDASSET, Photo: R. Poland,

- © 2000 D. McFarland,

- © 2004 MEDASSET, Photo G. Hau και υλικού από τις ιστοσελίδες

<https://medasset.org/el/> και

[www.medasset.org](http://www.medasset.org)

✓ Την Εταιρεία για τη Μελέτη και Προστασία της Μεσογειακής Φώκιας/MOm για χρήση των παρακάτω φωτογραφιών:

- © E. Nessi/MOm,

- © MOm/P.Dendrinος,

- © P.Dendrinος/MOm και υλικού από την ιστοσελίδα [www.mom.gr](http://www.mom.gr)

- ✓ Τη **WWF Hellas** για χρήση των παρακάτω φωτογραφιών:
  - © **WWF/Fredy MERCAY (Sumatran tiger)**,
  - © **WWF-Canon/Michel GUNTHER (Giant Panda)**
  - © **WWF-Ελλάς/Ιουλία ΣΙΩΡΗ (Dolphin)** και υλικού από την ιστοσελίδα [www.wwf.gr](http://www.wwf.gr)
- ✓ Την **Ελληνική Ολυμπιακή Επιτροπή** για την παραχώρηση φωτογραφικού υλικού **Ελλήνων Ολυμπιονικών**
- ✓ Το **Κέντρο Ελληνικής Γλώσσας, Τμήμα Στήριξης και Προβολής της Ελληνικής Γλώσσας**, και τον επιστημονικό υπεύθυνο της Ελληνικής έκδοσης καθ. κ. **Στάθη Ευσταθιάδη** για την παραχώρηση του μεταφρασμένου κειμένου του **Πλέγματος αυτοαξιολόγησης επιπέδου A1 (βιβλίο δασκάλου)**

- ✓ Τον κ. Φλώρο και το πρακτορείο φωτογραφιών **newsports photo agency** για την παραχώρηση φωτογραφικού υλικού Ελλήνων Ολυμπιονικών
- ✓ **David Morton**, headteacher at **Barnfields Community School, Stafford, England** for permission to use the poem “**Spring**” by Sam, Year 2
- ✓ **Chelsea**, the author of the poem ‘Archie’ in Unit 6, lesson 1 and **Helen Whitehead**, the editor of <http://www.kidsonthenet.com/>
- ✓ Τον κ. Γιάννη Γαρυφάλλου, εκπαιδευτικό ΠΕ 12 για χρήση των φωτογραφιών στο Unit 3
- ✓ Τον **Αλέξανδρο Δημητριάδη**, μαθητή για χρήση των φωτογραφιών στο Unit 7

# Contents

<b>LESSON</b>	<b>pp.</b>
<b>Unit 8: AROUND THE CITY</b>	<b>7-37</b>
<b>1. At the park</b>	<b>10-18</b>
<b>2. A traffic warden visits our school</b>	<b>19-28</b>
<b>3. Walking in the street</b>	<b>29-37</b>
<b>Unit 9: THE SCHOOL PARTY</b>	<b>38-67</b>
<b>1. At the supermarket</b>	<b>40-50</b>
<b>2. Let's make some sandwiches</b>	<b>51-60</b>
<b>3. Recipes from around the world</b>	<b>61-67</b>

<b>LESSON</b>	<b>pp.</b>
<b>Unit 10: ENJOY YOUR HOLIDAYS!</b>	<b>68-98</b>
<b>1. Our yearbook</b>	<b>70-83</b>
<b>2. “Dairy the fairy”</b>	<b>84-87</b>
<b>3. Your yearbook</b>	<b>88-98</b>
<b>APPENDIX I</b>	<b>99-116</b>
<b>APPENDIX II</b>	<b>117-122</b>
<b>APPENDIX III</b>	<b>123-129</b>
<b>APPENDIX IV</b>	<b>131-135</b>
<b>APPENDIX V</b>	<b>136-139</b>





**Βάσει του ν. 3966/2011 τα διδακτικά βιβλία του Δημοτικού, του Γυμνασίου, του Λυκείου, των ΕΠΑ.Λ. και των ΕΠΑ.Σ. τυπώνονται από το ΙΤΥΕ - ΔΙΟΦΑΝΤΟΣ και διανέμονται δωρεάν στα Δημόσια Σχολεία. Τα βιβλία μπορεί να διατίθενται προς πώληση, όταν φέρουν στη δεξιά κάτω γωνία του εμπροσθόφυλλου ένδειξη «ΔΙΑΤΙΘΕΤΑΙ ΜΕ ΤΙΜΗ ΠΩΛΗΣΗΣ». Κάθε αντίτυπο που διατίθεται προς πώληση και δεν φέρει την παραπάνω ένδειξη θεωρείται κλεψίτυπο και ο παραβάτης διώκεται σύμφωνα με τις διατάξεις του άρθρου 7 του νόμου 1129 της 15/21 Μαρτίου 1946 (ΦΕΚ 1946,108, Α').**

**Απαγορεύεται η αναπαραγωγή οποιουδήποτε τμήματος αυτού του βιβλίου, που καλύπτεται από δικαιώματα (copyright), ή η χρήση του σε οποιαδήποτε μορφή, χωρίς τη γραπτή άδεια του Υπουργείου Παιδείας, Θρησκευμάτων και Αθλητισμού / ΙΤΥΕ - ΔΙΟΦΑΝΤΟΣ.**