

**Αγγλικά
Δ' Δημοτικού
Βιβλίο Μαθητή
Τόμος 2ος**

**Γ' Κ.Π.Σ. / ΕΠΕΑΕΚ II / Ενέργεια 2.2.1 /
Κατηγορία Πράξεων 2.2.1.α:**

**«Αναμόρφωση των προγραμμάτων
σπουδών και συγγραφή νέων
εκπαιδευτικών πακέτων»**

ΠΑΙΔΑΓΩΓΙΚΟ ΙΝΣΤΙΤΟΥΤΟ

Δημήτριος Γ. Βλάχος

Ομότιμος Καθηγητής του Α.Π.Θ

Πρόεδρος του Παιδαγωγ. Ινστιτούτου

Πράξη με τίτλο: «Συγγραφή νέων

βιβλίων και παραγωγή

υποστηρικτικού εκπαιδευτικού υλικού

με βάση το ΔΕΠΠΣ και τα ΑΠΣ για το

Δημοτικό και το Νηπιαγωγείο»

Επιστημονικός Υπεύθυνος Έργου

Γεώργιος Τύπας

Σύμβουλος του Παιδαγ. Ινστιτούτου

Αναπληρωτής Επιστημ. Υπεύθ. Έργου

Γεώργιος Οικονόμου

Σύμβουλος του Παιδαγ. Ινστιτούτου

Έργο συγχρηματοδοτούμενο 75% από

το Ευρωπαϊκό Κοινωνικό Ταμείο και

25% από εθνικούς πόρους.

ΣΥΓΓΡΑΦΕΙΣ

Αντιγόνη Μπρατσόλη,
Εκπαιδευτικός
Αγγελική Διαμαντίδου,
τ. Σχολική Σύμβουλος

ΚΡΙΤΕΣ-ΑΞΙΟΛΟΓΗΤΕΣ

Χριστίνα Αγιακλή,
Σχολική Σύμβουλος
Ελένη Μπιντάκα,
Σχολική Σύμβουλος
Τρισεύγενη Γιάνναρη,
Εκπαιδευτικός

ΕΙΚΟΝΟΓΡΑΦΗΣΗ

Ανδρέας Κατσαούνης,
Σκιτσογράφος - Εικονογράφος

ΦΙΛΟΛΟΓΙΚΗ ΕΠΙΜΕΛΕΙΑ

Αργυρή Αποστολίδου, *Φιλολόγος*

ΥΠΕΥΘΥΝΟΙ ΤΟΥ ΜΑΘΗΜΑΤΟΣ

ΚΑΤΑ ΤΗ ΣΥΓΓΡΑΦΗ

**Ιωσήφ Ε. Χρυσόχοος, Πάρεδρος
ε.θ. του Παιδαγωγικού Ινστιτούτου**

Πέτρος Μπερερής,

***Σύμβουλος του Παιδαγωγικού
Ινστιτούτου***

ΥΠΕΥΘΥΝΗ ΤΟΥ ΥΠΟΕΡΓΟΥ

Άννα Σιγανού, Εκπαιδευτικός

ΑΝΑΔΟΧΟΣ

ΕΛΛΗΝΙΚΑ ΓΡΑΜΜΑΤΑ

ΠΡΟΕΚΤΥΠΩΤΙΚΕΣ ΕΡΓΑΣΙΕΣ

ACCESS Γραφικές Τέχνες Α.Ε.

**ΠΡΟΣΑΡΜΟΓΗ ΤΟΥ ΒΙΒΛΙΟΥ ΓΙΑ
ΜΑΘΗΤΕΣ ΜΕ ΜΕΙΩΜΕΝΗ ΟΡΑΣΗ**

Ομάδα Εργασίας

Αποφ. 16158/6-11-06 και

75142/Γ6/11-7-07 ΥΠΕΠΘ

**ΥΠΟΥΡΓΕΙΟ ΠΑΙΔΕΙΑΣ,
ΘΡΗΣΚΕΥΜΑΤΩΝ ΚΑΙ ΑΘΛΗΤΙΣΜΟΥ
ΙΝΣΤΙΤΟΥΤΟ ΕΚΠΑΙΔΕΥΤΙΚΗΣ
ΠΟΛΙΤΙΚΗΣ**

**Αντιγόνη Μπρατσόλη
Αγγελική Διαμαντίδου**

**ΑΝΑΔΟΧΟΣ ΣΥΓΓΡΑΦΗΣ:
ΕΛΛΗΝΙΚΑ ΓΡΑΜΜΑΤΑ**

**Αγγλικά
Δ΄ Δημοτικού**

Βιβλίο Μαθητή

Τόμος 2ος

Lesson 2: What's the weather like?

1



Warm – up

Can you answer these questions?

- ✳ Is it cold or hot today?
- ✳ Is it raining?
- ✳ Is it snowing?

2



Listen, read and find

It's Sophia's party today. Her friends are here. Listen, read and find out: "Is it hot in the garden?"

Happy Birthday to you,
Happy Birthday to you,
Happy Birthday Sophia
Happy Birthday to you!!!





Andrew, Nick, Kate, Angela: Happy birthday, Sophia!

Sophia: Thank you! Now, let's play! What do you want to play?

Andrew: Let's play computer games!

Kate: No, it's boring!

Listen! I've got an idea! Let's play hide and seek in the garden!

Nick: Great idea! It's a beautiful, sunny day!

.....
Andrew: Oh, no! It's windy!

Nick: And it's cloudy!

Sophia: And now it's raining! What a great party!



You've got 1 minute to find the secret word. It's how Sophia feels now.

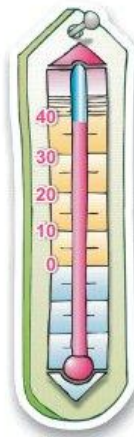
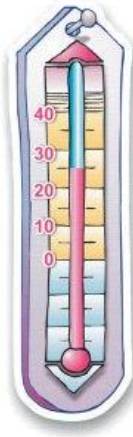
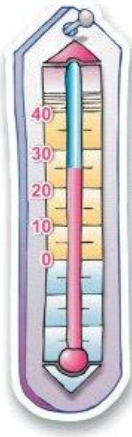
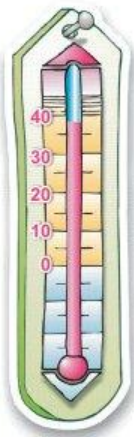
Write the word:

Then, count the letters and write down your score:

3



New Words!



It's hot It's warm It's chilly It's cold



It's It's It's t's It's
sunny windy cloudy raining snowing



The weather song



In the winter
It is snowy and it's cold
And we make a snowman-it's tall!

In the spring
It's warm and sunny
And we make an Easter bunny

Fa - la - la - la
Fa - la - la - la
Fa - la - la



In the summer
Hot and sunny every day
And we swim and we go on
holiday

In the autumn
Cloudy, rainy
And at school our books are many
Fa - la - la - la
Fa - la - la - la
Fa - la - la



5



Let's play!

Crazy habits!

Work in pairs. Put six **crazy ticks** in your box. Take turns to ask your partner questions and find out where his/her ticks are. The first student to find his/her partner's ticks is **the winner!**

Look at this example:

Student A: Do we swim in the sea in December?

Student B: Yes, we do! One point for you!



Student A	January	March	May	July	September	December
go on holiday						
eat ice cream						
swim in the sea						
play in the park						
fly a kite						
go skiing						

Student B	January	March	May	July	September	December
go on holiday						
eat ice cream						
swim in the sea						
play in the park						
fly a kite						
go skiing						

6  ↔  **Listen, match and write (+app. I)**

It's August and Sophia is on holiday. This is what she does on certain days. Listen and match:

1. On Mondays...

2. On Tuesdays...

3. On Wednesdays...

4. On Thursdays...

a.  ... I ride my bike

b.  ... I play tennis

c. ... I play board games with my brother



d.  ... I play basketball with my friends

1) 2) 3) 4)

Now, talk about **your** habits. Talk about two days:

* On I

.....

and on I

.....

Remember!

In the summer we go on holiday and we swim in the sea

In December we go skiing

On Mondays I ride my bike in the park



Lesson 3: Weather around the world



Crosscurricular Project



Work in groups. You can choose your project.

Project 1

* Group A:

Draw a map of Greece on a poster.

Make weather

drawings on the map and write about the weather on a day. You can find this information on the TV or the radio. You can also telephone 1448 or visit the website of EMY. It's www.hnms.gr.

* Group B: Make a collage. Find or draw pictures of houses in different areas in the world, where the



climate is different (e.g. an igloo in Alaska, a hut in Africa).

✳ **Group C:** Make a collage. Find information about food in different places in the world, where the climate is different (e.g. Do people in Northern Europe eat a lot of fresh fruit and vegetables?)

✳ **Group D:** Make a collage. Find information about jobs in different places in the world, where the climate is different (e.g. How many fishermen or farmers are there on Greek islands and in areas in Macedonia?)

Project 2: Can you write a poem about your favourite season? Look at this example. It's Sam's poem. Sam is a young pupil at Barnfields Primary School in Wildwood, Staffordshire in England.

Spring

Baby lambs are being born



Spring is here.

Daffodils are dancing



Spring is here

Sun is shining



Spring is here.

Rabbits are hopping



Spring is here

Chicks are hatching

Spring is here.

Trees are blossoming



Spring is here



By Sam

(From


<http://www.barnfields.staffs.sch.uk>)

Now, can you write your poem?

*** Group A: write about winter**

*** Group B: write about spring**

- * **Group C:** write about summer
- * **Group D:** write about autumn

 Μπορείς να πας στο **glossary** και να συμπληρώσεις τις σημασίες των καινούργιων λέξεων στα Ελληνικά και στο **grammar corner** για να δεις τη γραμματική αυτού του κεφαλαίου.

✳ Self-Assessment test

✳ Τεστ-Αυτοαξιολόγησης

1) Write the months.

1.	D		C		M		E					
2.		O		T	O			R				
3.				A	N		A	R				
4.		S		P	T			B				
5.	M			C	H							
6.		U		U	S							
7.				N	O		E				R	
8.					F	E		R				Y
				the								
9.		J				Y						
10.				N	E							
11.					A							
12.			A		R	I						

Points / 12

20 / 55

2) What's the weather like?



1.



2.



3.



4.

1.

2.

3.

4.

Points / 4

3) Look at the clocks and write the time:



1.



2.



3.



4.

1.

2.

3.

4.

4) Look at the pictures and write what we do in each season:



summer



autumn



winter



spring

* In the summer we and

.....

* In the autumn we and

.....

* In the winter we and

.....




* In the spring we and

.....

Points	/ 16
--------	------

Total	/ 40
-------	------

**CIRCLE THE CORRECT FACE AND
TALK ABOUT WHAT YOU CAN DO**

   I can use the names of the months and the four seasons

   I can talk about the weather

   I can talk about what people do in each season

Unit 5: Habits and customs




In this unit you will learn to:

- ✓ Talk about personal habits
- ✓ Talk about customs

Strategy corner – Writing

✍ When I'm trying to write a text...	Yes	No
I never make a plan, it's boring		

Strategy corner – Writing

 When I'm trying to write a text...	Yes	No
I always make a plan, it helps me organize my thoughts		
I always ask my teacher for the words I don't know. I can't write well, if I don't know all the words I need		
I don't worry about unknown words, I try to use other words		
It helps me to talk about the writing task in class and write questions / prompts about it		
It's better for me to work in groups or pairs		
It's better for me to work alone		

Lesson 1: What's the weather like?

1



Warm – up.

✳ Do you brush your teeth every day? Do you always do your homework? Do you play football or computer games? How often do you do these things?

2



Listen, read and find.

Betty and Sophia are talking. Betty is telling Sophia, about a dream she sometimes has. Listen, read and find out: “What’s Betty’s favourite story?”

Betty: ...and I sometimes have this dream! In my dream I live in Neverland, Peter Pan’s island. There, I always wake up at 10

o'clock in the morning and I never go to school and, of course, I never do any homework. Every morning I fly over Captain Hook's ship with Peter Pan and Tinker Bell and in the afternoon I often play games with the Lost Boys, Peter Pan's friends. My favourite game is cake war.


The Lost Boys are so funny! We sometimes explore the island

together and come back to our cave

I ate at night. So, I always go to bed late and I never

brush my teeth. **Sophia:** Wow!

I really like this life! **Betty:** Yes, I like it, too, but then I wake up and I realize it's only a dream.....





You've got 1 minute to find the secret word. It's what Betty has for lunch with Peter Pan and the Lost Boys. Write the word:

..... Then, count the letters and write down your score:

.....

3



New Words! _____

In her dream, Betty talks about things she does at Neverland. But at home, she does other things. Look at the pictures and match them to the phrases:





7



8



9

- a) take a bath,
- b) take exercise,
- c) get up early,
- d) go to bed early,
- e) clean up my room,
- f) wash my hands,
- g) brush my teeth,
- h) do my homework,
- i) make my bed

1)

2)

3)

4)

5)

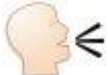
6)

7)

8)

9)

4



Write and Speak.

What do you do at home? Is your life like Betty's life in her dream? Talk about four things you do or

don't do at home. Use these words and phrases:

always /every day	
often	
sometimes	
never	



wash my hands, do my homework,
eat ice cream, make my bed,
play computer games, watch TV,
get up early, go to bed early,
clean up my room, brush my teeth,
take exercise, take a bath

1

2

3

.....

4

.....

**Report your sentences to the class.
Then you can play a game!**

Bingo:

Tick four boxes and listen to your teacher. If he/she says all of your sentences, you are the winner. But, remember! You have to report your sentences to the class!

Betty	always	often	sometimes	never
does her homework				
brushes her teeth				
makes her bed				

5**Listen and sing.**

I never brush my teeth



I never have a bath

I always watch TV

and play in the park

I'm Betty the bad kid

Oh, No! It's just a dream!



I never clean my room



I never help my mum

I always get up late








and play in the sun

I'm Betty the bad kid

Oh, No! It's just a dream!

**6****Listen and tick.**

Sophia is asking Betty about her real life. Listen and tick the correct box.

		always	often	sometimes	never
1					
2					
3					
4					
5					
6					
7					

7**Let's play!.**

Crazy pairs:

Write one of your habits on a slip of paper (e.g. I eat ice cream). Then, fold the paper so that nobody can read it. Exchange papers with a partner, but **don't** read his/her paper. Now, write a word/phrase for how often (e.g. never, every day, every Monday) on the back of the slip. Read the sentences out in class. Are they crazy?

**Remember!**

I always brush my teeth in the morning

I usually play computer games at the weekends

Betty often makes her bed

Betty never watches TV on Mondays

Lesson 2: British customs

1



Warm – up.

✳ Habits can be ‘personal’ or ‘national’. ‘National’ habits are called customs. Do you know any holiday customs that we have? (e.g. at Christmas, at Easter, on National Holidays)? Tell the class.

2



Listen, read and find.

Here is some information about customs on two holidays in the UK. Listen, read and find out: “When do children open their Christmas presents in Great Britain?”

Christmas is **B**ritain’s most popular holiday. At Christmas, people decorate the Christmas tree  and

their houses, they often send cards



to each other and children sing



carols in the street. At home,

children have got a stocking



and Father Christmas (Santa



Claus) puts presents in it. They

always open their presents on

Christmas Day. In the evening the

family has Christmas dinner. They



eat roast turkey or beef with
fried potatoes and Brussels sprouts.

For dessert, they often have sweet

mince pies or Christmas pudding.



At Christmas dinner, they put



Christmas crackers on each

plate. In the crackers, there is

usually a party hat, a riddle and a

toy.

Halloween is on 31 October and is a time of pumpkins, **candies**, ghosts and witches  and people  decorate their houses with 'Jack-o-Lanterns'. On Halloween, children dress up in fancy costumes and they **go** 'Trick or Treat' from door to door. People give them goodies like candies, caramel apples or popcorn balls. Sometimes there are spooky parties and **children** often play 'ducking for apples' and 'pin-**t**he-tail-on-the-donkey'.



You've got 1 minute to find the secret words (**two words**). It's an important English Holiday on November 5th. Write the words

..... Then, count the letters and write down your score:

3  **New Words!.**

Match the words to the pictures:



1.



2.



3.



4.



5.



6.



7.



8.



9.



10.



11.

- a) ghost, b) Christmas pudding,
- c) Christmas card, d) Santa Claus,
- e) stocking, f) Christmas cracker,
- g) pumpkin, h) candy, i) witch,
- j) Christmas tree, k) roast turkey

1)..... 2)..... 3)..... 4)..... 5).....

6)..... 7)..... 8)..... 9).... 10).... 11).....


Put these words in the blanks:

**put, eat, open, sing, send,
decorate, go**



1. On Halloween people
their houses with Jack-O-lanterns
and to spooky parties
2. Children their
presents on Christmas Day
3. At Christmas people
roast turkey for dinner
4. At Christmas children
their stockings on the fireplace
5. At Christmas people
cards to each other
6. Children carols in
the street

4



Write and speak (+app. I).

Andrew wants to know about Greek customs at Christmas. Can you

help him? Write about them and report your ideas to the class. You can use these words:

put, eat, open, carols, send, sing,
make, Christmas tree,
Santa Claus, decorate, Christmas
cards, presents, always,
often, sometimes, never



At Christmas we

.....

.....

.....

.....

.....

.....

.....

.....


.....

.....

.....

**penny, guy, watch, November,
gardens**

**Bonfire Night is on (1)
5th. On this day people (2)
fireworks and have bonfire parties
in their (3) Some
children make a (4),
a figure of a man made of old
clothes. They take their guy in the
street and ask for
“a (5)
for the guy”. On
Bonfire Night
they burn it on
top of a bonfire.**



*** Is there a special
day like Bonfire
Night in Greece or**

in another country? When, why and how do we celebrate it?

6



Let's play!.

Christmas bag!



Play this game in two teams. In 5 minutes, write as many Christmas words as you can on slips of paper and put them in a bag. Then come to the board and act out (you can't speak!) a word from the opposite team's bag. If the players in your team guess the word correctly, your team gets one point. Play the game for 10 minutes. The team with the most points is the winner.



Lesson 3: Finding out about habits and customs

● Crosscurricular Project



Work in groups. You can choose your project.

Project 1: Groups A and B: Habits survey

Carry out a survey about children's habits and talk about similarities and differences.

- * Group A: Make a graph about your classmates' habits.**
- * Group B: Make a graph about other children's habits. Ask your cousins, friends from other cities or your pen friends from other countries.**

Project 2: Groups C and D: Customs around the world



Find information about Christmas and Easter customs in other countries and talk about similarities and differences.

*** Group C: Find out about Christmas and Easter customs in Great Britain or other countries.**

*** Group D: Find out about Christmas and Easter customs in Greece.**

You can look at:

■ www.gnto.gr, the site of the Greek National Tourism Organization.



- <http://dim-sapon.rod.sch.gr>, the website of the Primary School of Sapes.
- <http://11dim-evosm.thess.sch.gr>, the site of the 11th Primary School of Evosmos, Thessaloniki.
- <http://dim-rizou.pel.sch.gr>, the website of the Primary School of Rizos.
- www.haef.gr/chilias, the site of the Athens College.

►► **Idea !** Are there students in your class from other countries? Maybe they can talk to the class about Christmas and Easter customs or other religious festivals in their countries!

▶ Μπορείς να πας στο **glossary** και να συμπληρώσεις τις σημασίες των καινούργιων λέξεων στα Ελληνικά και στο **grammar corner** για να δεις τη γραμματική αυτού του κεφαλαίου.

★ Self-Assessment test

★ Τεστ-Αυτοαξιολόγησης

1) Match the pictures to the phrases:



1.



2.



3.



4.



5.



6.



7.



8.



9.



10.

a) wash my hands,

b) do my homework, c) watch TV,

d) make my bed, e) take exercise,

f) get up early, g) go to bed early,

h) clean up my room,

i) brush my teeth, j) take a bath,

1) 2) 3) 4)

5) 6) 7) 8)

9) 10).....

Points / 10

48 / 67

2) Use these words and talk about some of your habits:

always, often, sometimes, never



.....

.....



.....

.....



.....

.....



.....

.....

Points / 12

3) Look at the table and write four sentences about the children in the box. Follow the example: **Melissa sometimes cleans her shoes**

	Mark	Melissa	Oscar
read comics in bed	always	never	sometimes
watch TV in the afternoon	often	always	sometimes
clean my shoes	always	sometimes	never
eat fast food	often	never	sometimes
help my mum	never	sometimes	always



.....

.....



.....

.....



.....

.....



.....

.....

Points / 8

4) Put the missing words in the sentences. Use these words:

decorate, eat, put, sing, open

**1. At Christmas we (1)
a tree and (2) the presents
under it.**

**2. Children (3) carols in
the street and (4) their
presents on Christmas Day.**

**3. At Christmas people (5)
mince pies for dessert.**

Points / 5

5) Read the information in the box and say if the following statements are **TRUE** or **FALSE**:

Η Μεγάλη Εβδομάδα (Holy Week) ξεκινάει από την Κυριακή των Βαΐων. Χαρακτηριστικό έθιμο αυτής της ημέρας είναι ο στολισμός των εκκλησιών με βάγια, τα οποία και μοιράζονται στους πιστούς. Τη Μεγάλη Δευτέρα (Holy Monday) εντείνεται η νηστεία της Σαρακοστής που έχει αρχίσει από την Καθαρή Δευτέρα. Τη Μεγάλη Τρίτη (Holy Tuesday) πάμε στην εκκλησία και ακούμε το τροπάριο της Κασσιανής. Τη Μεγάλη Τετάρτη (Holy Wednesday) γίνεται στην εκκλησία το Ευχέλαιο και ο παπάς αλείφει σταυρωτά το πρόσωπο κάθε χριστιανού με λάδι. Τη Μεγάλη Πέμπτη (Holy Thursday) έχουμε το

ζύμωμα της κουλούρας και το βάψιμο των αυγών. Τα παιδιά στολίζουν πολλές φορές τα αυγά με χαλκομανίες. Αργά το βράδυ, στολίζεται ο Επιτάφιος (Epitaph) με λουλούδια από κορίτσια και γυναίκες. Τη Μεγάλη Παρασκευή (Holy Friday) το μεσημέρι γίνεται η Αποκαθήλωση του Χριστού και το βράδυ γίνεται η περιφορά του Επιταφίου. Το Μεγάλο Σάββατο (Holy Saturday) το βράδυ πηγαίνουμε στην εκκλησία για να ακούσουμε και να ψάλλουμε το “Χριστός Ανέστη”. Ανάβουμε τις λαμπάδες μας, φιλάμε τους συγγενείς και φίλους μας και γυρνάμε στο σπίτι για την παραδοσιακή μαγειρίτσα και το τσούγκρισμα των αυγών. Την Κυριακή του Πάσχα (Easter Sunday) σουβλίζουμε το αρνί και

κάνουμε μια μεγάλη γιορτή με τους συγγενείς και τους φίλους μας.

- | | | |
|---|----------|----------|
| 1. We don't go to church on Holy Tuesday | T | F |
| 2. We make bread cakes and decorate the eggs on Holy Wednesday | T | F |
| 3. On Holy Thursday we decorate the Epitaph with flowers | T | F |
| 4. On Holy Saturday night we go to church | T | F |
| 5. On Easter Sunday we eat fish | T | F |

Points: / 5

Total: / 40

CIRCLE THE CORRECT FACE AND TALK ABOUT WHAT YOU CAN DO

   I can talk about my habits

   I can talk about my friends' habits

   I can talk about customs on special days and holidays in the United Kingdom, Greece and other countries

Unit 6: Animals


This is planet Earth and
it's our home.
We love it.
Help us live here happily




In this unit you will learn to:

- ✓ Talk about pets and what they do
- ✓ Talk about endangered species (where they live, what they eat..)

Strategy corner – Vocabulary

 I like grammar because...	Yes	No
It helps me organize the things I know		
I feel safe when I study it		
I find it easy		

 When I study grammar...	Yes	No
I try to memorize grammar rules and say them to myself		
I read the texts in my book and find examples of the grammar structure I am trying to learn		
I do a lot of grammar exercises		

Lesson 1: My pet

1



Warm – up

✳️ Have you got a pet? If so, what is it? What's its name? What colour is it? Is it big or small? What does it eat?

2



Listen, read and find

Mrs Stathaki wants the children to write a poem about their pet. This is what Chelsea, a student in the class is writing about her dog. Listen, read and find out: “How old is Archie?”

My dog Archie is my best friend
He is three and I am ten,
He jumps and barks,
He likes the parks
He makes me laugh
When he has a bath,
When he's happy he dances
in the street
When he's bored he goes to sleep,
He likes to bring our mail
And he wiggles his little tail
He likes to eat bones and meat
Spaghetti, potatoes, cheese
and fish
My dog Archie is very clever,
That is because he is
the best dog ever!



← (Adapted from <http://www.kidsonthenet.com/>, originally written by Chelsea, 11)



You've got 1 minute to find the secret word. It's Archie's favourite place. But, be careful! This time the letters are jumbled! Write the word: Then, count the letters and write down your score:.....

3



New Words!


These animals can be pets or live on farms. Match the pictures to the words:



1.




2.



3.



4.




5.




6.



7.



8.



9.

- a) goldfish,** **b) dog,** **c) cat,**
d) bird, **e) iguana,** **f) sheep,**
g) cow, **h) duck,** **i) tortoise**

1)....., 2)....., 3)....., 4).....,
 5)....., 6)....., 7)....., 8)....., 9).....

Can you find what these animals do? Match the animals to the phrases. Write the letters next to the numbers:

1. a bird
2. an iguana
3. a sheep
4. a duck
5. a dog
6. a cow
7. a cat
8. a goldfish
9. a tortoise


- a. swims in a bowl
- b. sings in a cage
- c. wiggles his tail
- d. walks slowly
- e. makes milk
- f. likes fish
- g. swims in a pond
- h. climbs trees
- i. eats grass

1)....., 2)....., 3)....., 4).....,
5)....., 6)....., 7)....., 8)....., 9).....

4



Let's play!



True or False?

Listen to your teacher. If what he/she says is true, stand up. If it's false, don't stand up. If you make a

mistake, you are out of the game. The last person to stay in the game is the winner.



5



Listen and sing



Mrs Top's Pet Shop

1 Mrs Top has got a shop

A – E – I – O – U

And in her shop she's got a dog,

A – E – I – O – U



With a woof-woof here
And a woof-woof there,
Here a woof, there a woof
Everywhere a woof-woof



2 Mrs Top has got a shop

A – E – I – O – U

And in her shop she's got a cat,

A – E – I – O – U





With a miaow-miaow here
And a miaow-miaow there,



Here a miaow, there a miaow
Everywhere a miaow-miaow

Mrs Top has got a shop

 A – E – I – O – U 

3 Bird/tweet-tweet

4 Horse/neigh-neigh

5 Sheep/baa-baa

 **6** Cow/moo-moo 

7 Snake/ hiss-hiss

8 Duck/ quack-quack

6



Listen and write

Nick's friends want a pet as a present for their birthday. Listen to what they are saying about their favourite pet and help Nick find out what pet to give them.



✱ Philip wants a

✱ Sandra wants a

✱ Mark wants a

7



Write your riddle (+app I)

**Have you got a favourite animal?
Write about it but don't write its
name. Can your classmates
find out what it is?**



Answer these questions:


✱ **Where does it live? (does it live
in the sea, in the jungle, in a forest,
in a house, on a farm?)**

✱ **What does it look like? (is it big
or small, has it got a tail or
wings, what colour is it?)**



✱ **What does it eat? (does it eat
fruit, vegetables, fish or meat?)**

✱ **What does it do? (does it climb
trees, does it swim in the sea /in a
pond, does it run in a field?)**



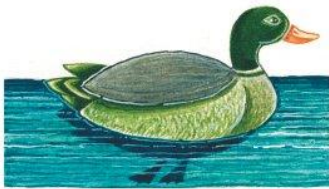
My favourite animal

Which animal is it?

A series of ten horizontal dotted lines for writing.

Remember!

**Archie jumps and barks, he
likes the parks, he dances in
the street, he goes to sleep,
he wiggles his tail**



Lesson 2: A visit to the Sea Turtle Rescue Centre

1



Warm – up

*** What do you know about the caretta caretta sea turtle? Where does it live? What does it eat? What does it look like? What are the threats against it?**

2



Listen, read and find

Andrew, Nick, Sophia and Betty are at the Sea Turtle Rescue Centre. They are watching a video about the Sea Turtle. Listen, read and find out: “Where does caretta caretta lay its eggs?”



..... the loggerhead sea turtle or *Caretta caretta* lives in the Mediterranean Sea and nests in Greece. It is about one metre long and weighs about a hundred kilos. Its shell is red-brown, it has got lungs and breathes air and moves with its front and rear flippers. It lays its eggs on land, on beaches in Zakynthos, Peloponnesus and Crete. Each sea turtle lays about 115 eggs every two or three years, but there are many dangers for the baby turtles. Only one out of a thousand baby sea turtles survives and there are only about 4,000 *Caretta caretta* sea turtles in Greece today.....



**(simplified and abridged from
www.archelon.gr, https://
medasset.org/el/ and www.wwf.gr)**

**You've got 1 minute to find the
secret word. It's Write the
word:..... Then,
count the letters and write down
your score:.....**



**You've got 1 minute to find the
secret word. It's one of the
dangers for caretta caretta. Write
the word: Then,
count the letters and write down
your score:.....**



Look at the information about the loggerhead sea turtle and match the phrases:



- 1) caretta caretta lives
- 2) caretta caretta lays
- 3) caretta caretta breathes
- 4) caretta caretta nests
- 5) caretta caretta moves
- 6) caretta caretta weighs

- a) a hundred kilos
- b) with its front and rear flippers
- c) in the Mediterranean Sea
- d) its eggs on land
- e) air
- f) in Greece



1)..... 2)..... 3)..... 4)..... 5)..... 6).....

Now, answer these questions.

Use: Yes, it does/No, it doesn't

✳ Does a caretta caretta live in the Mediterranean Sea?

✳ Does a caretta caretta move with its legs?

✳ Does a caretta caretta nest in China?

✳ Does a caretta caretta weigh a hundred kilos?



5



Listen and write

Listen to the information about the seal *Monachus monachus*, an endangered species and fill in the blanks. Use these words:

fish, 300, grey, Mediterranean, forty-five, one, Greece, three, brown, *Monachus monachus*

Monachus monachus lives in the Sea. Its colour

is or It lives
years. It is metres long
and weighs kilos. It eats
octopuses and squid. It has
baby (pup). There are only 250
Monachus monachus seals in
..... today.

(simplified and
abridged from
www.mom.gr)



5



Read and write

This information is about the
caretta caretta. Read it and fill in the
blanks. Use these words, but be
careful! You may have to change
the word!

lay, come, run, travel, weigh,
live, be

ΤΑΥΤΟΤΗΤΑ

**Επιστημονικό όνομα: Caretta
caretta**

**Κοινό όνομα: Χελώνα Καρέττα,
Θαλασσοχελώνα**

Βάρος: Περίπου 90 κιλά

Μήκος: Περίπου 1 μέτρο

**Χρώμα: Το όστρακό της είναι
κόκκινο-καφέ**

**Βιότοπος: Ζάκυνθος, παραλίες
Δ. Πελοποννήσου, Κρήτη,
Κεφαλονιά, Ρόδος**

**Αναπαραγωγή: 115 αυγά κατά μέσο
όρο ανά γέννα, με περίοδο
επώασης έως 66 ημέρες**

**Κύριες απειλές: Καταστροφή ή υπο-
βάθμιση των περιοχών ωοτοκίας
λόγω ανεξέλεγκτης τουριστικής**

ανάπτυξης, εμπλοκή σε αλιευτικά εργαλεία, ρύπανση των θαλασσών

(simplified and abridged from www.wwf.gr)

*** Οι θαλάσσιες χελώνες ενηλικιώνονται ύστερα από 20-30 χρόνια και ζουν ως και 100 χρόνια.**

*** Η καρέττα φτάνει τα 80-90 εκατοστά μήκος και ζυγίζει ως και 100 κιλά.**

*** Η φωλιά έχει 30-50 εκατοστά βάθος. Τα αυγά έχουν μαλακό κέλυφος με σχήμα και μέγεθος μπάλας του πινγκ-πονγκ.**

*** Κάθε 2 με 3 χρόνια η μητέρα χελώνα γεννάει ως και τέσσερις φορές το ίδιο καλοκαίρι, από 80 ως 110 αυγά τη φορά στη διάρκεια της νύχτας.**

*** Τα χελωνάκια, σε περίπου δύο**

μήνες, βγαίνουν από τη φωλιά μετά τη δύση του ήλιου ή τα ξημερώματα.

✱ Η φωτεινή γραμμή του ορίζοντα και η κλίση της παραλίας τα βοηθούν να τρέξουν προς τη θάλασσα.

(simplified and abridged from

www.medasset.org/el/)

**lay, come, run, travel, weigh,
live, be**

✱ A sea turtle a hundred years

✱ It 0-100 kilos

✱ The colour of its shell
..... red-brown

✱ It to beaches on Zakynthos, Crete, Kefalonia, Rhodes and Peloponnesus

✱ It about 80-115 eggs

✱ A baby sea turtle out of the egg hole in the night or

very early in
the morning
✳ A baby turtle
.....
to the sea



6



Let's play!

Which animal is it?

Play this game in pairs.

Student A: Think of one of the animals in the box, but don't tell your partner which one. He/she asks questions to find out.

Student B: Try to find which animal your partner is thinking of. Ask questions. Look at this example:


Student B: Does it live in the Mediterranean Sea?

Student A: No, it doesn't.

Student B: Does it live on mountains in Pindos and Rodopi?

Student A: Yes, it does.

.....
.....
Student B: So, it's the



1.



2.



3.



4.



5.



6.



7.

1. WWF-Canon/Michel GUNTHER
2. E: Nessi/MOm
3. march24'05011/Arcturos
4. WWF-ΕΛΛΑΣ/Ιουλία ΣΙΩΡΗ
5. AGRIOGIDO/Arcturos
6. WWF/Fredy MERCAY
7. Εικόνα 006/Arcturos

	It lives	It eats	It weighs
Giant panda	China	bamboo	125 kilos
Sumatran Tiger	Indonesia	wild pigs, deer	140 kilos
Monachus monachus	The Mediterranean Sea	small fish, octopuses, squid	300 kilos
Brown Bear	Mountains in Pindos and Rodopi	grass, roots, ants, fish	250 kilos

	It lives	It eats	It weighs
Wolf	Mountains in Pindos and Rodopi	deer, wild pigs, wild goats, sheep, goats, cows, rabbits, grass	40 kilos
Dolphin	The Mediterranean Sea	small fish	110 kilos
Wild goat	Mountains in Pindos and Rodopi	grass, tree leaves	40 kilos

Note: 100=one hundred, 200=two hundred, 250=two hundred and fifty

Lesson 3: Animals in danger

● Crosscurricular Project



Work in groups. Find information about endangered species in Greece and around the world from books, magazines or websites. Make a leaflet with information and organize an “Environmental Day” at school. Present your information to other pupils and hand out your leaflet. Choose an animal and surf these sites:



■ www.wwf.gr, the website of World Wildlife Fund, an organization for the protection of wild life.

■ www.archelon.gr,
<https://medasset.org/el/>,

www.euroturtle.org, the websites of Archelon, Medasset and Euroturtle, foundations for the protection of the sea turtle.

■ **www.mom.gr**, the website of Mom, the Hellenic Society for the Study and Protection of the Monk Seal.

■ **www.arcturos.gr**, the website of Arcturos, a Greek non-governmental organization for the protection of bioversity and sustainable development.

Try to include this information in your leaflet, about each animal:

- ✱ Where does this animal live?
- ✱ What does it look like?
- ✱ What does it eat?
- ✱ Does it lay eggs? Does it have babies? How many? How often?

- ✳ How many animals are there today?
- ✳ What are the dangers for this animal?
- ✳ How can we help?
- ✳ What can/must we do to help?
(You can write a **DO-DON'T** list)

▶▶ **Idea !** You can visit a rescue centre or ask people from a non-governmental organization to visit your school and talk to you about endangered animals in Greece.

▶▶ **Idea !** Do you like stories with animals? There are beautiful traditional stories with animals for young children. Can you find and read a story in class? Look at the titles of some stories:

Do you like stories with animals? There are beautiful traditional stories with animals for young children. Can you find and read a story in class? Look at the titles of some stories:

- Goldilocks and the Three Bears
- The Ugly Duckling
- Three Little Pigs
- Red Riding Hood
- Peter and the Wolf
- Town Mouse and Country Mouse
- The Sly Fox and the little Red Hen

▶ Μπορείς να πας στο [glossary](#) και να συμπληρώσεις τις σημασίες των καινούργιων λέξεων στα Ελληνικά και στο [grammar corner](#) για να δεις τη γραμματική αυτού του κεφαλαίου.

✳ **Self-Assessment test**

✳ **ΤΕΣΤ-ΑΥΤΟΑΞΙΟΛΟΓΗΣΗΣ**

1) Match the pictures to the words:


- a) iguana, b) bird, c) dog,**
d) tortoise, e) goldfish, f) sheep,
g) cat



1.



2.



3.



4.



5.



6.



7.

1)...., 2)...., 3)...., 4)...., 5)...., 6)...., 7)...

Points: / 7

2) Finish these phrases and talk about what these animals do. Look at the example e.g. a dog barks/wiggles its tail/eats bones

1. A bird

2. A dog

3. An iguana

4. A goldfish

Points: / 8

3) Answer these questions. Tick the correct box:

Y = Yes, it does N = No, it doesn't

		Y	N
1.	Does a cat eat fish?		
2.	Does a goldfish climb trees?		
3.	Does an iguana swim in a bowl?		
4.	Does a tortoise walk slowly?		
5.	Does a bird sing in a cage?		
6.	Does a cow make water?		

		Y	N
7.	Does a duck swim in the sea?		
8.	Does a dog wiggle its tail?		
9.	Does a sheep eat grass?		

Points: / 9

4) Look at the information about the brown bear and fill in the blanks. It is what a member of Arcturos is telling Andrew and his friends:

Στην Ελλάδα η καφέ αρκούδα απειλείται με εξαφάνιση. Η μείωση του πληθυσμού (έχουν απομείνει περίπου 180 αρκούδες) και η καταστροφή του δασικού βιότοπου, δηλαδή του φυσικού χώρου που είναι απαραίτητος για την επιβίωσή της οφείλεται στους ανθρώπους,

γιατί η αρκούδα δεν έχει φυσικούς εχθρούς. Η καφέ αρκούδα ζει στις πιο απόμερες περιοχές της Πίνδου και της Ροδόπης. Έχει μήκος έως 2 μέτρα και ζυγίζει έως 250 κιλά, ανάλογα με το φύλο και την εποχή του έτους. Είναι κυρίως χορτοφάγο ζώο αλλά μπορεί να φάει μυρμήγκια, ψάρια και μικρά ζώα. Η θηλυκή αρκούδα γεννά το χειμώνα (από Γενάρη μέχρι Μάρτη) κάθε δύο ή τρία χρόνια, από ένα έως δύο και σπανιότερα τρία μικρά. Τα νεογέννητα αρκουδάκια είναι τυφλά και γυμνά και ζυγίζουν μόλις 200 - 300 γραμμάρια. Εάν η μητέρα τους σκοτωθεί σ' αυτό το στάδιο της ζωής τους, πεθαίνουν σε διάστημα 15 - 20 λεπτών.

(simplified and abridged from www.arcturos.gr)



**Use: fifty, see, mountains, grass,
fish, eighty, animals, three**

The Greek brown bear is an endangered species. It lives on the (1) of Pindos and Rodopi. It can be up to two metres long and two hundred and (2) kilos. It generally eats (3), but it also eats ants, (4) and small (5) It has one or two babies (cubs) every two or three years. Baby cubs can't (6) and they weigh two or (7) hundred grams. There are only one hundred and (8) brown bears in Greece today.

Points: / 16

Total: / 40

CIRCLE THE CORRECT FACE AND TALK ABOUT WHAT YOU CAN DO



I can use the words for different pets, animals on farms or endangered animals



I can describe animals



I can talk about what animals do, where they live or what they eat

Unit 7: What are you doing?



**In this unit
you will learn to:**

- ✓ Talk about what you are doing now
- ✓ Talk about jobs/professionals
- ✓ Talk about endangered or old/obsolete jobs

Strategy corner – Songs and games






I like it when we are singing a song, because...

Yes No

It's fun

I can learn the words more easily, if they are in a song

Strategy corner – Songs and games


 I don't like it when we are singing a song, because...	
I don't like singing and dancing in class	
I don't think we are learning anything from songs	
 I like it when we are playing a game, because...	
It's fun	
I like competing and I don't mind if I don't win	
 I don't like it when we are playing a game, because ...	
I don't like think it's fun	
I don't think we are learning anything from games	

Lesson 1: Helping around the house

1




Warm – up



✦ Do you help around the house? Does your father or your brothers/sisters help, too? What kind of things do you do? What kind of things do they do?

2



Listen, read and find

Andrew and his family are at home. Read, listen and find out: “What is mum making?”

Mum: Andrew!!! Where are you? Can you come and help me in the kitchen?

Andrew: I’m coming, Mum, just a minute, I’m finishing a Maths exercise. I’ll be right there.

Andrew: What can I do for you, Mum?

Mum: I'm making a cake and I need your help. Can you beat the eggs?

Andrew: No problem. By the way, where's Dad?

Mum: He's in the bathroom. I think he's taking the clothes out of the washing machine.

Andrew: And where's Amy?

Mum: Your sister's in my bedroom. She's making our bed.

Andrew: Well, it seems that everybody needs to help around this house!





You've got 1 minute to find the secret word. It's Andrew's favourite job around the house.

Write the word:

Then, count the letters and write down your score:

3



New Words!

Everybody helps with the housework in Andrew's family. These are pictures of them as they are doing housework. Match the pictures to the phrases:



- a) Andrew's sweeping,
- b) Andrew's making the beds,
- c) Dad's watering the plants,
- d) Dad's washing up,
- e) Andrew's setting the table,
- f) Mum's cooking,
- g) Amy's washing the floor,
- h) Amy's ironing



1.



2.



3.



4.




5.



6.



7.



8.

- 1), 2), 3), 4),
 5), 6), 7), 8)

✦ Do you do any of these jobs at home? How often do you do them? Are there any other jobs that you do? Which one(s)? Tell the class.

Remember!

What are you doing? I am making my bed

What is Mum doing? She is cooking

Is Andrew setting the table?
Yes, he is/ No, he isn't

4



Listen and sing

1 I'm setting the table
I'm sweeping the floor
sweeping the floor
sweeping the floor
I'm setting the table
I'm making the beds
I'm sweeping the floor
I'm helping in the house



2 I'm making the beds
I'm cooking dinner
cooking dinner
cooking dinner
I'm making the beds
I'm cooking dinner
I'm helping in the house



3 I'm washing the dishes,
I'm washing the floor.....



5



Let's play!

Pantomime: "What am I doing?"

Play the game in 2 groups. One pupil from each group comes to the board and mimes a job in the house. The other group tries to guess the job. If they guess correctly, they win one point. At the end of the game, the group with the most points is the winner.



You can choose from the jobs in your book or you can mime another job. Can your classmates find it? To find the job, ask:

“Are you-ing?”.

To answer, say: **“Yes, I am”** or **“No, I’m not”**.

Can you think of other jobs and mime them?



6



Listen and write

Andrew, his mum, his dad and his sister are doing some jobs around the house. Listen and find out which ones. Complete the sentences:

1. Mum is
2. Andrew is
3. Dad is
4. Amy is



7



Read and write (+app. I)

For this task, work in groups of 4-6 students. You have got 10 minutes to look at the picture and write as many sentences as you can about what the children are doing. The group that writes the most correct sentences is the winner.



The class

The class

Jack

Jim

Sarah

Nick

John

Betty

Maik

George

Mary

Barbara

Sheila

Pat

Philip

Mark

David

Andrew

Lesson 2: What do you do?

1



Warm – up

✦ Do your parents work? What does your father do? What does your mother do? Do you like their job? What would you like to do when you grow up?

2



Listen, read and find

Mrs Stathaki wants her pupils to write about their parents' jobs. This is what Andrew and Sophia are writing about their parents. Listen, read and find out: "What does Andrew's mother do?"

My dad's a doctor and **works** in a hospital. Look at him in **this picture**. He is examining a patient.



My mum's an English teacher and works in a school. Look at her in **this picture**. She is **correcting** her pupils' tests.



My dad is a bus driver and drives his bus around the city. Look **at** him in this picture. He is driving his bus in Athens.



My mum is a hairdresser and works in a **beauty** salon. Look at her in **this picture**. She is cutting a woman's hair.





You've got 1 minute to find the secret word. the job that Andrew wants to do when he grows up. Write the word:
Then, count the letters and write down your score:

3



New Words!

Andrew's classmates are talking about their parents and the jobs they do. Match the pictures to the words. Then, write the correct pair in the box:

- a.** waiter **b.** reporter **c.** baker
d. policeman **e.** shop assistant
f. nurse



1.



2.



3.



4.



5.



6.

1)....., 2)....., 3)....., 4)....., 5)....., 6).....

That's my mum in this picture. She is giving some clothes to a customer

Betty

This is his police car and he's standing near it

Betty

My dad is baking bread in this picture

Kate

My mum is giving some medicine to a man in this picture

Kate

My dad works in a restaurant. In this picture he is serving people

Nick

My mum is taking an interview in this picture

Nick

4   **Listen and write**



Listen to these people.
Find out what they do:



1. George is a

.....

2. Ann is a

.....

3. Jack is a

.....

4. Sam is a

.....

5. Mary is a

.....

5 😊 **Let's play!**



What's Peter doing?

Play the game in two teams. Write the names of one place (e.g. park, school, hospital) or one thing (e.g. basketball, sandwich, book) on a small slip of paper. Put your slips in a bag. Each member from each team draws a slip from the bag and says:




✦ Andrew is at the park. What's he doing?

✦ Nick has got a book. What's he doing?

A member from the other team guesses what Peter is doing.

✦ He is playing football

✦ He is reading



If your guess is suitable for the place or the thing, you win one point. Play the game for 15 minutes. The team with the most points is the winner!



6



Write



Read

the information about this person's job and write about him. What is he doing in this picture?

Name: Neil White

Job: firefighter

Place of work: fire station

Special clothes: red uniform

**Duties: driving a fire engine,
putting out fires**

**✳ Neil White is a and
works In this
picture he is wearing
and he is**
.....

**Now, interview your classmate next
to you about his/her mother's/
father's job. Write the answers:**

Name:.....

Job:.....

Place of work:
.....

Special clothes:
.....

Duties:

.....



Write about your classmate's father /mother and draw his/her picture in this box. What is he/she doing in your picture?



.....

is a

and works

In this picture

.....

.....

Lesson 3: Tell me about your job



Crosscurricular Project



Work in groups. You can choose your project.

Project 1:

Find information about a job. Interview a professional in your area. Ask...

- * What is this job called?
- * What are your duties?
- * Where do you do it?
- * Do you use special things/equipment for it?
- * Are there special clothes for it? Which are they?

...and take notes. Then make a poster about this job and bring it to class.



Project 2:

Find information about an old job that is poster about it and bring it to class. Try to this job.

Look at these sites:

‘endangered’ today. Make a find photos of people that do

■ <http://dim-ag-ioann.eyv.sch.gr>,
the site of the Primary School of Agios Ioannis, Evrytania. You can find information and photos on this site.

■ <http://11dim-evosm.thess.sch.gr>,
the site of the 11th Primary School of Evosmos, Thessaloniki. You can find information about a lot of jobs here.

Try to find this information:

- * What is this job called?**
- * Where do you do it?**
- * Are there special clothes for it?
Which are they?**

- ✳️ What are your duties?
- ✳️ Do you use special things / equipment for it?
- ✳️ Why is it an “endangered” job?

▶▶ **Idea !** The websites in your book are websites of two Primary schools in Greece. Has your school got a website? Yes? Then, you can upload your project on it!

▶▶ Μπορείς να πας στο **glossary** και να συμπληρώσεις τις σημασίες των καινούργιων λέξεων στα Ελληνικά και στο **grammar corner** για να δεις τη γραμματική αυτού του κεφαλαίου.

✦ **Self-Assessment test**

✦ **Τεστ-Αυτοαξιολόγησης**

1) Look at the pictures and match them to the phrases:

a) Andrew is sweeping, b) Andrew is making the beds, c) Andrew is washing up, d) Andrew is ironing, e) Andrew is cooking f) Andrew is washing the floor, g) Andrew is setting the table



1.



2.



3.



4.



5.



6.




7.

1)...., 2)...., 3)...., 4)...., 5)...., 6)...., 7)...

Points: / 7

2) Look at the picture and write three sentences about what the children are doing:



1.

.....

2.

.....

3.

.....

Points: / 18

3) Match the pictures to the words:

- a) waiter, b) hairdresser, c) reporter,
d) baker, e) doctor, f) nurse,
g) teacher, h) policeman,
i) bus driver



1.



2.



3.



4.



5.



6.



7.



8.



9.

- 1) ..., 2) ..., 3) ..., 4) ..., 5) ...,
6) ..., 7) ..., 8) ..., 9) ...

Points: / 9

4) Look at the information about an old job, the roving photographer, and fill in the missing words / phrases:

Ο υπαίθριος φωτογράφος

Ο υπαίθριος φωτογράφος κάθε μέρα κατά τις 10 το πρωί ξεκινούσε από το σπίτι του γελαστός με τη φωτογραφική του μηχανή φορτωμένη στον ώμο. Στο χέρι κρατούσε έναν κουβά, όπου είχε μπουκάλια με ειδικό υγρό για την εμφάνιση της φωτογραφίας. Φορούσε συνήθως την άσπρη του στολή και έστηνε τη μηχανή του σε ένα τρίποδο σε πάρκα, όπου οι άνθρωποι έκαναν βόλτα και θα ήθελαν να έχουν μια όμορφη ανάμνηση της βόλτας τους. Έβγαζε τη φωτογραφία του πελάτη του, την εμφάνιζε αμέσως, του την έδινε και πληρωνόταν. Δούλευε από το πρωί μέχρι τη δύση του ήλιου αργά το απόγευμα, όταν δηλαδή



το φως δεν ήταν πια αρκετό για να βγάλει φωτογραφίες. Είναι ένα επάγγελμα που εξαφανίστηκε, όταν η τεχνολογία έφερε τις αυτόματες μηχανές και τις έγχρωμες φωτογραφίες και έτσι ο καθένας μπορούσε να βγάλει τις δικές του φωτογραφίες.

AN OLD JOB

Job: roving photographer

Place of work:

Colour of clothes:

What does he do? he takes

.....

Hours of work: from o'clock in the till late in the

.....

Points: / 16

Total: / 40

**CIRCLE THE CORRECT FACE AND
TALK ABOUT WHAT YOU CAN DO**



**I can talk about jobs around
the house**



I can describe people's jobs



**I can talk about what people
are doing now**

Unit 4
Lesson 2



6



Listen and write

Γράψε δυο από τις συνήθειές σου και τις μέρες τις οποίες τις κάνεις. Σκέψου τι κάνεις τις καθημερινές και τι κάνεις το Σαββατοκύριακο. Αλλάζουν οι συνήθειές σου; Μπορείς να χρησιμοποιήσεις τις παρακάτω φράσεις. Θυμάσαι τι σημαίνουν;



watch TV, play at the park, play with my friends, do my homework

* On I

.....

and on I

.....

Can you do extra work?

1. Διάβασε τις πληροφορίες και συμπλήρωσε τον παρακάτω πίνακα βάζοντας την κατάλληλη φράση του καιρού στα κουτάκια (κάποια κουτάκια μπορεί να μείνουν κενά). Διάλεξε από τις παρακάτω φράσεις:

**it's hot, it's sunny,
it's rainy, it's cold**

.....σε αυτή την περιοχή της Κίνας η άνοιξη και το καλοκαίρι είναι πολύ ζεστές εποχές αλλά οι χειμώνες είναι κρύοι και επικρατεί συνήθως συννεφιά.....

...η Βραζιλία είναι μια χώρα με ζεστά καλοκαίρια γεμάτα λιακάδα αλλά κρύους και βροχερούς χειμώνες.....

...η κεντρική Αφρική είναι μια περιοχή της γης με πολύ υψηλές θερμοκρασίες την ημέρα σε όλη τη διάρκεια του χρόνου....

....στην Ινδία, τα καλοκαίρια είναι ζεστά αλλά την εποχή των μουσώνων (φθινόπωρο και χειμώνα) έχει πολλές βροχές.....

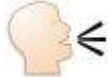
	winter	spring	summer	autumn
China				
Brazil				
Africa				
India				

Unit 5

Lesson 2



4



Write and Speak.

Ο Andrew θέλει να μάθει περισσότερα για τα Ελληνικά έθιμα των Χριστουγέννων. Μπορείς να τον βοηθήσεις; Γράψε για τα Ελληνικά έθιμα και διάβασε τις ιδέες σου στην τάξη. Μπορείς να χρησιμοποιήσεις τις παρακάτω λέξεις. Θυμάσαι τι σημαίνουν;

**put, eat, open, send, sing, make,
decorate, go**

always, often, sometimes, never

Διάβασε τις παρακάτω ερωτήσεις. Μπορεί να σου δώσουν και αυτές ιδέες:

- ✓ Do we decorate a Christmas tree?
- ✓ Do we send cards to each other?

- ✓ Do children sing carols? When do they sing them?
- ✓ Do children get presents? When do they open them?
- ✓ Does Santa Claus put the presents in the children's stockings?
- ✓ Do we have Christmas dinner? What do we eat?



At Christmas we

.....

.....

.....

.....

.....

.....

.....

.....

.....

.....

.....

.....

.....

.....

.....

.....

.....

.....

.....

.....

.....

.....

.....

.....

.....

.....

Can you do extra work?

Διάβασε τις πληροφορίες για τα παιδιά και συμπλήρωσε τις λέξεις που λείπουν στα κενά:



	Ann	Chris	Peter	Joanna
always				
often				
sometimes				
never				

 : listen to music

 : read books

 : play computer games

 : ride his/her bike



At the weekend, Chris
rides his bike, but Ann never

.....
 At the weekend, Peter.....
plays computer games and Ann
..... listens to music.

At the weekend, Peter
..... reads books, but
Joanna reads books.

At the weekend, Chris and
Joanna never

Unit 6

Lesson 1



7



Write your riddle

Γράψε ένα αίνιγμα για το αγαπημένο σου ζώο. Μίλησε για αυτό, αλλά μην πεις το όνομά του. Μπορούν οι συμμαθητές σου να βρουν για ποιο ζώο πρόκειται; Διάβασε το αίνιγμά σου στην τάξη και ρώτησε τους συμμαθητές σου: "Which animal is it?" Μπορείς να δώσεις τις παρακάτω πληροφορίες για αυτό:

- ✓ Πού ζει; Ίσως χρειαστείς τις φράσεις: in the sea, in the jungle, in a forest, in a house, on a farm
- ✓ Τι εμφάνιση έχει; Ίσως χρειαστείς τις φράσεις: it is big/small, it is long/short, it has got a tail/wings/four legs, it hasn't got



hands, it is black and white/
brown/grey

✓ Τι τρώει; Ίσως χρειαστείς τις
φράσεις: it eats fruit/fish/carrots/
meat, it likes milk

✓ Τι κάνει; Ίσως χρειαστείς τις
φράσεις: it climbs trees, it swims in
a pond, it makes milk, it runs fast



Can you do extra work?

Διάβασε τις πληροφορίες για το δελφίνι και γράψε ένα κείμενο για αυτό:

Dolphin

ΤΑΥΤΟΤΗΤΑ

Επιστημονικό όνομα:

Delphinus delphis

Κοινό όνομα: Δελφίνι

Βάρος: 75-110 κιλά

Μήκος: 1,5-2,0 μέτρα (μέγιστο 3,5μ.)

Σχήμα: Λεπτό σώμα, προτεταμένο και μυτερό ρύγχος, ψηλό ραχιαίο πτερύγιο σε σχήμα μισοφέγγαρου στο μέσο του σώματος

Χρώμα: Το χρώμα της ράχης ποικίλλει (μαύρο, σκούρο μπλε, γκρι), κοιλιά και πλευρά ασπροκίτρινα, ουρά ανοιχτόχρωμη γκρίζα.



Βιότοπος: Ζει σε όλες τις ελληνικές θάλασσες, σε μικρές ομάδες
Μέσος όρος ζωής: 20 - 40 χρόνια
Κύριες απειλές: Η έλλειψη τροφής λόγω υπεραλίευσης, η θαλάσσια ρύπανση, η αιχμαλωσία τους από διάφορα αλιευτικά εργαλεία, κυρίως αφρόδιχτα.
(simplified and abridged from www.wwf.gr)

.....

.....

.....

.....

.....

.....

.....

.....

.....

.....


Unit 7

Can you do extra work?

Διάβασε τις πληροφορίες για άλλο ένα επάγγελμα που χάνεται και συμπλήρωσε ό,τι λείπει στο κουτάκι.

Ο παγωτατζής

Τα παλιά χρόνια το παγωτό δεν πουλιόταν όπως πουλιέται σήμερα.



Το έφτιαχνε ο παγωτατζής με πολύ κόπο. Σηκωνόταν πολύ πρωί για να μεταφέρει τον πάγο στο σπίτι του πριν τον πιάσει ο ήλιος.

Έπρεπε ακόμα να πάρει το γάλα, να το βράσει, να πάρει τα αυγά και όλα τα άλλα υλικά που χρειαζόταν. Το έφτιαχνε στο μικρό του εργαστήριο και έβγαινε στο δρόμο με το καροτσάκι του και την άσπρη

του ποδιά διαλαλώντας το εμπόρευσμά του: «Καϊμάκι παγωτό, όλο βούτυρο και αγνό». Μόλις τον άκουγαν τα παιδιά έτρεχαν να ζητήσουν από τους γονείς τους χρήματα για να το γευτούν, καθώς ήταν μεγάλη πολυτέλεια. Ο παγωτατζής δούλευε από νωρίς το πρωί μέχρι που να τελειώσει το παγωτό του, που τέλειωνε γρήγορα, γιατί δεν μπορούσε να φτιάξει μεγάλες ποσότητες.

AN OLD JOB

Job: ice cream seller

Place of work:

Special clothes:

Duties:

Hours of work: from
till his ice cream finishes



Σε αυτή τη δραστηριότητα θα δουλέψετε σε ομάδες των 4-6 ατόμων. Κάθε ομάδα έχει 10 λεπτά να κοιτάξει την παρακάτω εικόνα και να προσπαθήσει να γράψει όσο πιο πολλές προτάσεις μπορεί για να περιγράψει τι κάνουν τα παιδιά. Η ομάδα με τις περισσότερες σωστές προτάσεις είναι η νικήτρια.



David

Jack

Jim

Sarah

Nick

John

Betty

Maik

George

Mary

Barbara

Sheila

Pat

Philip

Mark

Andrew

**Βάλτε τις λέξεις στη σωστή σειρά
και φτιάξτε προτάσεις για να
περιγράψετε τι κάνουν τα παιδιά
στην εικόνα:**

✓ drinking/lemonade/Barbara/is

.....

**✓ dancing/on/teacher's/is/John/the/
chair**

.....

.....

✓ Mike/reading/ /comic/is/a

.....

✓ Sheila/talking/and/Mary/are

.....

✓ crisps/is/eating/George

.....

✓ writing/on/the/Jim/wall/is

.....

✓ Betty/to/listening/music/is

.....

✓ Philip/are/drawing/and/David

.....

✓ Andrew/sleeping/is

.....

✓ are/Mark/and/a/board/Pat/game/
playing

.....

.....

✓ are/Sarah/and/Sophia/dancing

.....



MY GRAMMAR CORNER

4.2 Χρονικές προθέσεις

In the winter, In September, On Mondays, On the 24th of June

Με τις εποχές και τους μήνες χρησιμοποιούμε το **in** και με τις μέρες και τις ημερομηνίες χρησιμοποιούμε το **on**.

5.1a Ο χρόνος Present Simple

Ο **Present Simple** είναι ο χρόνος που εκφράζει κάτι μόνιμο, μια αλήθεια ή μια συνήθεια. Η συνήθεια αυτή μπορεί να είναι προσωπική ή να είναι εθνική, να είναι δηλαδή ένα έθιμο. Όταν εκφράζει μια συνήθεια ή ένα έθιμο, πολλές φορές “πάει παρέα” με λέξεις ή φράσεις που

μας πληροφορούν για το πόσο συχνά γίνεται αυτή η συνήθεια ή αυτό το έθιμο. Τέτοιες λέξεις ή φράσεις είναι τα επιρρήματα συχνότητας-adverbs of frequency (δες στο 5.1c) ή/και οι φράσεις με τη λέξη every (e.g. every day, every week, every Monday). Ο Present Simple αλλάζει μορφή στο 3ο ενικό πρόσωπο (he, she, it). Μπαίνει στο τέλος της λέξης ένα -s. Κάποιες φορές γίνονται ορθογραφικές αλλαγές, όταν προστίθεται αυτό το -s (δες στο 5.1b). Δες στον πίνακα δύο παραδείγματα για το πώς κλίνεται:

Affirmative

I play/watch

You play/watch

He plays/watches

She plays/watches

It plays/watches

We play/watch

You play/watch

They play/watch

Negative

Long form

I do not play/watch

You do not play/watch

He does not play/watch

She does not play/watch

It does not play/watch

We do not play/watch

You do not play/watch

They do not play/watch

Negative

Short form

I don't play/watch
You don't play/watch
He doesn't play/watch
She doesn't play/watch
It doesn't play/watch
We don't play/watch
You don't play/watch
They don't play/watch

Interrogative

Do I play/watch?
Do you play/watch?
Does he play/watch?
Does she play/watch?
Does it play/watch?
Do we play/watch?
Do you play/watch?
Do they play/watch?

5.1b Ορθογραφικοί κανόνες για το -s του 3ου ενικού

Σε ορισμένες περιπτώσεις η ορθογραφία της λέξης αλλάζει, όταν προσθέτουμε το -s του 3ου ενικού στον Present Simple. Συγκεκριμένα:

✓ Όταν η λέξη τελειώνει σε -s, -ss, sh, -ch, -x, -z, -o προσθέτουμε -es αντί για -s e.g. watch - watches, kiss - kisses, wash - washes, do - does

✓ Όταν η λέξη τελειώνει σε -y και πριν από αυτό υπάρχει σύμφωνο, τότε βάζουμε την κατάληξη -ies e.g. study - studies, carry - carries, αλλά play - plays (φωνήεν πριν το -y)

5.1c Επιρρήματα συχνότητας (Adverbs of frequency)

Πολλές φορές, όταν ο present simple εκφράζει κάποια συνήθεια ή έθιμό μας, συνοδεύεται από λέξεις

που μας πληροφορούν για το πόσο συχνά γίνεται αυτή η συνήθεια ή αυτό το έθιμο. Είναι οι λέξεις που απαντάνε στην ερώτηση **How often**? (πόσο συχνά.....;). Οι λέξεις αυτές λέγονται επιρρήματα συχνότητας (**adverbs of frequency**) και τα πιο βασικά από αυτά είναι τα παρακάτω:

always (πάντα), **usually** (συνήθως), **often** (συχνά), **sometimes** (μερικές φορές), **never** (ποτέ)

6.2 Ερωτήσεις στον Present Simple

Όταν φτιάχνουμε ερωτήσεις στον **present simple**, χρησιμοποιούμε τις λέξεις **do** και **does**. Το **does** χρησιμοποιείται για το τρίτο ενικό πρόσωπο (**he, she, K**) και το **do** για όλα τα υπόλοιπα πρόσωπα (**I, you,**

we, you, they). Βάζουμε τις λέξεις αυτές μπροστά από το πρόσωπο για το οποίο ρωτάμε και μετά από το πρόσωπο βάζουμε το ρήμα απλό (χωρίς δηλαδή καμιά κατάληξη) e.g. How often do you brush your teeth?

I brush my teeth three times a day. Where does the caretta caretta nest?

It nests in Greece.

7.1a Ο χρόνος Present Continuous

Ο Present Continuous είναι ο χρόνος που εκφράζει κάτι που κάνουμε τώρα, τη στιγμή που μιλάμε. Φτιάχνεται με τις λέξεις am, are, is (το ρήμα to be) και το ρήμα στο οποίο προσθέτουμε την κατάληξη -ing. Δες στον πίνακα ένα παράδειγμα για το πώς κλίνεται:

Affirmative

I am washing

You are washing

He is washing

She is washing

It is washing

We are washing

You are washing

They are washing

Negative

Long form

I am not washing

You are not washing

He is not washing

She is not washing

It is not washing

We are not washing

You are not washing

They are not washing

Negative

Short form

I' m not washing
You aren't washing
He isn't washing
She isn't washing
It isn't washing
We aren't washing
You aren't washing
They aren't washing

Interrogative

Am I washing?
Are you washing?
Is he washing?
Is she washing?
Is it washing?
Are we washing?
Are you washing?
Are they washing?

7.1b Η ορθογραφία των ρημάτων όταν προσθέτουμε την κατάληξη -ing

Όταν προσθέτουμε την κατάληξη -ing, σε κάποια ρήματα αλλάζει η ορθογραφία. Αυτές είναι οι περιπτώσεις όπου υπάρχουν ορθογραφικές αλλαγές:

✓ Το τελικό -e βγαίνει πριν προσθέσουμε το -ing

e.g. make-making, take-taking

✓ Τα τελικά σύμφωνα (εκτός από το -x) διπλασιάζονται, αν πριν από αυτά υπάρχει φωνήεν μόνο και τονισμένο

e.g. stop-stopping, swim-swimming, begin-beginning

✓ Τα τελικά -c, -g, -l, -m, -p διπλασιάζονται, αν πριν από αυτά

υπάρχει φωνήεν μονό (το -c
γίνεται -ck)

e.g. travel-travelling

✓ Τα ρήματα που τελειώνουν σε
-ie, το μετατρέπουν σε -y πριν το
-ing e.g. lie-lying

7.2 Η σχέση ανάμεσα στους Present Simple-Present Continuous

Ο Present Simple εκφράζει μια
μόνιμη κατάσταση, κάτι που ισχύει
για πάντα, ενώ ο

Present Continuous εκφράζει κάτι
προσωρινό, κάτι που δεν ισχύει για
πάντα.

e.g. **Every Monday Andrew makes
the beds, but this Monday Amy is
making the beds.**

GLOSSARY

Το λεξιλόγιό μου

UNIT 4

Seasons: autumn:

spring:

summer:

winter:

Months: April:

August:

December:

February:

January:

July:..... June:

March: May:

November:

October:

September:

Weather: it's chilly:

It's cloudy:

It's hot:

it's raining:

it's rainy:

it's snowing:

it's sunny:

it's warm:

it's windy:

The sun is shining:

Seasonal Habits:

go on holiday:

eat ice cream:

swim in the sea:

play in the park:

fly a kite:

go skiing:

Telling the time:

(a) quarter past:

(a) quarter to:

half past:

o'clock:

What's the time?/What time is it?:

.....

UNIT 5

Adverbs of frequency:

always:

never:

often:.....

sometimes:

usually:

Personal habits:

brush my teeth:

clean up my room:

do my homework:

get up early:

go to bed early:

make my bed:

take a bath:

take exercise:

wash my hands:

Christmas: brussels sprouts:

..... carols:

chimney:

Christmas pudding:

Christmas tree:
cracker:
decorate:
dessert:
dinner:
fireplace:
fried potatoes:
hang:
holiday:
mince pie:
plate:
popular:
present:
riddle:
roast beef:
roast turkey:
Santa Claus:
send:
stocking:
sweet:
toy:.....

Halloween: candy:
caramel:
donkey:
dress up:
duck (v):
fancy costume:
ghost:
goodies:
Jack-o-Lantern:
pin(v):
popular:
pumpkin:
spooky:
tail:
Trick or Treat:
witch:

UNIT 6

Animals: bird:
cow:
duck:
goldfish:

iguana:
seal:
sheep:
tortoise:
Caretta caretta: a hundred:
a thousand:
breathe:
danger:
flipper:
front:
lay:
live:
lung:
Mediterranean Sea:
.....
move:
nest(v):
rear:
rescue centre:
shell:
survive:

Food animals eat:

ant:

bamboo:

deer:

goat:

grass:

octopus:

pig:

root:

squid:

wild:

UNIT 7

Helping around the house:

cook dinner:

iron the clothes:

make the beds:

set the table:

sweep:

wash the floor:

wash up:

water the plants:

Jobs: bake:
baker:
beauty salon:
bread:
bus driver:
customer:
firefighter:
hairdresser:
hospital:
interview:
medicine:
nurse:
patient:
police officer/policeman:
.....
reporter:
restaurant:
serve:
shop assistant:
singer:
teacher:
waiter:

Contents

LESSON	pp.
Unit 4: TIME	7-23
2. What's the weather like?	7-15
3. Weather around the world	16-23
Unit 5: HABITS AND CUSTOMS	24-55
1. It's only a dream!	26-34
2. British customs	35-43
3. Finding out about habits and customs	44-55
Unit 6: ANIMALS	56-90
1. My pet	58-67
2. A visit to the Sea Turtle Rescue Centre	68-80
3. Animals in danger	81-90

LESSON	pp.
Unit 7: WHAT ARE YOU DOING	91-119
1. Helping around the house	93-101
2. What do you do?	102-110
3. Tell me about your job	111-119
APPENDIX I	120-137
APPENDIX II	138-148
APPENDIX III	149-159

Βάσει του ν. 3966/2011 τα διδακτικά βιβλία του Δημοτικού, του Γυμνασίου, του Λυκείου, των ΕΠΑ.Λ. και των ΕΠΑ.Σ. τυπώνονται από το ΙΤΥΕ - ΔΙΟΦΑΝΤΟΣ και διανέμονται δωρεάν στα Δημόσια Σχολεία. Τα βιβλία μπορεί να διατίθενται προς πώληση, όταν φέρουν στη δεξιά κάτω γωνία του εμπροσθόφυλλου ένδειξη «ΔΙΑΤΙΘΕΤΑΙ ΜΕ ΤΙΜΗ ΠΩΛΗΣΗΣ». Κάθε αντίτυπο που διατίθεται προς πώληση και δεν φέρει την παραπάνω ένδειξη θεωρείται κλεψίτυπο και ο παραβάτης διώκεται σύμφωνα με τις διατάξεις του άρθρου 7 του νόμου 1129 της 15/21 Μαρτίου 1946 (ΦΕΚ 1946,108, Α').

Απαγορεύεται η αναπαραγωγή οποιουδήποτε τμήματος αυτού του βιβλίου, που καλύπτεται από δικαιώματα (copyright), ή η χρήση του σε οποιαδήποτε μορφή, χωρίς τη γραπτή άδεια του Υπουργείου Παιδείας, Θρησκευμάτων και Αθλητισμού / ΙΤΥΕ - ΔΙΟΦΑΝΤΟΣ.