

ΥΠΟΥΡΓΕΙΟ ΠΑΙΔΕΙΑΣ ΚΑΙ ΘΡΗΣΚΕΥΜΑΤΩΝ

A1 LEVEL ACTIVITY BOOK
For the 3rd Grade

magic book 2



Θωμάη Αλεξίου
Μαρίνα Μαθθαιουδάκη



Το έντυπο αυτό δημιουργήθηκε στο πλαίσιο της Πράξης: «Νέες Πολιτικές Ξενόγλωσσης Εκπαίδευσης στο Σχολείο: Η Εκμάθηση της Αγγλικής στην Πρώιμη Παιδική Ηλικία» που υλοποιείται από το Εθνικό και Καποδιστριακό Πανεπιστήμιο Αθηνών, με ιδρυματική υπεύθυνη την καθηγήτρια Β. Δενδρινού, μέσω του Επιχειρησιακού Προγράμματος «Εκπαίδευση και Δια Βίου Μάθηση» και συγχρηματοδοτείται από την Ευρωπαϊκή Ένωση (Ευρωπαϊκό Κοινωνικό Ταμείο, Ε.Κ.Τ.) και από Εθνικούς Πόρους.

Ειδικότερα:

1. Για την κατηγορία πράξης «Εφαρμογή ξενόγλωσσων προγραμμάτων σπουδών στην Πρωτοβάθμια & Δευτεροβάθμια εκπαίδευση», με κωδικό: 01.72.11.04, για την πράξη «Νέες Πολιτικές Ξενόγλωσσης Εκπαίδευσης στο Σχολείο: Η εκμάθηση της Αγγλικής σε Πρώιμη Παιδική Ηλικία – ΑΠ1», Κωδικός **MIS 299506**, η οποία εντάσσεται και χρηματοδοτείται στο πλαίσιο του Άξονα Προτεραιότητας 1: «Αναβάθμιση της ποιότητας της εκπαίδευσης και προώθηση της κοινωνικής ενσωμάτωσης στις 8 Περιφέρειες Σύγκλισης (ΑΝΑΤΟΛΙΚΗ ΜΑΚΕΔΟΝΙΑ – ΘΡΑΚΗ / ΘΕΣΣΑΛΙΑ / ΗΠΕΙΡΟΣ / ΙΟΝΙΑ ΝΗΣΙΑ / ΔΥΤΙΚΗ ΕΛΛΑΔΑ / ΠΕΛΟΠΟΝΝΗΣΟΣ / ΒΟΡΕΙΟ ΑΙΓΑΙΟ / ΚΡΗΤΗ)»
2. Για την κατηγορία πράξης «Εφαρμογή ξενόγλωσσων προγραμμάτων σπουδών στην Πρωτοβάθμια & Δευτεροβάθμια εκπαίδευση», με κωδικό: 02.72.11.04, για την πράξη «Νέες Πολιτικές Ξενόγλωσσης Εκπαίδευσης στο Σχολείο: Η εκμάθηση της Αγγλικής σε Πρώιμη Παιδική Ηλικία – ΑΠ2» Κωδικός **MIS 299512**, η οποία εντάσσεται και χρηματοδοτείται στο πλαίσιο του Άξονα Προτεραιότητας 2: «Αναβάθμιση της ποιότητας της εκπαίδευσης και προώθηση της κοινωνικής ενσωμάτωσης στις 3 Περιφέρειες Σταδιακής Εξόδου (ΚΕΝΤΡΙΚΗ ΜΑΚΕΔΟΝΙΑ / ΔΥΤΙΚΗ ΜΑΚΕΔΟΝΙΑ / ΑΤΤΙΚΗ)»
3. Για την κατηγορία πράξης «Εφαρμογή ξενόγλωσσων προγραμμάτων σπουδών στην Πρωτοβάθμια & Δευτεροβάθμια εκπαίδευση», με κωδικό: 03.72.11.04, για την πράξη «Νέες Πολιτικές Ξενόγλωσσης Εκπαίδευσης στο Σχολείο: Η εκμάθηση της Αγγλικής σε Πρώιμη Παιδική Ηλικία – ΑΠ3» Κωδικός **MIS 299514**, η οποία εντάσσεται και χρηματοδοτείται στο πλαίσιο του Άξονα Προτεραιότητας 3: «Αναβάθμιση της ποιότητας της εκπαίδευσης και προώθηση της κοινωνικής ενσωμάτωσης στις 2 Περιφέρειες Σταδιακής Εισόδου (ΣΤΕΡΕΑ ΕΛΛΑΔΑ / ΝΟΤΙΟ ΑΙΓΑΙΟ)»



ΕΛΛΗΝΙΚΗ ΔΗΜΟΚΡΑΤΙΑ
Εθνικό και Καποδιστριακό
Πανεπιστήμιο Αθηνών



Ευρωπαϊκή Ένωση
Ευρωπαϊκό Κοινωνικό Ταμείο



ΕΠΙΧΕΙΡΗΣΙΑΚΟ ΠΡΟΓΡΑΜΜΑ
ΕΚΠΑΙΔΕΥΣΗ ΚΑΙ ΔΙΑ ΒΙΟΥ ΜΑΘΗΣΗ
επένδυση στην κοινωνία της γνώσης

ΥΠΟΥΡΓΕΙΟ ΠΑΙΔΕΙΑΣ ΚΑΙ ΘΡΗΣΚΕΥΜΑΤΩΝ
ΕΙΔΙΚΗ ΥΠΗΡΕΣΙΑ ΔΙΑΧΕΙΡΙΣΗΣ

Με τη συγχρηματοδότηση της Ελλάδας και της Ευρωπαϊκής Ένωσης



ΕΣΠΑ
2007-2013
Πρόγραμμα για την ανάπτυξη
ΕΥΡΩΠΑΪΚΟ ΚΟΙΝΩΝΙΚΟ ΤΑΜΕΙΟ



**magic
book 2**
ACTIVITY BOOK

Βάσει του ν. 3966/2011 τα διδακτικά βιβλία του Δημοτικού, του Γυμνασίου, του Λυκείου, των ΕΠΑ.Λ. και των ΕΠΑ.Σ. τυπώνονται από το ΙΤΥΕ - ΔΙΟΦΑΝΤΟΣ και διανέμονται δωρεάν στα Δημόσια Σχολεία. Τα βιβλία μπορεί να διατίθενται προς πώληση, όταν φέρουν στη δεξιά κάτω γωνία του εμπροσθόφυλλου ένδειξη «ΔΙΑΤΙΘΕΤΑΙ ΜΕ ΤΙΜΗ ΠΩΛΗΣΗΣ». Κάθε αντίτυπο που διατίθεται προς πώληση και δεν φέρει την παραπάνω ένδειξη θεωρείται κλεψίτυπο και ο παραβάτης διώκεται σύμφωνα με τις διατάξεις του άρθρου 7 του νόμου 1129 της 15/21 Μαρτίου 1946 (ΦΕΚ 1946, 108, Α').

Απαγορεύεται η αναπαραγωγή οποιουδήποτε τμήματος αυτού του βιβλίου, που καλύπτεται από δικαιώματα (copyright), ή η χρήση του σε οποιαδήποτε μορφή, χωρίς τη γραπτή άδεια του Υπουργείου Παιδείας, Έρευνας και Θρησκευμάτων / ΙΤΥΕ - ΔΙΟΦΑΝΤΟΣ.



Επιστημονική Υπεύθυνη Έργου:

Βασιλική Δενδρινού

Επιστημονική Επιμέλεια και Συντονισμός Συγγραφής Εγχειριδίου:

Θωμαή Αλεξίου & Μαρίνα Ματθαιουδάκη

Συγγραφική ομάδα:

Θωμαή Αλεξίου & Μαρίνα Ματθαιουδάκη
Μέλη Δ.Ε.Π., Τμήμα Αγγλικής Γλώσσας και
Φιλολογίας, Α.Π.Θ.

Θωμάς Ζαπουνίδης
Ιωάννα Ζιάκα

Κατερίνα Καϊκτσή
Βάνα Κουταλακίδου
Χρύσα Λασκαρίδου

Νίκος Τσιαδήμος
Εκπαιδευτικοί ΠΕ06, 3ου Δημοτικού Σχολείου
Ευόσμου, Πρότυπου Πειραματικού Σχολείου
Τμήματος Αγγλικής Γλώσσας και Φιλολογίας,
Α.Π.Θ.

Συνεργάτες δημιουργίας υλικού:

Catherine Moss
Lisa Murray

Σκιτσογράφος-Γραφίστας:

Αλέξανδρος Ταγαρίδης

Μουσική επιμέλεια-Σύνθεση:

Βασιλική Κωνσταντίνου

Μουσικοί:

Δημήτρης Θωμάς – Τύμπανα

Παναγιώτης Έντβιν Παναγιώτη - Φλάουτο,
φλογέρα *soprano*, φλογέρα *soprano*

Κων/νος Παπαγιαννίδης - Ούτι, λαούτο, μαντολίνο

Σπυρίδων Φιλιππίδης - Κλασική κιθάρα, ηλεκτρική
κιθάρα, ηλεκτρικό μπάσο

Διόρθωση κειμένων:

James Milton

Γραμματειακή υποστήριξη:

Mona Siksek

Ηχολήπτης/studio:

Polytrophon (Αθανάσιος Καζαντζής)

Φυσικοί ομιλητές στα ηχητικά αρχεία:

Robert Alcock

Edgar Joyce

Joanne Nikolaidis

Nicola Rehling

Chrissie Taylor

Τραγουδούν οι:

Κυβέλη Κάππου

Σίσσυ Νικολαΐδου

Γιώργος Τσιβρανίδης

Θοδωρής Τσιβρανίδης

Evelyn Charalabides

ISBN: 978-960-06-4447-0



Το έντυπο αυτό δημιουργήθηκε στο πλαίσιο της Πράξης: «Νέες Πολιτικές Ξενόγλωσσης Εκπαίδευσης στο Σχολείο: Η Εκμάθηση της Αγγλικής στην Πρώιμη Παιδική Ηλικία» που υλοποιείται από το Εθνικό και Καποδιστριακό Πανεπιστήμιο Αθηνών, με ιδρυματική υπεύθυνη την καθηγήτρια Β. Δενδρινού, μέσω του Επιχειρησιακού Προγράμματος «Εκπαίδευση και Δια Βίου Μάθηση» και συγχρηματοδοτείται από την Ευρωπαϊκή Ένωση (Ευρωπαϊκό Κοινωνικό Ταμείο, Ε.Κ.Τ.) και από Εθνικούς Πόρους.

Ειδικότερα:

1. Για την κατηγορία πράξης «Εφαρμογή Ξενόγλωσσων προγραμμάτων σπουδών στην Πρωτοβάθμια & Δευτεροβάθμια εκπαίδευση», με κωδικό: 01.72.11.04, για την πράξη «Νέες Πολιτικές Ξενόγλωσσης Εκπαίδευσης στο Σχολείο: Η εκμάθηση της Αγγλικής σε Πρώιμη Παιδική Ηλικία – ΑΠ1», Κωδικός **MIS 299506**, η οποία εντάσσεται και χρηματοδοτείται στο πλαίσιο του Άξονα Προτεραιότητας 1: «Αναβάθμιση της ποιότητας της εκπαίδευσης και προώθηση της κοινωνικής ενσωμάτωσης στις 8 Περιφέρειες Σύγκλισης (ΑΝΑΤΟΛΙΚΗ ΜΑΚΕΔΟΝΙΑ – ΘΡΑΚΗ / ΘΕΣΣΑΛΙΑ / ΗΠΕΙΡΟΣ / ΙΟΝΙΑ ΝΗΣΙΑ / ΔΥΤΙΚΗ ΕΛΛΑΔΑ / ΠΕΛΟΠΟΝΝΗΣΟΣ / ΒΟΡΕΙΟ ΑΙΓΑΙΟ / ΚΡΗΤΗ)»
2. Για την κατηγορία πράξης «Εφαρμογή Ξενόγλωσσων προγραμμάτων σπουδών στην Πρωτοβάθμια & Δευτεροβάθμια εκπαίδευση», με κωδικό: 02.72.11.04, για την πράξη «Νέες Πολιτικές Ξενόγλωσσης Εκπαίδευσης στο Σχολείο: Η εκμάθηση της Αγγλικής σε Πρώιμη Παιδική Ηλικία – ΑΠ2» Κωδικός **MIS 299512**, η οποία εντάσσεται και χρηματοδοτείται στο πλαίσιο του Άξονα Προτεραιότητας 2: «Αναβάθμιση της ποιότητας της εκπαίδευσης και προώθηση της κοινωνικής ενσωμάτωσης στις 3 Περιφέρειες Σταδιακής Εξόδου (ΚΕΝΤΡΙΚΗ ΜΑΚΕΔΟΝΙΑ / ΔΥΤΙΚΗ ΜΑΚΕΔΟΝΙΑ / ΑΤΤΙΚΗ)»
3. Για την κατηγορία πράξης «Εφαρμογή Ξενόγλωσσων προγραμμάτων σπουδών στην Πρωτοβάθμια & Δευτεροβάθμια εκπαίδευση», με κωδικό: 03.72.11.04, για την πράξη «Νέες Πολιτικές Ξενόγλωσσης Εκπαίδευσης στο Σχολείο: Η εκμάθηση της Αγγλικής σε Πρώιμη Παιδική Ηλικία – ΑΠ3» Κωδικός **MIS 299514**, η οποία εντάσσεται και χρηματοδοτείται στο πλαίσιο του Άξονα Προτεραιότητας 3: «Αναβάθμιση της ποιότητας της εκπαίδευσης και προώθηση της κοινωνικής ενσωμάτωσης στις 2 Περιφέρειες Σταδιακής Εισόδου (ΣΤΕΡΕΑ ΕΛΛΑΔΑ / ΝΟΤΙΟ ΑΙΓΑΙΟ)»



ΕΛΛΗΝΙΚΗ ΔΗΜΟΚΡΑΤΙΑ
Εθνικό και Καποδιστριακό
Πανεπιστήμιο Αθηνών



Ευρωπαϊκή Ένωση
Ευρωπαϊκό Κοινωνικό Ταμείο



ΕΠΙΧΕΙΡΗΣΙΑΚΟ ΠΡΟΓΡΑΜΜΑ
ΕΚΠΑΙΔΕΥΣΗ ΚΑΙ ΔΙΑ ΒΙΟΥ ΜΑΘΗΣΗ
επένδυση στην κοινωνία της γνώσης

ΥΠΟΥΡΓΕΙΟ ΠΑΙΔΕΙΑΣ ΚΑΙ ΘΡΗΣΚΕΥΜΑΤΩΝ
ΕΙΔΙΚΗ ΥΠΗΡΕΣΙΑ ΔΙΑΧΕΙΡΙΣΗΣ

Με τη συγχρηματοδότηση της Ελλάδας και της Ευρωπαϊκής Ένωσης



ΕΣΠΑ
2007-2013
Πρόγραμμα για την ανάπτυξη
ΕΥΡΩΠΑΪΚΟ ΚΟΙΝΩΝΙΚΟ ΤΑΜΕΙΟ

Table of Contents

5	Pre-Unit: WELCOME TO THE MAGIC LETTERLAND	
21	Unit 1: KELLY	
21	Lesson 1: Come and play!	
23	Lesson 2: A magic key!	
25	Lesson 3: We're pirates!	
29	Unit 2: CAPTAIN COOK	
29	Lesson 1: The magic map	
31	Lesson 2: On the big island	
33	Lesson 3: The dragon's house	
37	Unit 3: THE ANT AND THE CRICKET	
37	Lesson 1: It's summer	
39	Lesson 2: Autumn's here!	
41	Lesson 3: It's winter	
45	Unit 4: THE WEASEL AND THE MOLE	
45	Lesson 1: In the cellar	
47	Lesson 2: Time for lunch	
49	Lesson 3: The right kind of food	
53	Unit 5: THE ANIMAL SCHOOL	
53	Lesson 1: School is fun	
55	Lesson 2: Lessons at the animal school	
57	Lesson 3: A bright world	
61	Unit 6: THE EMPEROR'S NEW CLOTHES	
61	Lesson 1: Nothing looks right	
63	Lesson 2: The emperor's special suit	
65	Lesson 3: At the festival	
69	Unit 7: ARTHUR AND HIS FAMILY	
69	Lesson 1: Play with me	
71	Lesson 2: We can't find Arthur!	
73	Lesson 3: My favourite place	
77	Unit 8: DAEDALUS AND ICARUS	
77	Lesson 1: The palace of Minos	
79	Lesson 2: In prison	
81	Lesson 3: Icarus in the sea	
85	Unit 9: PLANET RECYCLON	
85	Lesson 1: In the forest	
87	Lesson 2: The green planet	
89	Lesson 3: Help the planet	
93	Unit 10: THE MAGIC ISLAND	
93	Lesson 1: Be kind	
95	Lesson 2: Love for people	
97	Lesson 3: Magic Gameland!	
101	CUT - OUTS	

	Magic Letterland index
Aa	7
Bb	7
Cc	6
Dd	10
Ee	12
Ff	8
Gg	11
Hh	8
Ii	11
Jj	12
Kk	9
Ll	9
Mm	13
Nn	13
Oo	6
Pp	14
Qq	14
Rr	15
Ss	15
Tt	10
Uu	16
Vv	16
Ww	17
Xx	17
Yy	18
Zz	18
ee	19
ey	19
ch	20
sh	20

Welcome to the Magic Letterland!



Cc / Oo



1. Join the letters.

c C


2. Circle and write the letters.

c at

___omputer

___lock

3. Join the dots and colour the picture.



1. Join the letters.

c O


o C

2. Circle and write the letters.

___ctopus

___range



cl___ck



Aa / Bb



1. Join the letters.



2. Choose the right letter and write.


o/a/c octopus

o/a/c _nt

o/a/c _range

o/a/c _omputer


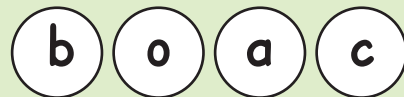
o/a/c _pple



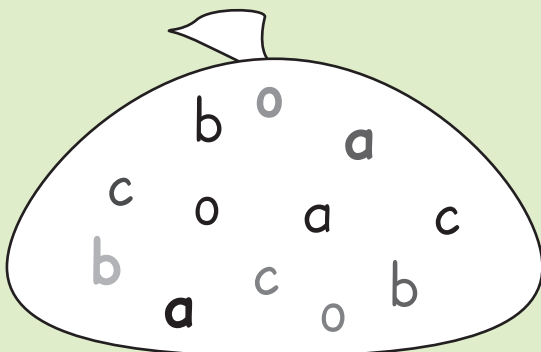
3. Colour a pink cat, an orange octopus and a blue ant.




1. Join the letters.



2. Find and circle the letter a.



3. Listen, circle and colour.



Ff / Hh

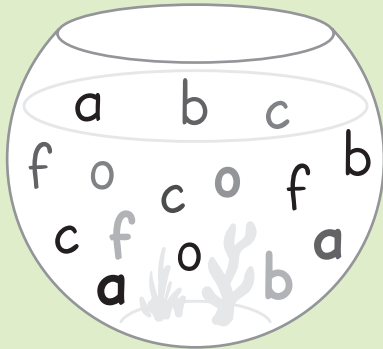


1. Join the letters.


c a o b f

O B F A C

2. Circle the letter f.



3. Find the letters.



1. Join the letters.


h f c o b a

C O F A H B

2. Find and circle the hidden letters.



3. Picture Bingo.





Kk / Ll



1. Join the letters.

o b f k a c

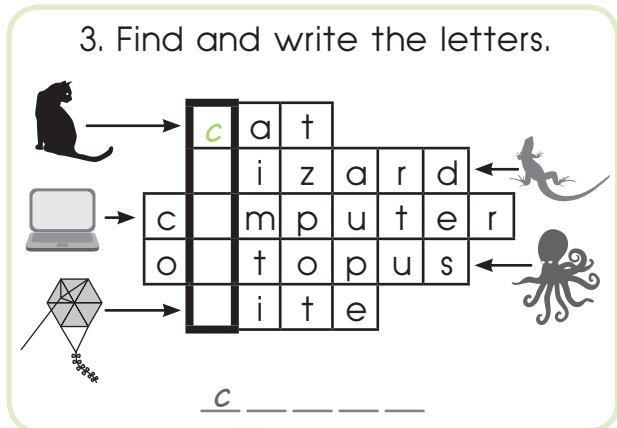
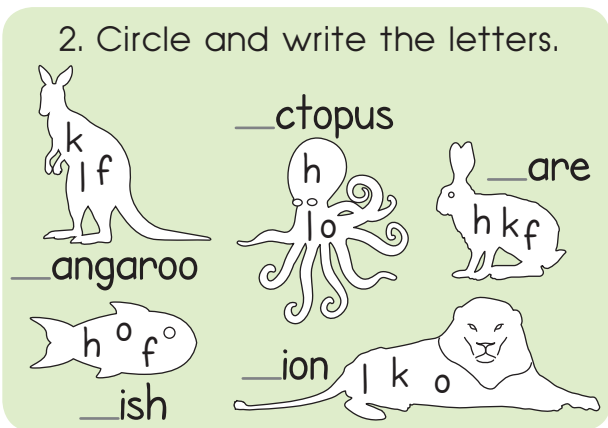
F A C O B K



1. Join the letters.

b h l k a f

H A F L K B



Tt / Dd



1. Join the letters.

h b k a l t

B T H K A L

2. Find the odd one out.

l

k

t

3. Listen and colour.



1. Join the letters.

d c f o t b

T B D C F O

2. Match and colour the pictures.

(A green arrow points from the lion to the lizard.)

3. Circle the 6 words.

k	a	n	g	a	r	o	o
o	d	b	a	f	e	l	t
b	h	a	r	e	i	h	a
e	f	l	c	o	s	k	o
t	e	l	e	p	h	o	n

Gg / li



1. Join the letters.

g o f c t d

C T G D F O

2. Choose and write the letters.

3. Find the letters and write the word.

☆ate
 ▲pple
 bea ✦
 lizar ●
 har ■
 ora ◆ge

☆ ▲ ✦ ● ■ ◆



1. Join the letters.

k c t g f l

L G F K C T


2. Find the letters.

g i d t k

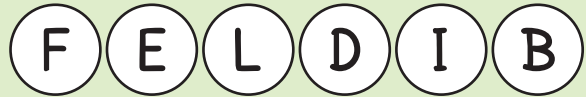
3. Find and circle the words.

indiangardentigerdoor, nigloantcator, angeballfishharekite lion

Ee/ Jj



1. Join the letters.




2. Listen and write the letters.

__gg __ish

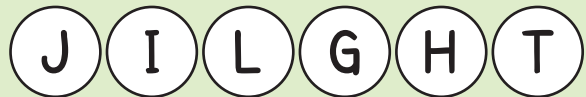
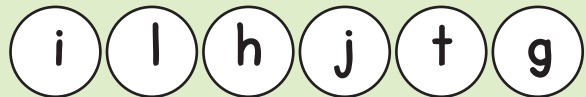
__oor __ite

__gloo __elephone







3. Colour a pink elephant, a yellow dog and a purple lizard.



1. Join the letters.



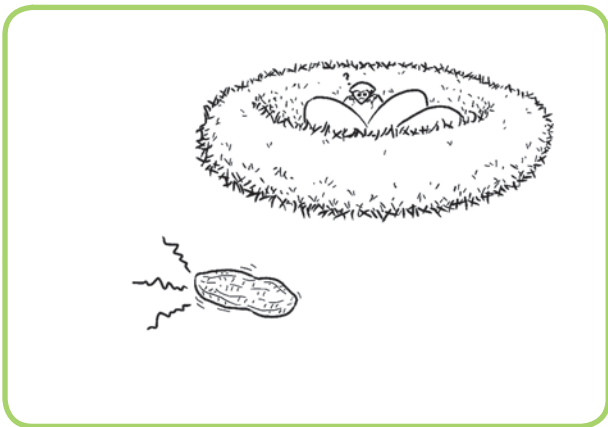
2. Choose the right letter and write.

- o/a/c __range → 
- k/l/t __angaroo → 
- d/b/h __og → 
- j/g/k __ar → 
- c/e/g __lephant → 
- g/o/a __ate → 

3. What's missing?

	egg	jam	
	igloo		gate

Nn / Mm




1. Join the letters.

c t h o n e

N H T E O C

2. Find the right picture.



3. Delete the letters that appear twice and write the word.

n	j	g	l	i	d
k	e	h	g	k	s
i	h	d	t	j	l




1. Join the letters.

f n c h m o

M N H C O F

2. Circle and write the letters.



__lephant

__ouse

__ut

3. Listen and write the letters.

The __ouse __akes

the __onkey __ad.

__ad, __ad, __ad!

Pp / Qq



1. Join the letters.


g n b a m d

M A N G D B

2. Find the odd one out.

p	m	j	e

3. Colour: animals → red, food → blue, places → orange.



1. Join the letters.

g d k o c e

K O C D E G

2. Match and colour the pictures.

3. Join the dots and write the letter.

Rr / Ss



1. Join the letters.

b j e l r i

R E B J I L

2. Match the letter with the pictures.

p r

q m

3. Picture crossword.



1. Join the letters.

j k s c i g

S C K J G I

2. Circle and write the letters.

seal —

rabbit —

quilt —

park —

3. Listen, circle and colour.

Uu / Vv




1. Join the letters.

d q c g o u


Q O G C U D

2. Find the letters.



3. Delete the letters that appear three times and write the word.

s	u	q	p	n	j	m	i
g	j	n	b	r	s	d	p
q	e	s	d	i	l	j	g
i	p	l	g	n	d	a	q



1. Join the letters.


c m u v o n

V U O C N M


2. Circle the letters v, u, s, r.

velvet sea
 violet umbrella
 jar
 nut octopus
 seal bear vase

3. Draw lines, find the picture and write.



Ww / Xx



1. Join the letters.


n h w v u m

W U V M H N

2. Circle the pictures beginning with w, v, u, r.



3. Picture Bingo.




1. Join the letters.

w j k x s t

X K S W T J

2. Find and circle the words.



3. Find the letters and write the word.

▽ish

vi□let

bo★



▽ □ ★
_ _ _

Yy / Zz



1. Join the letters.

h f c o b a

C O F A H B

2. Find, colour and write the hidden letters.

— — — j — —

3. Find the magic word.



1. Join the letters.

z x n j m s

N M Z S J X


2. Listen and number.

3. Name the animals.

ee / ey



1. I can spy... ee.



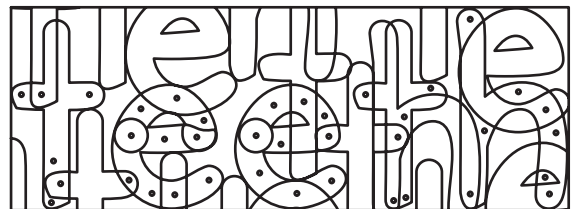
2. Listen and write the letters.

Hello ch___ky mouse!

You are so sw___t with the

ch___se in your t___th!

3. Colour the picture and find the word.



1. Listen and write the letters.

A monk___


with a k___,

hello, little monk___!

2. I spy... a monkey, teeth, a zebra, a key and a box.




3. Find and circle the words.



ch/ sh



1. Match the letters with the pictures.




2. Listen and write the letters.

___ eese and ___ ips
and tasty dips.

Tasty dips with ___ eese
and ___ ips.

3. Colour the pictures:
ey → green, ch → blue.




1. I can spy... sh.

shell ship sea
seal shoe
fish octopus

2. Listen and match.

shell	chips
monkey	key
cheese	sweet
cheeky	shoe

3. Help the mouse find the cheese and say the words.



Unit 1

Kelly

Lesson 1: Come and play!



1. Read and match.




This is my monkey.

Who's this?

Hi, little girl. I'm Billy.

I'm happy.

Come and play.



2. Circle the words.



m o n k e y
 m a g i c
 h a p p y
 s t u d e n t
 s
 l i t t l e
 g i r l



3. Write the missing letters.



I'm B i l l y.




I'm ap y.



Hi, i tle irl.



I'm F o a.



That's my on ey.



I'm st o g.



4. Colour the magic picture.

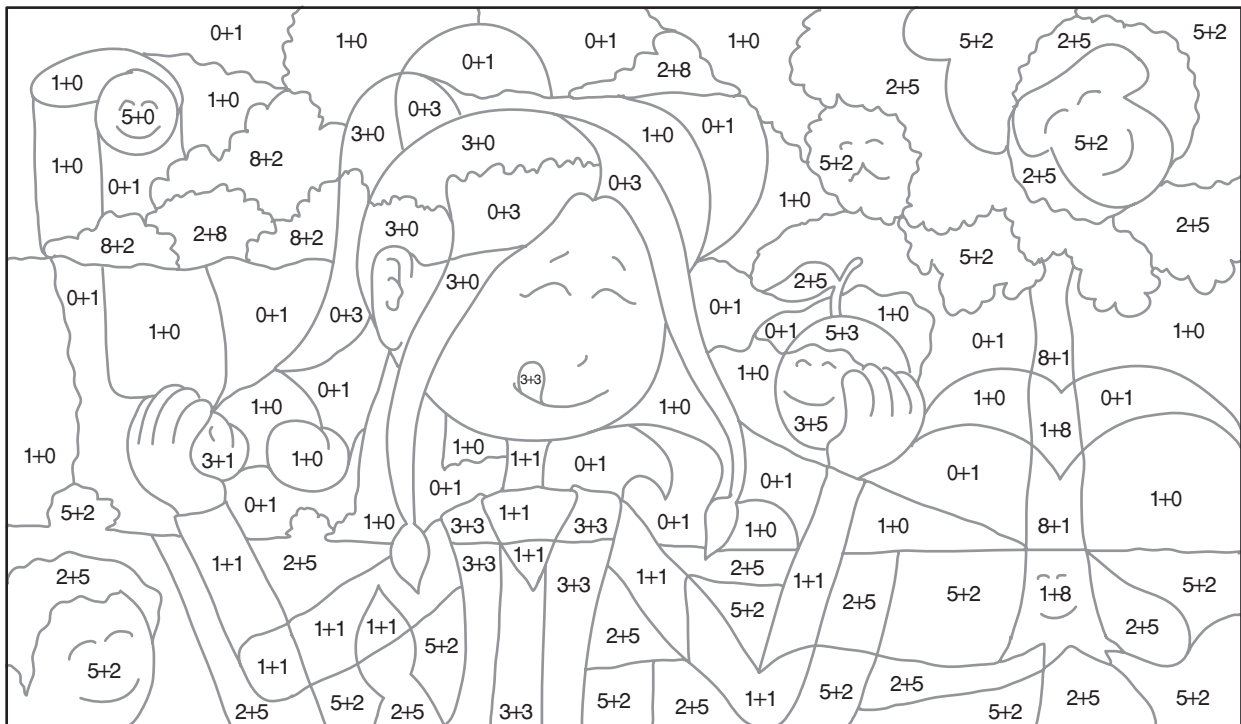
1 = light blue
2 = dark blue

3 = pink
4 = purple

5 = yellow
6 = red

7 = green
8 = orange




9 = brown
10 = grey




Who's this? This is _____

Lesson 2: A magic key!

1. Listen and number the correct picture.




2. Circle the correct word.



- 1. The stone is in / on the pond.
- 2. The key is under / in the grass.
- 3. The flower is in / under the tree.

- 4. The key is under / in the nest. >>
- 5. The flower is in / under the nest. >>



3. Write the words and say the chant.



Look for a, look for a




Look for a under the



4. Spot the differences.

In picture 1, the nest is under the tree.
In picture 2, the nest is in the tree.



5. Do the crossword.



- 1.
- 2.
- 3.
- 4.
- 5.
- 6.
- 7.
- 8.

	1.		2.				
3.	g						
	a						
	r	4.					
	d				5.		
	e	6.					
7.			n				
					8.		

Lesson 3: We're pirates!



1. Look and answer.

1. Who's happy?




Kelly

2. Who's excited?



3. What's in the box?



4. Where's the flower?



5. Who's this?



6. Can you open the door?



2. Find and say.



Who's this?


Billy!

What's this?

A key!

Who's this?

What's this?





3. Colour and find.



1. Can you find the nest?

Yes, I can / No, I can't.

2. Can you find the magic flower?

Yes, I can / No, I can't.

3. Can you find the hat?

Yes, I can / No, I can't.

4. Can you find the magic key?

Yes, I can / No, I can't.

5. Can you find the magic stone?

Yes, I can / No, I can't.



4. Can you find the magic phrase?

D	E	F	G	H	I	N	O	R	S	T



Art time!

Draw and colour your magic box! What can you find?




Draw your pirate hat using 4 colours.



Project



What can you open with your magic key?
What can you find? Draw and write.



I

.....

.....

Unit evaluation

How many stars for...?

The story



Songs and rhymes



Games / puzzles



Which are your favourite words and phrases? Write and say.



.....

.....

.....

.....

.....

Unit 2

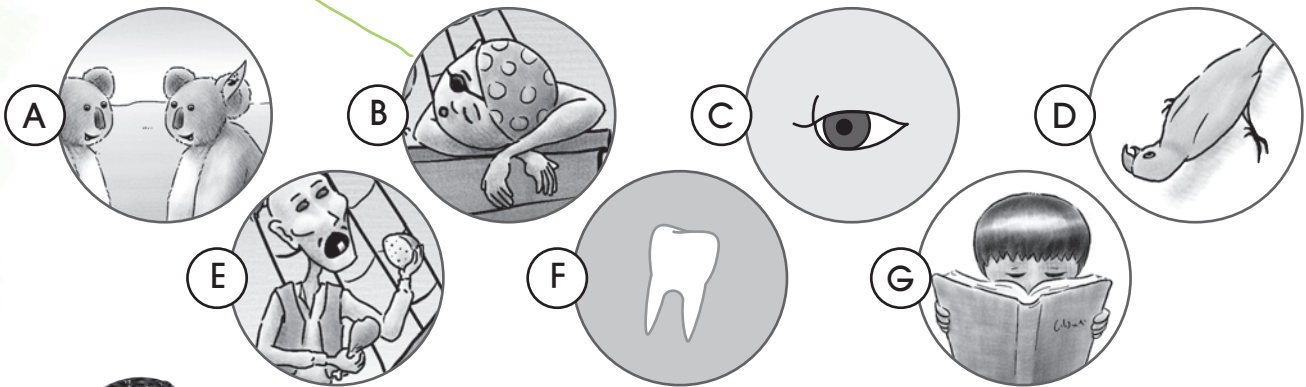
Captain Cook

Lesson 1: The magic map

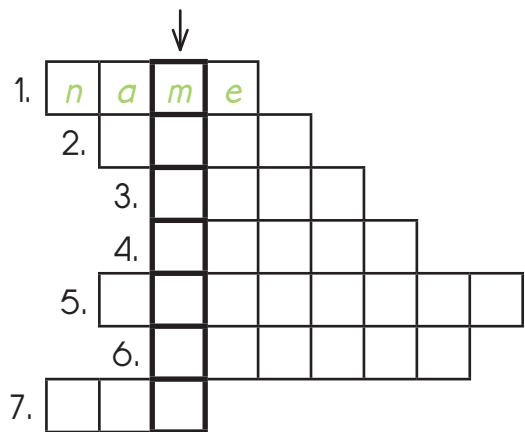


1. Match the words with the pictures.



sleep eat read koalas parrot eye tooth




2. Do the crossword and find the word.




→ m



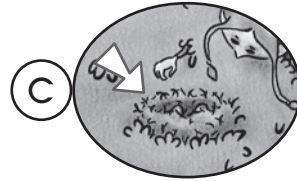
3. Circle the correct word.




tree / flower



box / bag



nest / grass



monkey / parrot






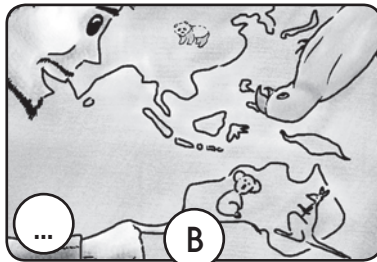
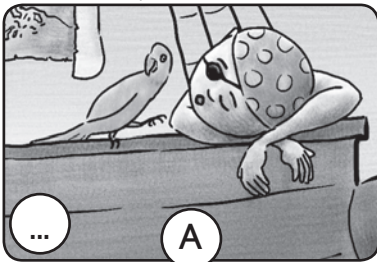
eye / tooth



eye / map



4. Listen and number.



5. Write the missing letters.



1. _ _ _ _ s



2. p _ _ _ e



3. m _ _ _ _ e



4. _ _ l e _ _ _



5. e _ _ _ _



6. r _ _ _ d

Lesson 2: On the big island



1. Match the picture with the word.





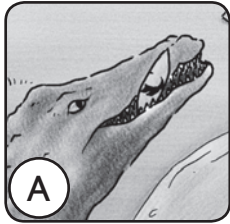
koala

crocodile

kangaroo

parrot

monkey



2. Circle the correct word.




1. Look at the happy / angry pirate!
2. Look at the cute / angry kangaroo!
3. Don't be angry / afraid!
4. I'm happy / afraid!
5. Look at the happy / angry crocodile!
6. Three excited / angry friends!

3. Put the words in the correct place.

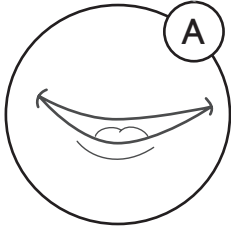


ear mouth tooth tummy eye

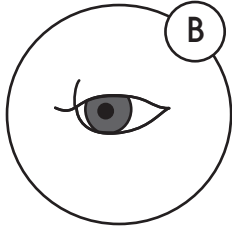





4. Circle the correct word.



mouth
tooth
ear
tummy




ear
tummy
eye
tooth



eye
tummy
mouth
tooth



eye
ear
tummy
tooth



mouth
tummy
tooth
ear



5. Can you find the magic phrase?

A	B	C	D	E	F	G	H	I	J	K	L	M
N	O	P	Q	R	S	T	U	V	W	X	Y	Z



6. Listen and write.



- Let's find the t r e a s u r e.
- Hello friends! W _ _ l c _ _ _ e to Australia.
- What's this? It's a bamboo l _ _ _ f.
- What's this in your _ _ o u _ _ ?
- Where can you find p _ _ _ d _ _ s ?
- Look, Captain! It's a p _ _ z _ _ _ e.

Lesson 3: The dragon's house




1. Look and number.





1. Hello! I'm Puff the Dragon.
2. Look for the magic things in the rooms and find the treasure!
3. Oops! It's a bamboo leaf!
4. Look! A panda on a bamboo tree!
5. What a beautiful house!





2. Read and match.




This is a bedroom.



This is a kitchen.



That is a bathroom.



That is a koala.

This is a panda.

Unit 2: Captain Cook



3. Colour the rooms and write.




a yellow kitchen

a blue bedroom

a red living room

a green bathroom



4. Can you find the treasure?



1	2	3	4	5	6	7	8	9	10	11	12	13	14	15	16	17	18	19	20	21	22	
						u													u			



a. _____ (4,9,14,17,22)



b. *treasure* (7,20)

c. _____ (1,18)

d. _____ (13)

e. _____ (2)



f. _____ (3)

g. _____ (11,19)

h. _____ (6,12,15)



i. _____ (8,16,21)

j. _____ (10)

k. _____ (5)

Art time!

Draw your magic bedroom in your favourite colours.



Make your own dragon.

You can find it on page 101.



Project



Aboriginal art. Complete the picture with another Australian animal.



Unit evaluation

How many stars for...?

The story



Songs and rhymes



Games / puzzles



Which are your favourite words and phrases? Write and say.



.....

.....

.....

.....

.....

Unit 3

The ant and the cricket

Lesson 1: It's summer



1. How many can you spy? Count and write.

two *bags*


seven

four

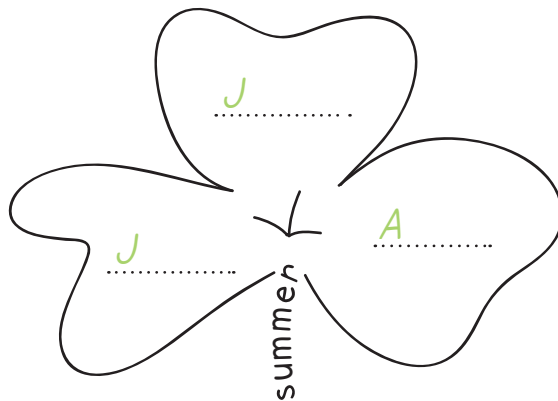
six

eight

five



2. Write the words.



Unit 3: The ant and the cricket



3. Solve the puzzle. The magic number is 21.

2	5	6	3	1	4
5	3		6	4	
4		3		5	6
1	6		4		5
6	1		5		
3				6	



4. Colour the trees.



summer



autunm



winter



5. Write and say.

Autumn - Winter - Summer



.....'s here.

.....'s near.

Summer's hot.

.....'s not.




Lesson 2: Autumn's here!



1. Find the magic number and help the Captain.



2. Read and choose.

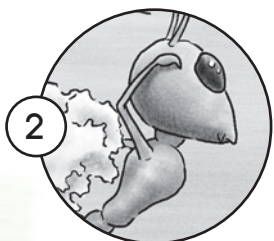


1

It's cold.

I must put on my shoes.

I must sail.




2

It's hot.

I must put on my hat.

I must put on my jacket.

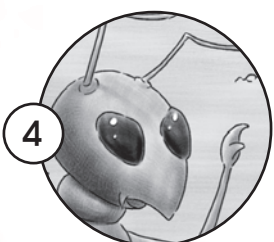


3

It's raining.

I must find my umbrella.

I must play in the garden.



4

It's summer.

I must save food for winter.

I must put on my socks.



5

I'm hungry.

I must find food.

I must sleep.


Unit 3: The ant and the cricket



3. Read and colour.



I've got blue socks, yellow shoes and a red jacket.




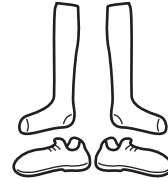



I've got a black hat, a red jacket and black shoes.



I've got a green jacket and blue socks.



I've got a red hat, yellow shoes and green socks.



4. What's missing?



			jacket
shoes			
socks			
	hat		

Lesson 3: It's winter




1. Listen and draw.




	hot
	cold
	warm
	snow
	rain

2. Write the word.



1. Winter is 


2. Spring is 

3. Summer is 

4. Autumn is not.



5. The is yellow.




6. The is blue.

Unit 3: The ant and the cricket



3. What's wrong?



summer


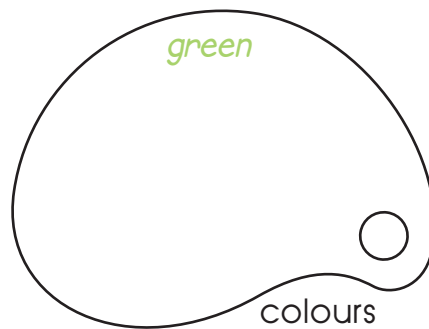
It is autumn. It's cold. The ant is sleeping. The cricket is running. The little crickets are fighting. The little ants are eating.



4. Put the words in the correct groups.



- ~~green~~ - eye - summer
- autumn - yellow - ear
- tooth - red - winter
- mouth - spring - blue



Art time!

Draw a summer scene with two pink trees, three blue flowers, five yellow stones, one purple nest,...



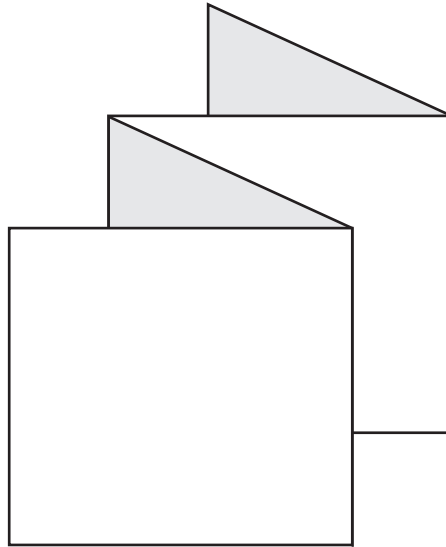
Unit 3: The ant and the cricket

Project



Create your season book.

You can find it on page 103.



Unit evaluation

How many stars for...?

The story



Songs and rhymes



Games / puzzles



Which are your favourite words and phrases? Write and say.



.....

.....

.....

.....


.....

The weasel and the mole


Unit 4

Lesson 1: In the cellar


1. Match the animals with the phrases.




- ...is eating
- ...is running
- ...is drinking
- ...is saving food
- ...is putting on his jacket




2. What are they doing? True or false?



1.



2.




3.



4.



5.



6.

1. Captain Cook is sailing.

 T F

4. Kelly is sleeping.

 T F

2. One Eye is playing.

 T F

5. Smarty is reading the map.

 T F

3. Kelly is opening the box.

 T F

6. Cole, the mole, is eating.

 T F

Unit 4: The weasel and the mole



3. Listen and circle the correct picture.



 1. a	 2. a	 3. a	 4. a	 5. a
 1. b	 2. b	 3. b	 4. b	 5. b



4. Listen and number.



 A	 B
 C	 D
 E	



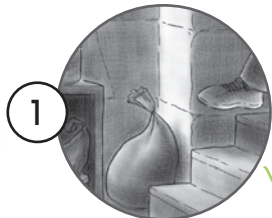
5. Look at the pictures and write.

 1. _ r _ _ _	 2. _ e _ _ _	 3. _ l _ _ _
 4. _ a _ _ _	 5. <u>y</u> <u>o</u> <u>g</u> <u>h</u> <u>u</u> <u>r</u> <u>t</u>	 6. _ _ a _ s

Lesson 2: Time for lunch



1. Match the pictures with the phrases.



Easel, the weasel, is licking his lips.



Easel is having all the goodies.



He is munching, he is crunching.




Hush, little weasel! Someone is coming.



In my cellar someone's lunching.



2. Do the crossword.



Unit 4: The weasel and the mole



3. Circle the words and write.



potato

p	o	t	a	c	a	s	e	i	h
o	y	o	g	h	u	r	t	l	a
t	a	r	p	e	a	r	s	k	m
a	l	c	h	e	r	r	i	e	s
t	i	o	r	s	a	l	a	m	i
o	s	b	r	e	a	d	j	u	z

.....



4. Match the pictures with the phrases.

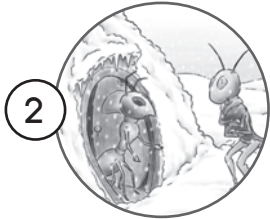
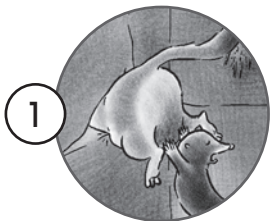
Nice to meet you!

Save for a rainy day!

Join me!

Welcome to my house!

Run through the hole.



5. Colour the words to find the phrase.




1. blue

2. red

3. green

4. pink



Lesson 3: The right kind of food



1. Match the pictures with the phrases.




I'm thin again! I'm out of here!

Look! I'm so fat!

Please don't pout!


Vegetables and fruit? Yuk!

Eat your vegetables and fruit.




2. Look and circle the correct word.

A tall/small wall



A big/small hole



A fat/thin weasel



A happy/sad mole



A cold/hot day



A full/an empty cellar



3. Listen, draw and colour.





Unit 4: The weasel and the mole





4. Do the crossword.





1. 


2. 


3. 


4. 


5. 

6. 

7. 

8. 

9. 

10. 

1.

2.

3.

4.

5.

6.

7.

8.

9.

10. y o g h u r t



5. Do you remember?

Monday, Tes_____ tasty ch_____s. 

W_____dn_____, T_____u_____s_____, p_____s and b_____r_____s.  

F_____i_____, S_____u_____n_____ and h_____e_____.  

S_____d_____l_____t_____  is so yummy.

Eating right can make you happy!

Art time!

Fill weasels' tummies with healthy and unhealthy food.




unhealthy food

healthy food

Project



Design a poster on healthy eating habits.



Unit evaluation

How many stars for...?

The story



Songs and rhymes



Games / puzzles



Which are your favourite words and phrases? Write and say.



.....

.....

.....

.....

.....

Unit 5

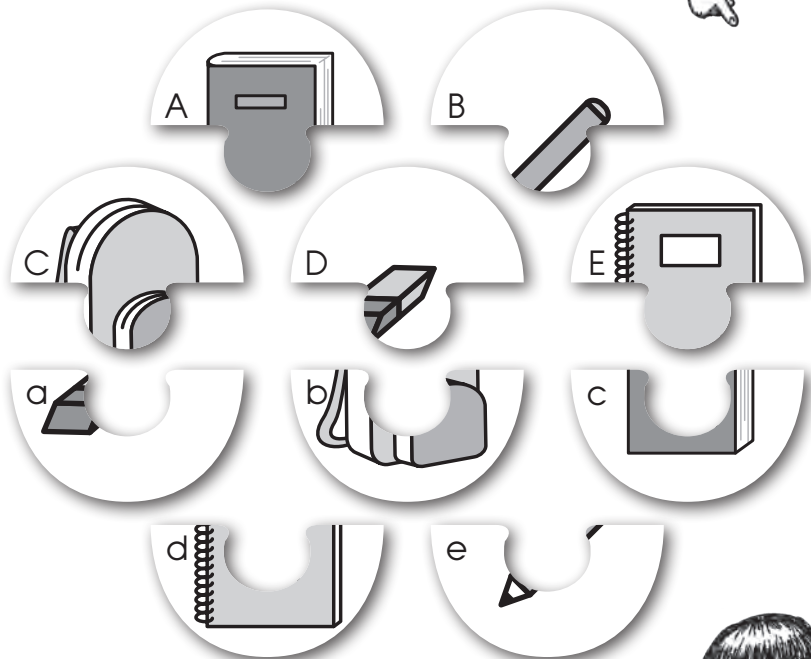
The animal school

Lesson 1: School is fun

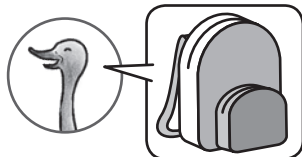


1. Find and match.

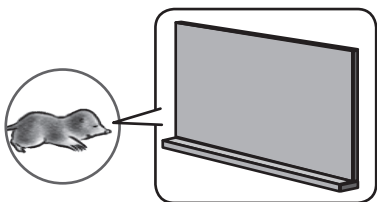
- 1. notebook *E d*
- 2. schoolbag
- 3. rubber
- 4. pencil
- 5. book



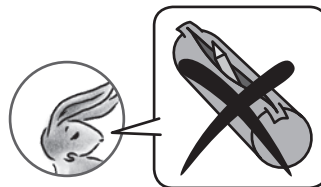
2. Choose and circle.



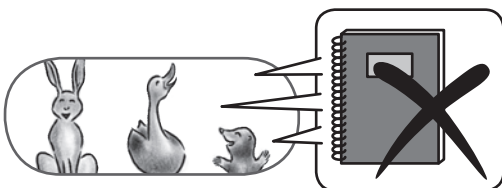
1. I need my schoolbag.
I don't need my schoolbag.




2. You don't need a board.
You need a board.



3. We don't need a pencilcase.
We need a pencilcase.



4. You don't need a notebook.
You need a notebook.

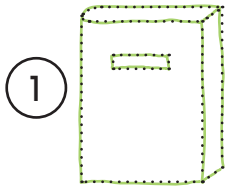


5. We don't need pencils.
We need pencils.

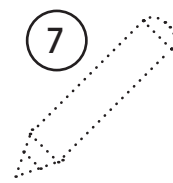
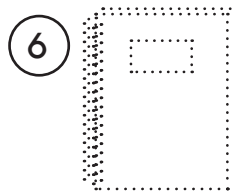
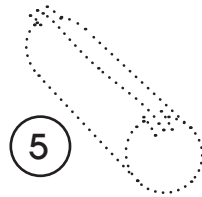
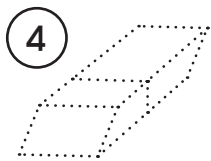
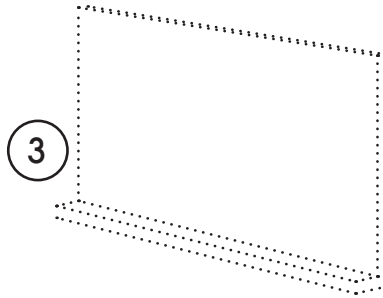
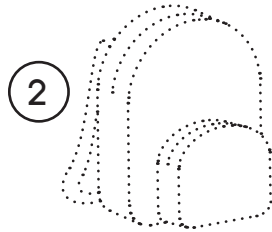
Unit 5: The animal school



3. Join, colour and write.




book




4. Put the words in the correct groups.



schoolbag, bedroom, cheese, ant, yoghurt, weasel, honey, hat, crocodile, jacket, kitchen, lettuce, bathroom, pencil, socks, living room, rubber, parrot, notebook, shoes



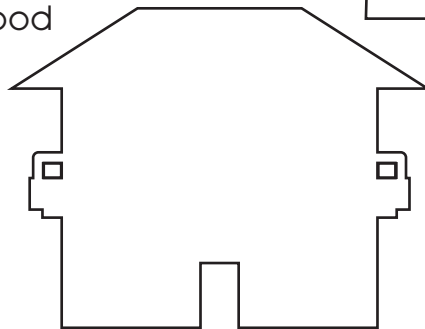
Food




Clothes



Animals



House





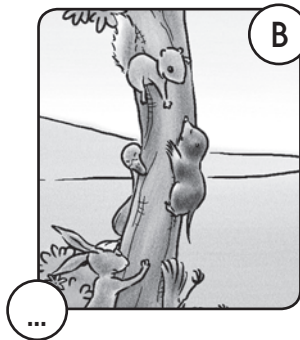



School things

Lesson 2: Lessons at the animal school



1. Listen and number the pictures.



2. Circle the odd one out.



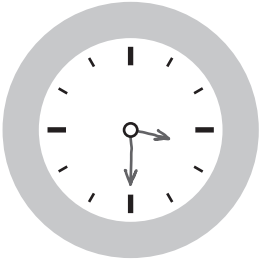
1. monkey, bedroom, kangaroo, panda, crocodile
2. eye, cellar, tooth, ear, lips
3. socks, jacket, shoes, dragon, hat
4. spring, summer, nuts, autumn, winter
5. Monday, Tuesday, Friday, July, Sunday
6. ham, pears, sweets, mouth, potatoes



3. What's the time? Draw and write.

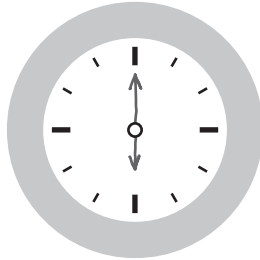


3:30



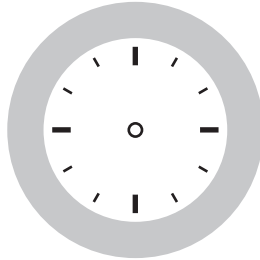
It's half past three

6:00



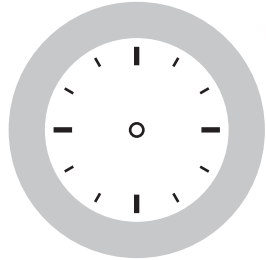
It's six o'clock

8:00



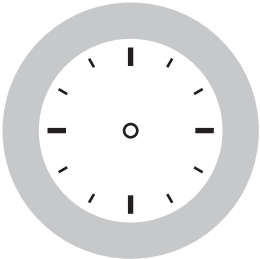
.....

2:30



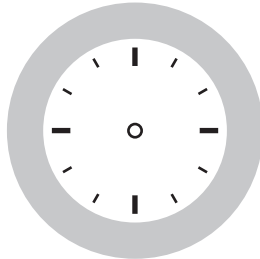
.....

11:00



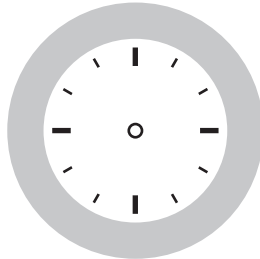
.....

7:30



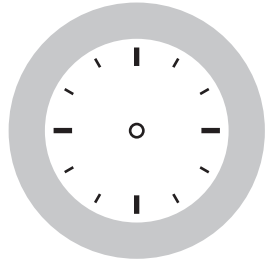
.....

5:00



.....

1:30



.....



4. Circle the phrases.

thanks a million
 have a bite
 time for
 fun
 what's the time
 out of here
 you're right
 I'm w.i

Lesson 3: A bright world



1. Match the phrases.

- | | |
|-------------------------------|----------------------------|
| 1. It's cool to be different, | and nobody is weak! |
| 2. Different is nice, | how boring to be the same! |
| 3. What a pity, what a shame, | everybody is unique. |
| 4. Respect my likes, | you can help me. |
| 5. I can help you, | respect my rights. |



2. Listen and write the words.



bright, nice, boring, ~~unique~~, help, rights

It's cool to be different, everybody is u n i q u e.

Different is _____ and nobody is weak!

Everybody is different, everybody is nice.

What a pity, what a shame,
how _____ to be the same!

Respect my likes, respect my _____,
and the world will be so _____!

I can _____ you, you can help me,
everything will be alright!

Unit 5: The animal school



3. Match the opposites.

1	everybody	same
2	strong	sad
3	different	nobody
4	empty	big
5	small	full
6	happy	weak



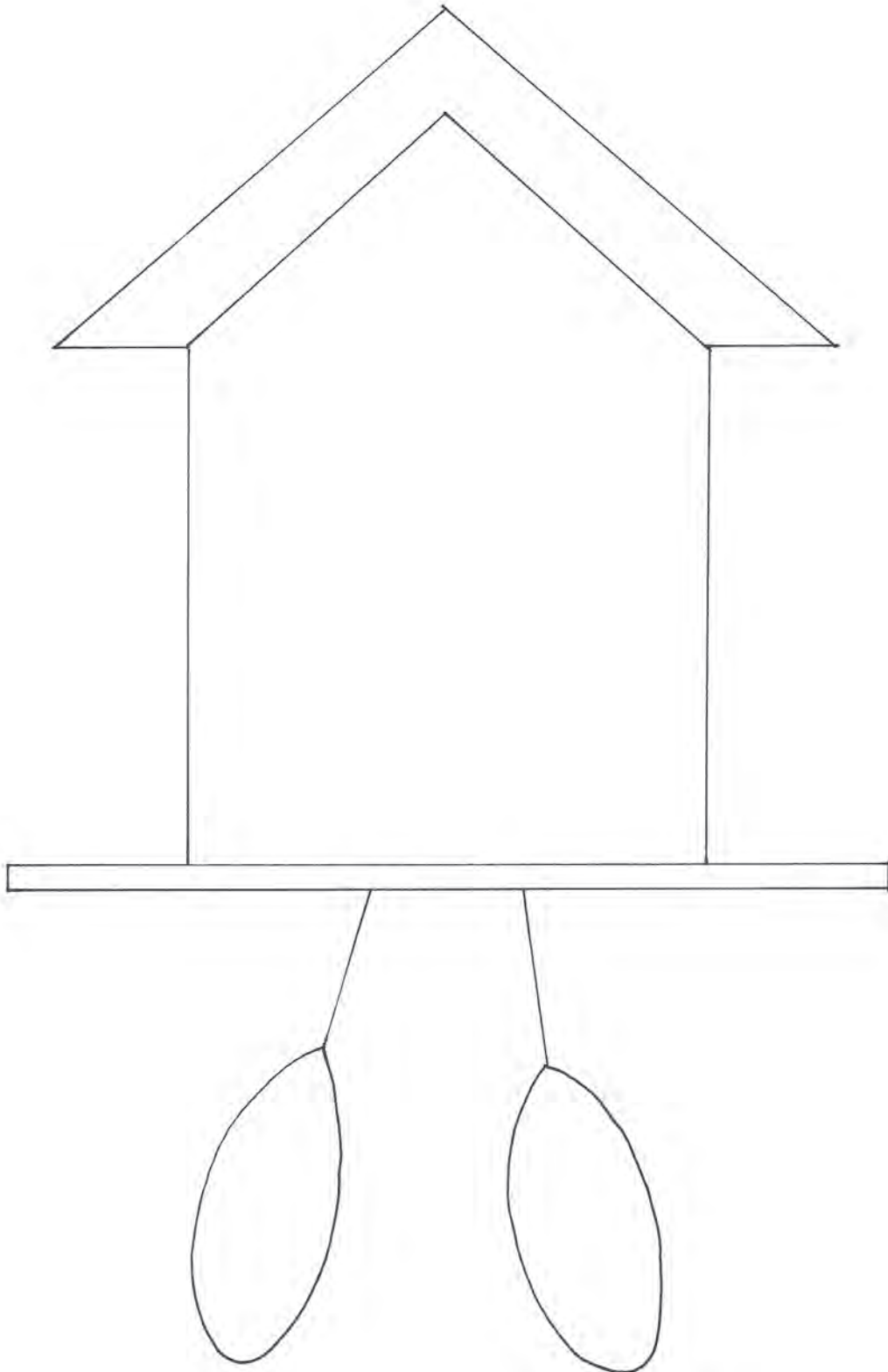
4. Can you find the magic phrase?

A	B	C	D	E	F	G	H	I	J	K	L	M
N	O	P	Q	R	S	T	U	V	W	X	Y	Z



Art time!

Create your own clock!



Project

You are unique!



I like

.....
.....
.....
.....

My favourite colour is

My favourite number is

My favourite animal is

.....
.....
.....

I don't like

.....
.....
.....
.....

My best friend is

.....
.....
.....

Unit evaluation

How many stars for...?

The story



Songs and rhymes



Games / puzzles



Which are your favourite words and phrases? Write and say.



.....
.....
.....
.....

Unit 6

The emperor's new clothes

Lesson 1: Nothing looks right



1. Read and match.

Is the emperor here?

What are you doing in there?

Those trousers and shoes are ready for you to choose.



Oh, I have nothing to wear.

This orange suit looks nice, Sir.

Who's there?



2. Look and write.



C..... on the floor,


some more on the door.



T..... here and there,



some s..... on the chair.



These j..... and s.....,



those trousers and s.....

are ready for you to choose.

Unit 6: The emperor's new clothes



3. Write and colour.



1. r_____ hat
2. g_____ jacket
3. p_____ trousers
4. o_____ socks
5. b_____ shoes



4. Find the missing words.



dark-bright, hot-cold, long-short,
small-big, fat-thin, full-empty

1. These trousers
are*dark*.....




but those trousers
are...*bright*.....




2. These ants
are



but those kangaroos
are.....



3. These trousers
are



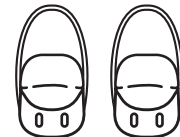
but those trousers
are.....



4. These bags
are




but those bags
are.....



5. These weasels
are



but those weasels
are.....



6. These crickets
are



but those crickets
are.....



Lesson 2: The emperor's special suit



1. Read and match.

- | | |
|------------------------------|----------------------------------------|
| 1. Is my special suit ready? | a. can't you see? |
| 2. Here's the jacket, Sir. | b. can see it. |
| 3. It's brown and pink, | c. You can put it on. |
| 4. We are tailors and | d. Am I a fool? |
| 5. Only clever people | e. I need it for the festival. |
| 6. I can't see anything. | f. we can make a special suit for you. |

1- e 2- ___ 3- ___ 4- ___ 5- ___ 6- ___

2. Circle the odd one out.




1. pink, flower, orange, yellow
2. shoes, pond, tree, grass
3. shirt, suit, jacket, black
4. emperor, captain, tailor, parrot
5. squirrel, wall, door, floor
6. long, socks, short, bright

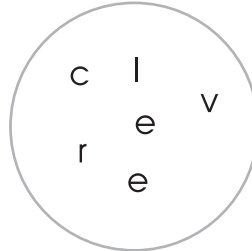
Unit 6: The emperor's new clothes




3. Find and write.



1. *people*.....



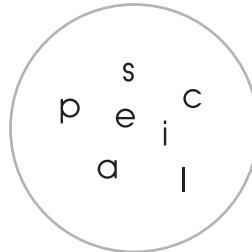
2.....




3.....



4.....




5.....



6.....



4. Do the crossword.



1. They make clothes.
2. Not dark
3. Put on
4. Jacket and trousers together
5. Not short
6. Not a clever person
7. Not long
8. Shirts, suits and jackets are...


Lesson 3: At the festival

1. Circle the phrases.



Who's this nice to
 are you doing
 you're right
 thank a million
 great idea
 respect my
 she's here
 come
 the emperor

2. Listen and tick.



	emperor	tailor
1	<input checked="" type="checkbox"/>	<input type="checkbox"/>
2	<input type="checkbox"/>	<input type="checkbox"/>
3	<input type="checkbox"/>	<input type="checkbox"/>
4	<input type="checkbox"/>	<input type="checkbox"/>
5	<input type="checkbox"/>	<input type="checkbox"/>
6	<input type="checkbox"/>	<input type="checkbox"/>




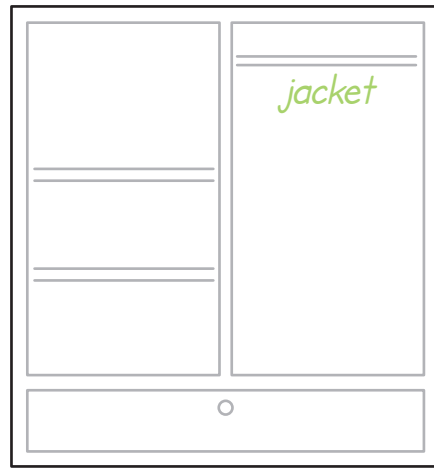
Unit 6: The emperor's new clothes



3. Put the words in the correct groups.



~~jacket~~ ~~cheese~~ ~~kangaroo~~ ~~living room~~ hat mole
 socks shirt bedroom weasel cookies lollipops kitchen
 nuts panda chocolate bathroom trousers monkey



4. Colour the words to find the phrase.




1. blue

2. red

3. green

4. pink



Art time!

Choose clothes for the Emperor to wear.
Draw and colour them.



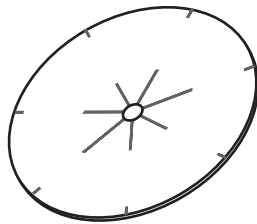
Project



Design your own spin wheel with clothes and colour them.



You can find it on page 105.



Unit evaluation

How many stars for...?

The story



Songs and rhymes



Games / puzzles



Which are your favourite words and phrases? Write and say.



.....

.....

.....

.....


.....

Unit 7


Arthur and his family

Lesson 1: Play with me

1. Read and match.



Grandmother elf always cooks meals in the kitchen!
 Sister elf and brother elf read their favourite books in their bedroom!
 Little Arthur wants to play with his family.
 Grandfather elf usually listens to music in the living room.
 Father elf usually helps in the house.
 Mother elf often plants flowers in the garden.



2. Circle the words and write them under the correct picture.








F	A	G	I	R	A	G	O	R	T
T	G	S	O	S	G	R	E	M	R
E	R	I	T	H	N	A	D	O	T
F	A	T	H	E	R	N	M	T	I
I	N	A	G	F	N	D	O	H	B
O	D	I	S	T	E	M	T	E	R
G	F	D	A	N	F	O	A	R	O
S	A	G	B	R	O	T	H	E	R
R	T	H	N	A	R	H	E	S	A
O	H	S	I	S	T	E	R	I	T
R	E	I	S	E	E	R	I	S	E
A	R	F	A	T	M	O	R	E	R

Unit 7: Arthur and his family



3. Listen and write the numbers.



4. Now write about YOU and your FAMILY.

I always *listen to music in my bedroom*..... My mother *often helps in the house*.....
 I always..... My.....
 I usually..... My.....
 I often..... My.....



5. Break the code and find the magic word.



1. _____
2. _____
3. h a m
4. _____
5. _____
6. _____

m
1 2 3 4 5 6

Lesson 2: We can't find Arthur!



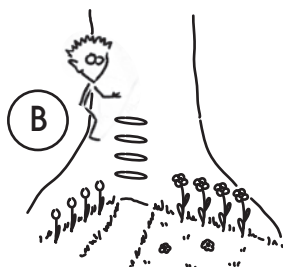
1. Read and match.



1. Arthur plays basketball with his friends in the garden.




2. He climbs trees in the garden.



3. He rides his bike in the park every day.






4. He plays on the slide and swing every evening.



5. He swims in the pond every morning.



2. Do the crossword.






								1.		
						2.		f		
								r		
								e		
5.								e		4.
								h		
			6.					o		
								u		
7.								s		
								e		

Unit 7: Arthur and his family

3. What are their favourite places?
Match and say.

Kelly's favourite place is the treehouse.



4. What about you?

	OFTEN	USUALLY	ALWAYS
1.			
2.			
3.			
4.			
5.			
6.			

Lesson 3: My favourite place

1. Who's this? Read and match.



1. He likes playing hide and seek but he doesn't like playing alone.
2. He likes eating the right kind of food.
3. He likes sailing and doing puzzles.
4. She likes playing with her friends but she doesn't like fighting.
5. He likes saving for a rainy day.
6. He likes singing but he doesn't like working in the summer.
7. He likes eating all the goodies.
8. He likes wearing new clothes.
9. He likes sleeping.



2. Find and say.

Brother elf likes listening to music.



A maze puzzle with five paths labeled A, B, C, D, and E. Each path starts from a character's head and ends at an icon representing a hobby or object.

- A:** Starts with a girl's head, ends with a door icon.
- B:** Starts with a girl's head, ends with a computer monitor icon.
- C:** Starts with a boy's head, ends with a music note icon.
- D:** Starts with a boy's head, ends with a bicycle icon.
- E:** Starts with a boy's head, ends with a kite icon.



3. Can you remember? Follow the maze to find Arthur.

He likes flying kites.	He doesn't like dancing.	He doesn't like playing hide and seek.	He likes cooking.
He doesn't like climbing trees.	He doesn't like watching tv.	He likes working.	He doesn't like helping in the house.
He likes sailing.	He likes colouring.	He likes running.	He doesn't like reading books.
He doesn't like drawing.	He likes eating chocolate.	He doesn't like walking.	He likes jumping.



Here I am!




4. Circle the words and find the magic phrase.

What I like most is playing games with my family

Art time!

This is my family! Stick the pictures on the tree.



Create your own family photo.


You can find it on page 107.



Project



What do you like most?
Show it in a class poster.



Unit evaluation

How many stars for...?

The story



Songs and rhymes



Games / puzzles



Which are your favourite words and phrases? Write and say.



.....

.....

.....

.....


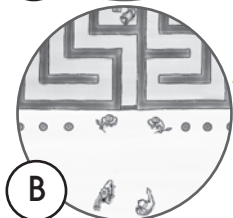
.....

Unit 8

Daedalus and Icarus

Lesson 1: The palace of Minos

1. Match the pictures with the phrases.



1. No one can escape from that huge maze.



2. Guards! Put them in prison right away!

3. King Minos, your palace is ready.


4. He's got a bull's head and a man's body.

5. I can go back home with my son, Icarus.


6. Nice work, Daedalus. Thank you!







2. Safe or dangerous? Choose and write.



dangerous

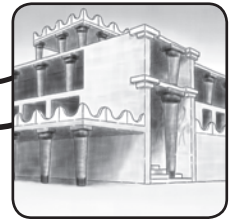



safe





3. Match and write.



4. Choose and write.




Hello, I'm the *Minotaur*



I'm a dangerous




I've got a 's head



and a man's



I live in a huge


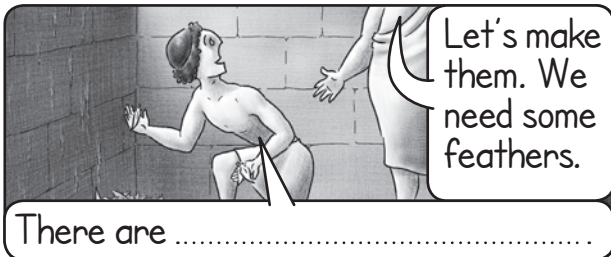



Lesson 2: In prison

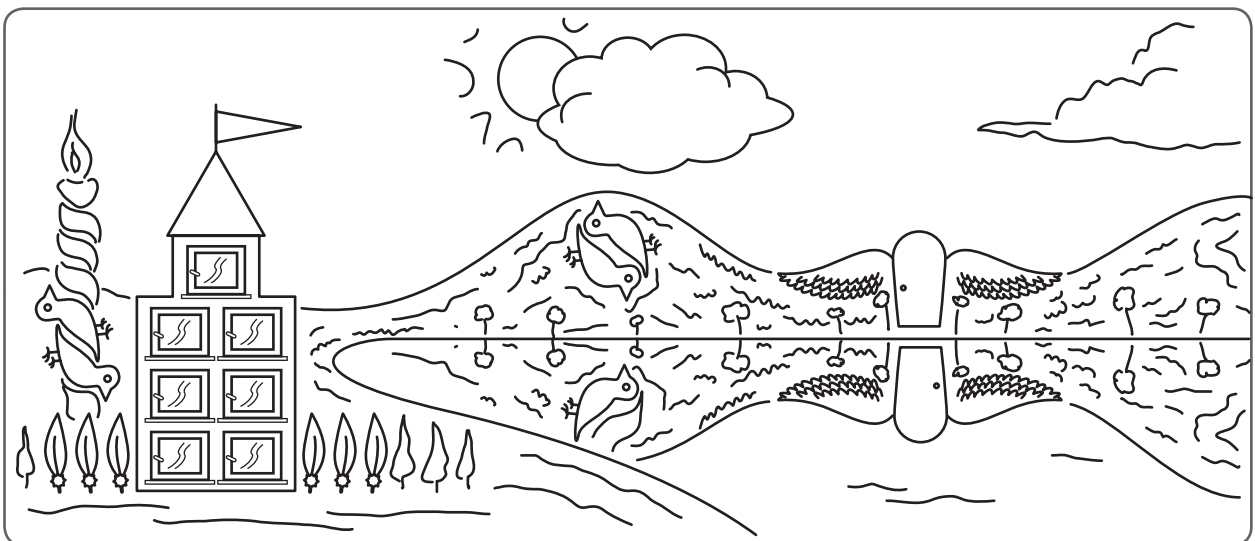


1. Match the pictures with the phrases.

- ...can get away from here.
- ...a lot of feathers on the floor.
- ...a brilliant idea!
- ...can we do that?
- ...can have a palace like this.



2. Count and write.



- seven... windows
- four.....
- five.....
- six.....
- two.....



3. Circle the words.

climb

rest

find

use

f	q	e	w	r	p	r	e	s	t
l	i	j	l	h	n	t	o	r	e
y	s	q	a	t	e	l	q	e	s
t	t	k	w	n	e	z	w	s	c
l	i	r	v	b	d	q	h	g	a
q	c	w	m	f	i	n	d	m	p
u	k	c	k	v	q	k	c	t	e
u	a	r	b	p	w	r	i	q	w
s	c	l	i	m	b	o	w	y	e
e	e	u	q	z	l	e	a	v	e

leave

stick

escape

fly


need



4. Find and write.



wax
wings
feathers
window
palace
floor



This is a nice palace but we have to

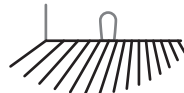
find a way to escape. We can escape through



that We can fly. We need some



..... There are a lot of feathers on the



..... We need some to



stick them together. Good! Our are

ready. Now, let's rest. We'll fly early in the morning.

Lesson 3: Icarus in the sea



1. True or false?

- 1. The sun will melt the wax. T F
- 2. Wow! Our wings are so small! T F
- 3. Don't fly near the sun. T F
- 4. The palace is huge. T F
- 5. I'm flying like a bird. T F
- 6. Be careful! You're getting close to the sea. T F


2. Write the words.



Icarus is f l y i n g.



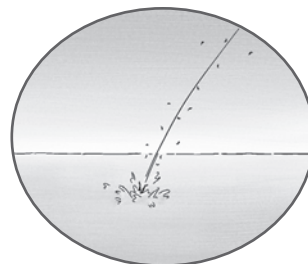
He's f _____ like a bird.



He's g _____ close to the sun. The wax is m _____.




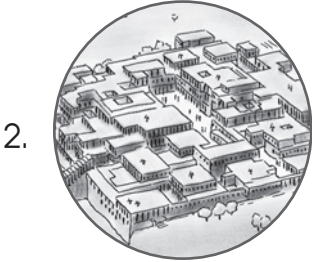

Oh, no! He's f _____ down. He is f _____ into the sea.



Unit 8: Daedalus and Icarus



3. Do the crossword and find Daedalus' son.



1.

2.

3.

4.

5. D A E D A L U S

6.

→ u



4. Can you find the magic phrase?

A	B	C	D	E	F	G	H	I	J	K	L	M
N	O	P	Q	R	S	T	U	V	W	X	Y	Z



Art time!

Make your own wings using different things.



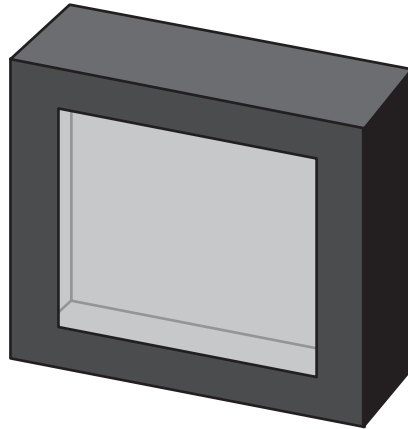
Project



Create your own theatre play.



You can find it on pages 103-112.



Unit evaluation

How many stars for...?

The story



Songs and rhymes



Games / puzzles



Which are your favourite words and phrases? Write and say.



.....

.....

.....

.....



.....

Unit 9

Planet Recyclon

Lesson 1: In the forest

1. Look and write.



She's working in the garden



2. Match and write.



- ... Don't litter.
- ... Recycle.
- ... Don't cut down trees.
- ... Keep the forest clean.
- ... Don't waste water.




A



B



C




D




E

Lesson 2: The green planet


1. Put in order.




A Why are you cutting down the trees?



B What are they doing? Are they cutting down trees?



C I'm hungry! I've got no food to eat. Where are my bananas?



D It's time for lunch. I'm hungry. Oh, look! Bananas!

1. ___ 2. ___ 3. ___ 4. ___



2 Listen and go to...



start						Forest
						School
						Recyclon
						Garden



3. Are you green?

Do you...	ALWAYS	SOMETIMES	NEVER
1. ...recycle cans?			
2. ...waste water?			
3. ...recycle paper?			
4. ...litter?			
5. ...recycle glass?			
6. ...use paper bags?			

What's your score?

Look at the bottom of the page

9-12: You are green! You love the Earth.

5-8: You must try more! Help the Earth.

0-4: You don't take care of the Earth. It's not right.



4. Find the missing word.



litter, take care, hungry, angry, recycle, cut down,

The planet is (1)... *angry* ... There is (2)..... everywhere. We don't (3)..... We (4)..... trees. The animals have got no food. They are (5)..... We don't (6)..... of the Earth. We must do something to change things.

Score:
 1. always = 2, sometimes = 1, never = 0
 2. always = 0, sometimes = 1, never = 2
 3. always = 2, sometimes = 1, never = 0
 4. always = 0, sometimes = 0, never = 2
 5. always = 2, sometimes = 1, never = 0
 6. always = 2, sometimes = 1, never = 0

Lesson 3: Help the planet



1. Match the phrases.

1. Don't waste glass bottles.

Give them to other children.

2. Don't use plastic bags.

Use them again.

3. Don't waste paper.

Keep planet Earth clean.

4. Don't waste old clothes.






Use it to write again.

5. Don't litter.

Use paper bags.




2. Listen and number the pictures.





3. Write and tell your friends.



It's GREEN to *clean up the forest.*

It's GREEN to...



.....



.....



.....



It's NOT GREEN to...

.....



.....



.....

Now you know. Tell your family and friends!



4. Write an e-mail to Garth and Kendra.

e-mail from Earth

To: Garth and Kendra
Subject: e-mail from Earth

Dear Garth and Kendra,

Things are changing here on Planet (1).....

We are recycling (2)....., glass and (3)..... We aren't
wasting (4)..... Dad wants to plant some (5)..... and
(6)..... in the garden. Mum thinks it's a great idea!

We are all working together. It's great!

Come and see us!

Mark and Jenny

Art time!


Imagine that you visit a school on Planet Recyclon. What do you see?



Project



Use recyclable things to create your own litter monster.



Unit evaluation

How many stars for...?

The story




Songs and rhymes



Games / puzzles



Which are your favourite words and phrases? Write and say.



.....

.....

.....

.....

.....

Unit 10

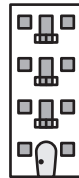
The magic island

Lesson 1: Be kind

1. Choose and match.



1. Which is the tallest?




2. Which is the shortest?



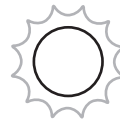
3. Which is the longest?



4. Which is the coldest?




5. Which is the slowest?



6. Which is the brightest?

2. Colour what is polite.





3. Listen and write.



-cool, kind, impolite, nice, right

It's not*cool*....., it's not polite!

Calling names is

You know it isn't

Be, be

live in a world that you like!



4. Colour and find the magic phrase.

1 = yellow

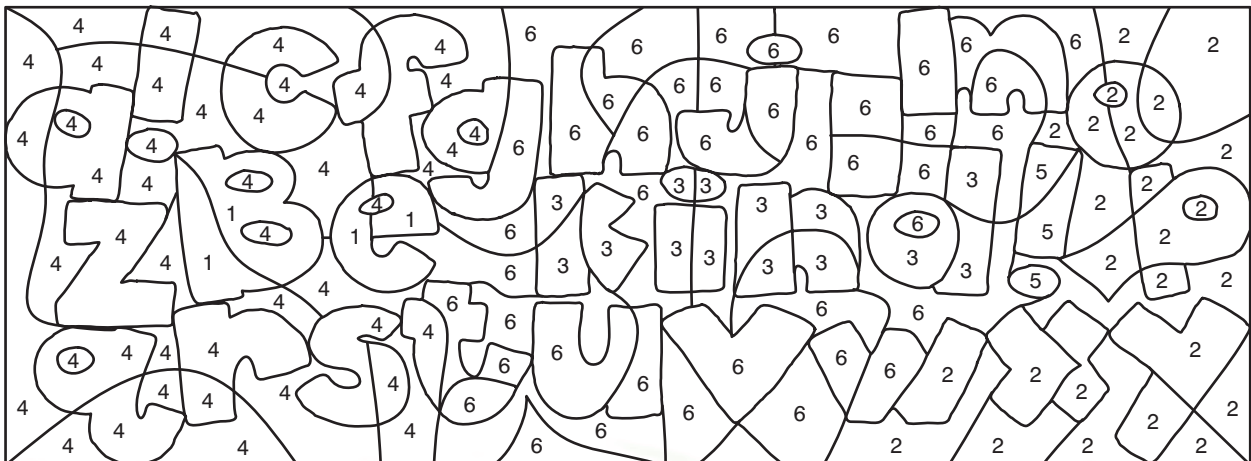
2 = purple

3 = orange

4 = blue


5 = pink

6 = green



Lesson 2: Love for people

1. Match and say.



May I come in?


May I go out and play?

May I have some water?



May I have a paper bag, please?

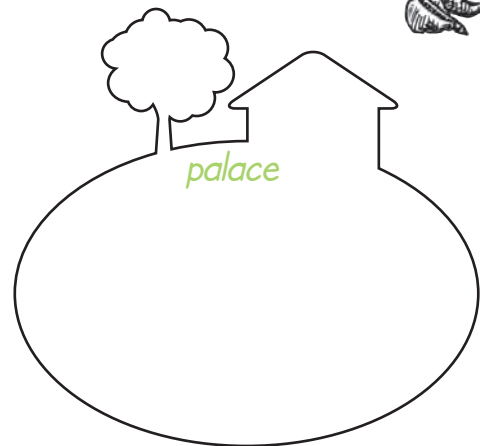
May I take your pen?




2. Put the words in the correct groups.




palace, cans, shirt, plastic bags, suit, bottles, trousers, cellar, jacket, treehouse, socks, playing games, prison, playing basketball, glass, playing on the swings, paper, riding a bike, home, swimming



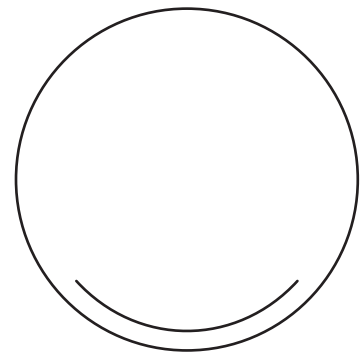
Places



Recyclable



Clothes



Activities




3. Circle the phrases.

like a bird she's cooking a meal time for lunch don't be late join us you're welcome that's a brilliant idea don't worry I'm flying



4. Colour the dots and find the magic word.



Lesson 3: Magic Gameland!













1. Can you remember?
Match the questions with the answers.

- | | |
|----------------------------------------------------------|--------------------------------|
| 1. Where's the magic stone in Kelly's garden? | Harry, the hare. |
| 2. What's the colour of the bathroom in Puff's house? | Icarus. |
| 3. Who's got the pencil and rubber in the animal school? | It's in the grass. |
| 4. What does Arthur like most? | It's green. |
| 5. Who's getting close to the sun? | Spending time with his family. |

2. Can you remember? Read and write.




-  Everybody can do something but together *we can do everything!*
-  Easel, the weasel, is running. His tummy is empty but
-  Winter is cold, Spring is warm.
-  It's cool to be different, everybody
-  Too long, too short, too dark, too bright,
-  People are laughing and I can do nothing.
-  Icarus, be careful. You are
-  Keep the planet clean!
-  Work together and
-  It's not cool, it's not right.

Unit 10: The magic island



3. Follow the maze and say the magic phrases.



4. Write the correct answers and find the magic phrase.

1. What's in the box in Kelly's garden?
2. What's the parrot's name on Captain Cook's ship?
3. What's the treasure?
4. What's the colour of the door in Mr Ant's house?
5. Which animal is the fastest in the animal school?
6. Where does Arthur's grandfather listen to music?
7. How many people from Planet Recyclon can you spot in Lesson 2?
8. Who's wearing a jacket in the magic book 2?
9. What do Daedalus and Icarus use to make their wings?
10. What does Easel, the weasel, eat on Monday and Tuesday?

1. A $\frac{\quad}{13}$ and a $\frac{\quad}{15}$.
2. $\frac{S m a n t y}{7}$.
3. $\frac{\quad}{3}$ and $\frac{\quad}{12}$.
4. $\frac{\quad}{4}$.
5. $\frac{\quad}{9}$.
6. $\frac{\quad}{6}$ and $\frac{\quad}{14}$.
7. $\frac{\quad}{8}$.
8. $\frac{5}{\quad}$ and $\frac{\quad}{10}$.
9. $\frac{\quad}{2}$ and $\frac{\quad}{11}$.
10. $\frac{\quad}{16}$.

$\frac{\quad}{1} \frac{\quad}{2} \frac{\quad}{3} \frac{\quad}{4} \frac{\quad}{5}$

$\frac{r}{6} \frac{\quad}{7} \frac{\quad}{8} \frac{\quad}{9} \frac{\quad}{10} \frac{\quad}{11} \frac{\quad}{12} \frac{\quad}{13} \frac{\quad}{14} \frac{\quad}{15} \frac{\quad}{16}$!

Art time!


Think of your best friend and draw the feeling of friendship.



Project



The best things in life are not things. Create a poster to show what's good in your life.



Unit evaluation

How many stars for...?

The story



Songs and rhymes



Games / puzzles



Which are your favourite words and phrases? Write and say.




.....

.....

.....


.....

.....



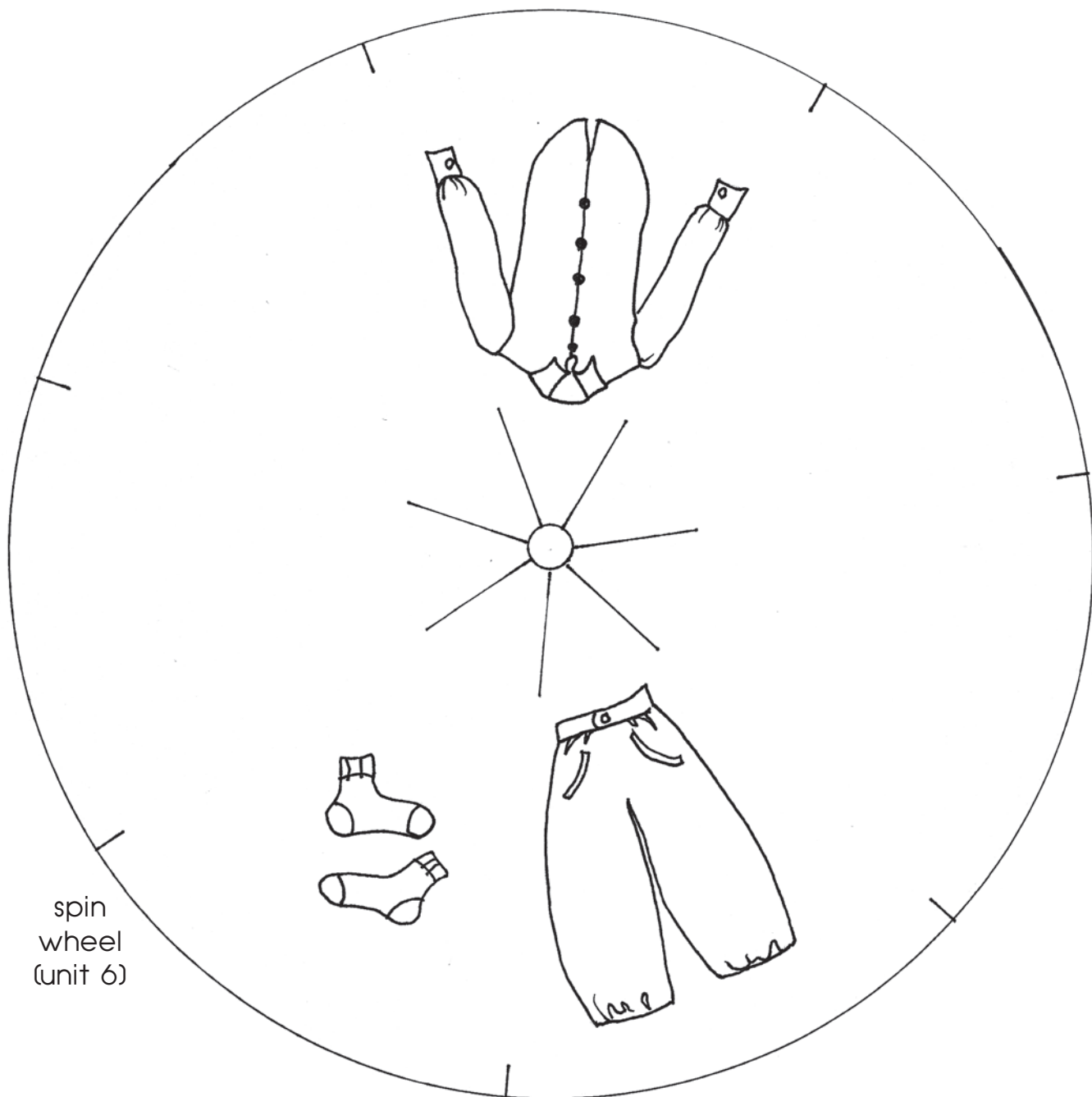
dragon
(unit 2)

theatre
play
(unit 8)
wings for Daedalus
king Minos

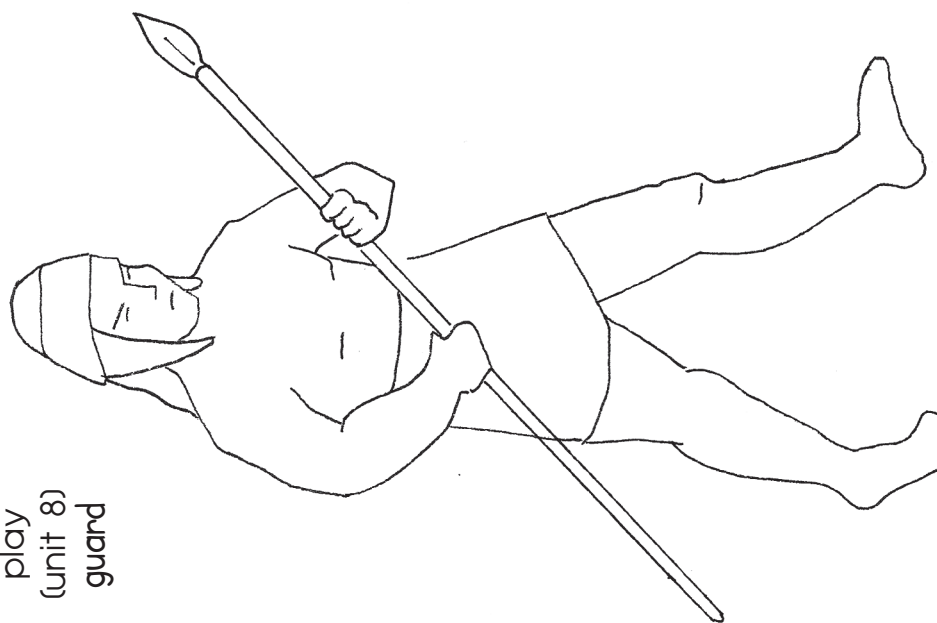


season
book
(unit 3)

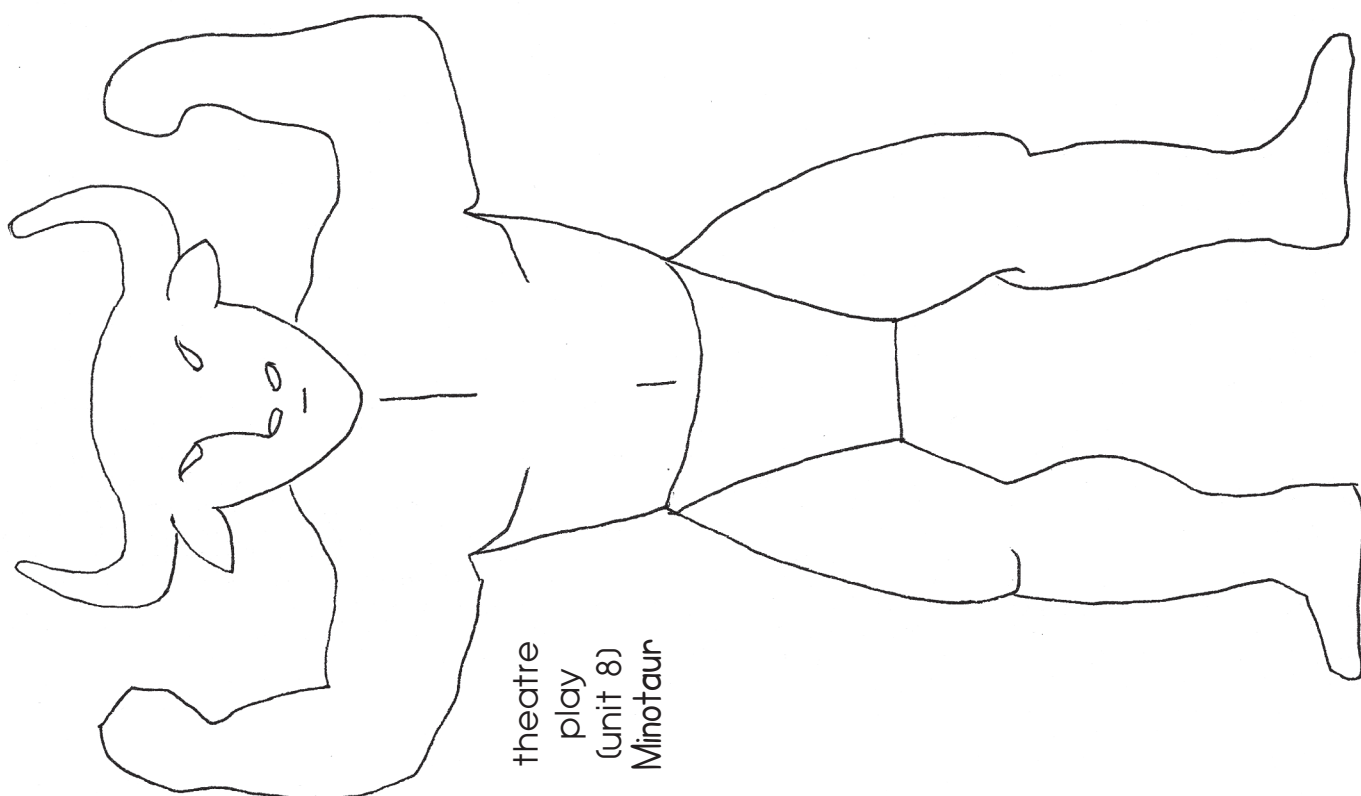
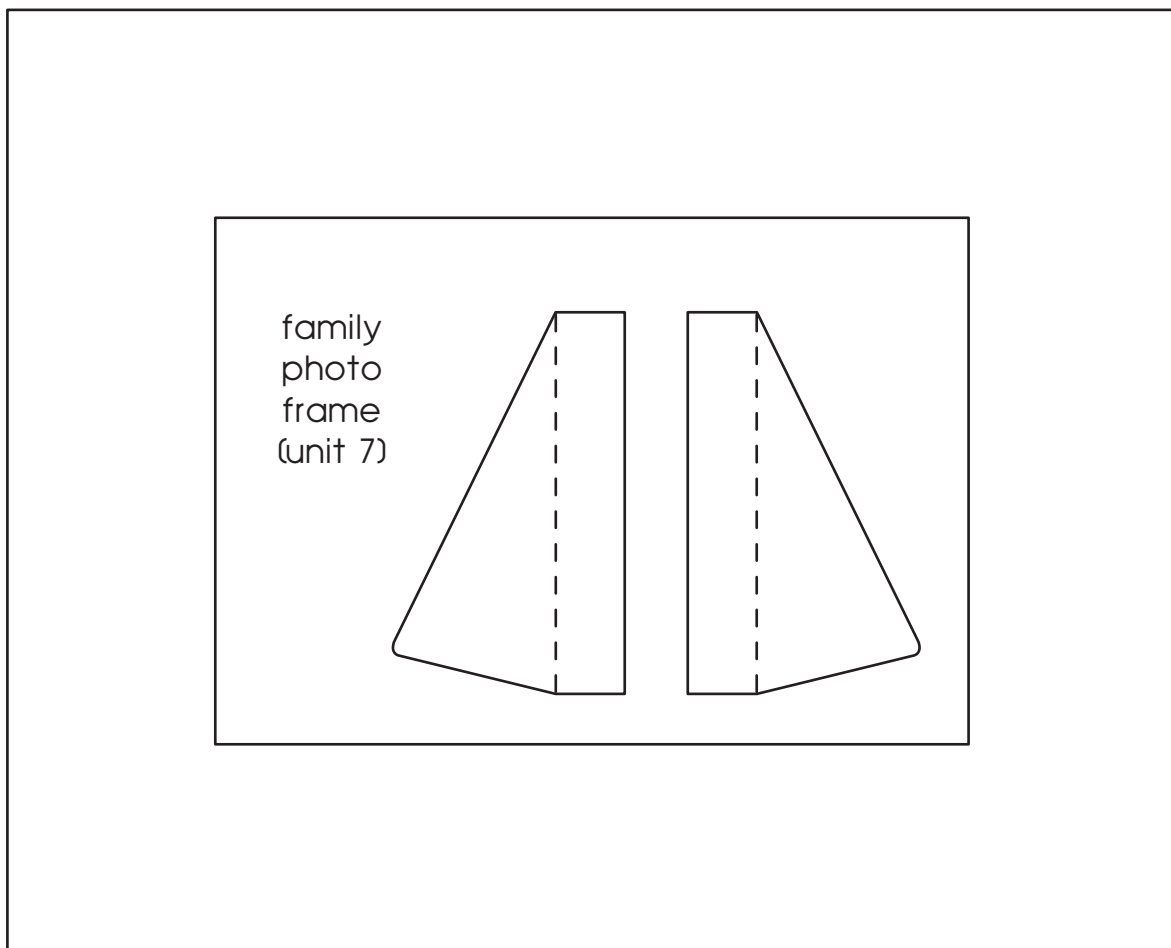


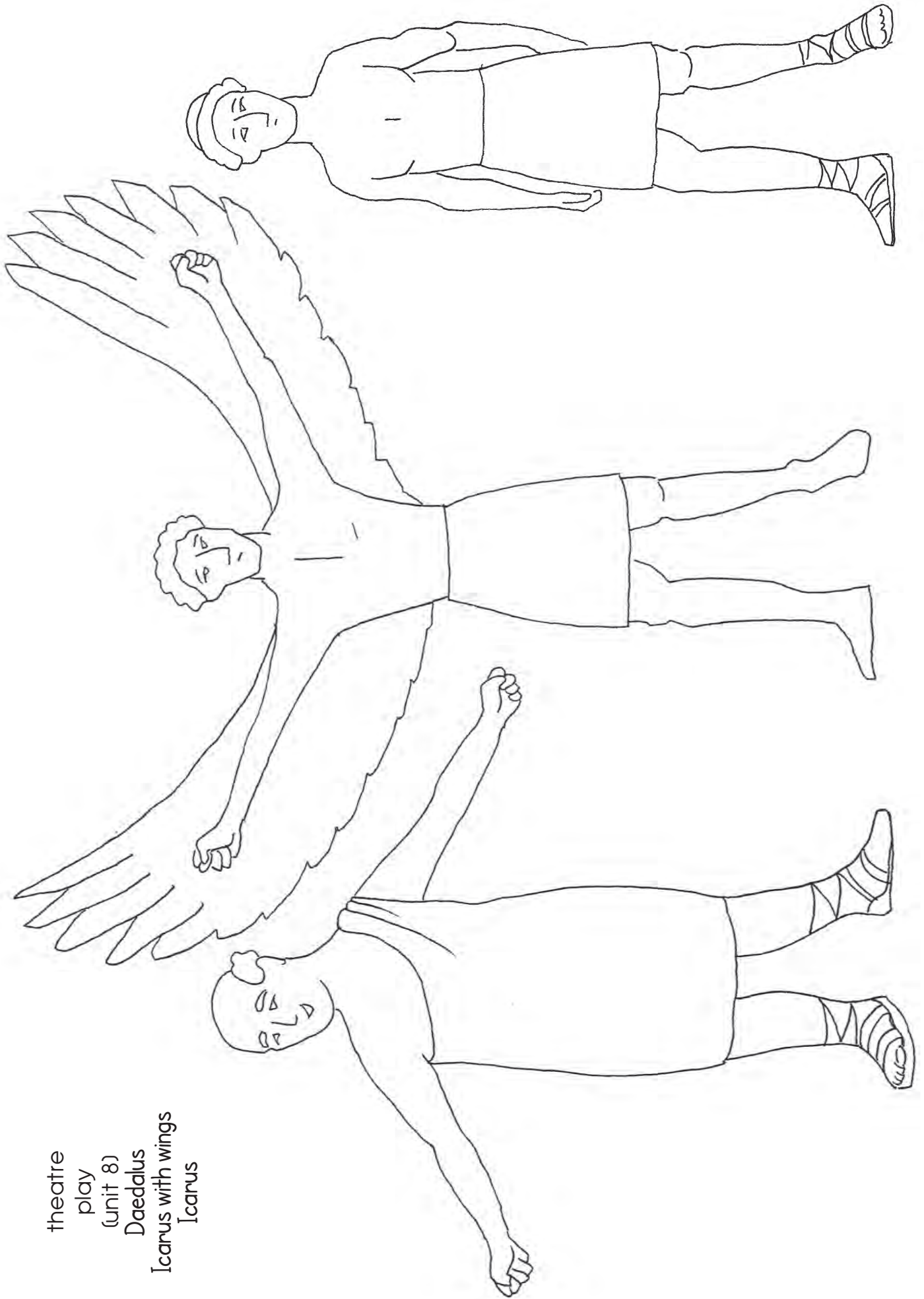


spin
wheel
(unit 6)




theatre
play
(unit 8)
guard






theatre
play
(unit 8)
Daedalus
Icarus with wings
Icarus



theatre play (unit 8) palace


Cut-outs



Βάσει του ν. 3966/2011 τα διδακτικά βιβλία του Δημοτικού, του Γυμνασίου, του Λυκείου, των ΕΠΑ.Λ. και των ΕΠΑ.Σ. τυπώνονται από το ΙΤΥΕ - ΔΙΟΦΑΝΤΟΣ και διανέμονται δωρεάν στα Δημόσια Σχολεία. Τα βιβλία μπορεί να διατίθενται προς πώληση, όταν φέρουν στη δεξιά κάτω γωνία του εμπροσθόφυλλου ένδειξη «ΔΙΑΤΙΘΕΤΑΙ ΜΕ ΤΙΜΗ ΠΩΛΗΣΗΣ». Κάθε αντίτυπο που διατίθεται προς πώληση και δεν φέρει την παραπάνω ένδειξη θεωρείται κλεψίτυπο και ο παραβάτης διώκεται σύμφωνα με τις διατάξεις του άρθρου 7 του νόμου 1129 της 15/21 Μαρτίου 1946 (ΦΕΚ 1946,108, Α').

Απαγορεύεται η αναπαραγωγή οποιουδήποτε τμήματος αυτού του βιβλίου, που καλύπτεται από δικαιώματα (copyright), ή η χρήση του σε οποιαδήποτε μορφή, χωρίς τη γραπτή άδεια του Υπουργείου Παιδείας και Θρησκευμάτων / ΙΤΥΕ - ΔΙΟΦΑΝΤΟΣ.

Κωδικός βιβλίου: 0-10-0189
ISBN 978-960-06-4447-0



(01) 000000 0 10 0189 1



ΕΛΛΗΝΙΚΗ ΔΗΜΟΚΡΑΤΙΑ
Εθνικό και Καποδιστριακό
Πανεπιστήμιο Αθηνών



Ευρωπαϊκή Ένωση
Ευρωπαϊκό Κοινωνικό Ταμείο



ΥΠΟΥΡΓΕΙΟ ΠΑΙΔΕΙΑΣ ΚΑΙ ΘΡΗΣΚΕΥΜΑΤΩΝ
ΕΙΔΙΚΗ ΥΠΗΡΕΣΙΑ ΔΙΑΧΕΙΡΙΣΗΣ

Με τη συγχρηματοδότηση της Ελλάδας και της Ευρωπαϊκής Ένωσης

